

(No Model.)

J. A. JOHNSON.

PLOW.

No. 346,288.

Patented July 27, 1886.

Fig. 1.

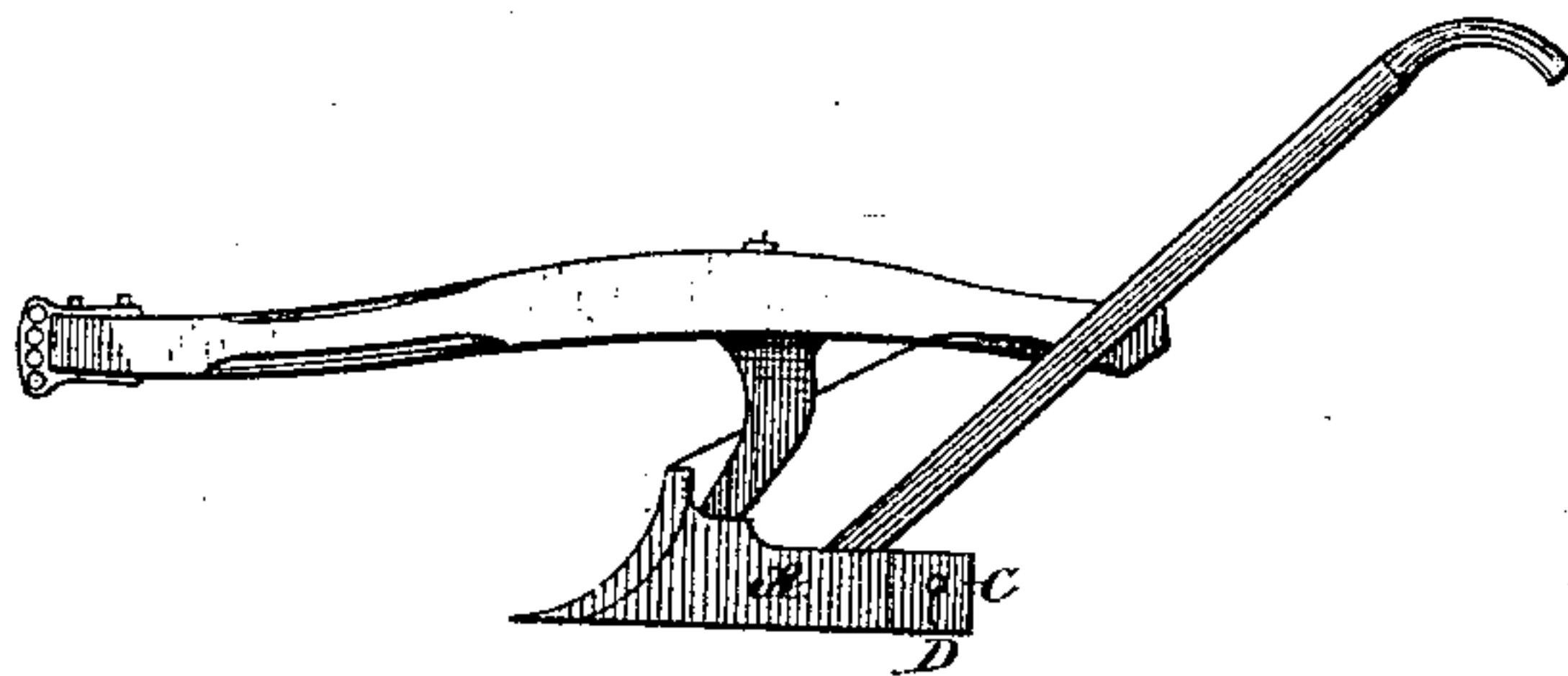


Fig. 2.

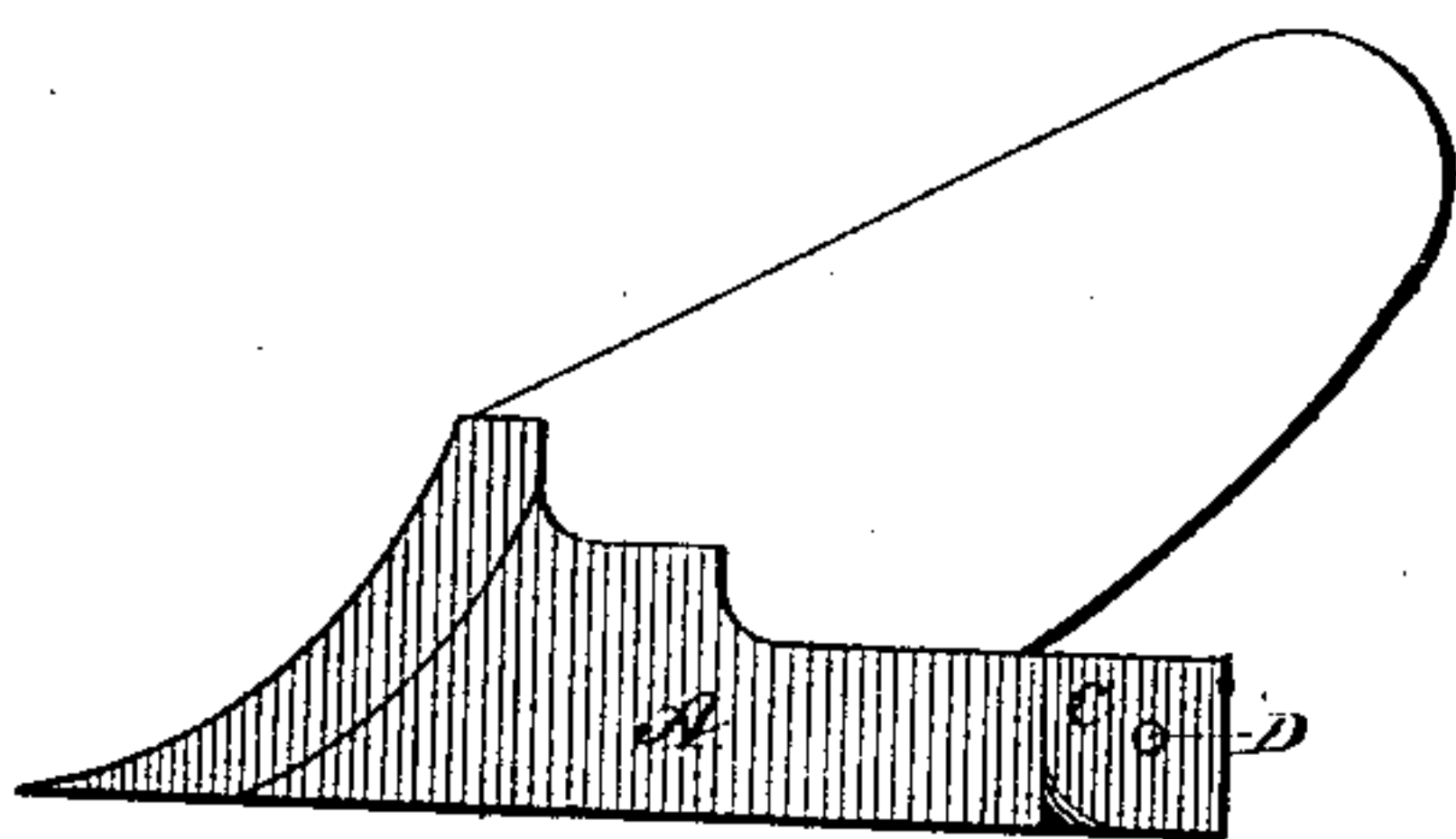


Fig. 4.

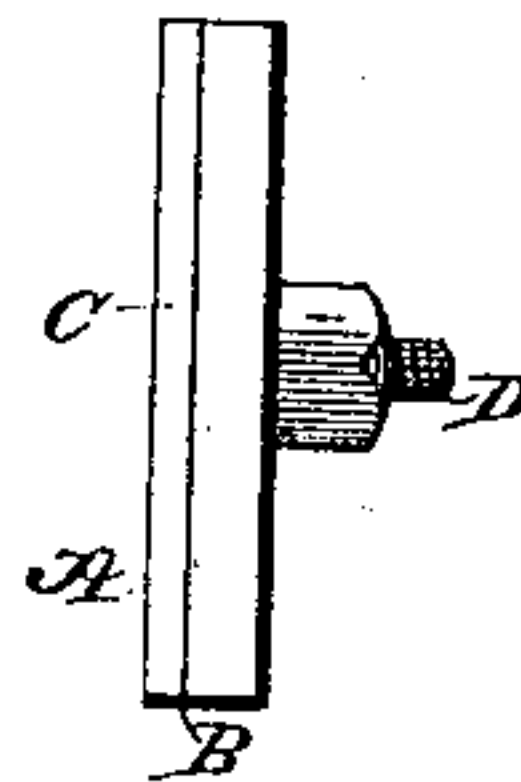
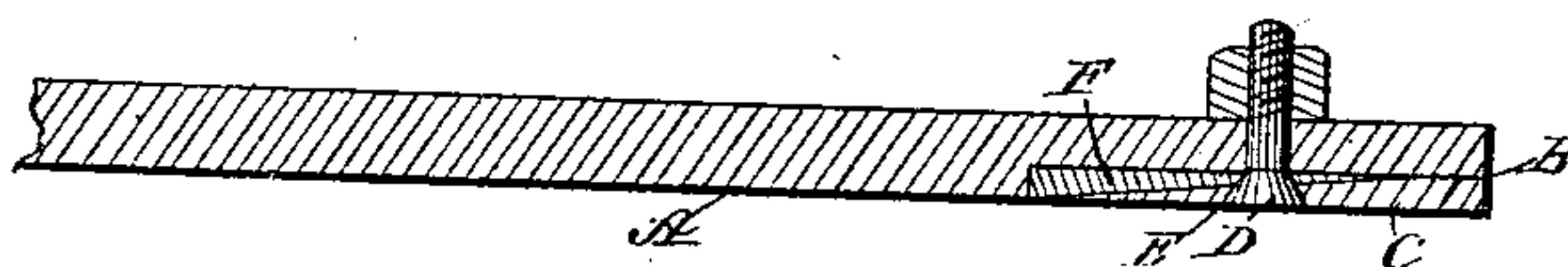


Fig. 3.



WITNESSES
H. L. Curand
Edward Stanton

John A. Johnson,
INVENTOR
By Louis Bagger & Co.
Attorney S.

UNITED STATES PATENT OFFICE.

JOHN A. JOHNSON, OF MADISON, WISCONSIN.

PLOW.

SPECIFICATION forming part of Letters Patent No. 346,288, dated July 27, 1886.

Application filed May 5, 1886. Serial No. 201,199. (No model.)

To all whom it may concern:

Be it known that I, JOHN A. JOHNSON, of Madison, in the county of Dane and State of Wisconsin, have invented certain new and useful Improvements in Plows; and I do hereby declare that the following is a full, clear, and exact description of the invention, which will enable others skilled in the art to which it appertains to make and use the same, reference being had to the accompanying drawings, which form a part of this specification, and in which—

Figure 1 is a side view of a plow provided with my improved wear-plate, seen from the landside. Fig. 2 is a side view of the landside, showing the wear-plate worn at one corner, and turned so as to bring another corner of the plate to the heel of the landside. Fig. 3 is a horizontal sectional view of the landside and wear-plate, showing the wear-plate worn toward one edge and reversed, with a washer interposed between the landside and the plate; and Fig. 4 is a rear view of the landside and wear-plate.

Similar letters of reference indicate corresponding parts in all the figures.

My invention has relation to plows; and it consists in the improved construction and combination of parts of a wear-plate secured at the rear end of the landside in a recessed portion of the same, for the purpose of supplying a reversible plate, which may be turned and reversed as it is worn, bringing a perfect and even corner and surface at the heel of the plow as the corner and side of the plate become worn, as hereinafter more fully described and claimed.

The heel and rear end of the landside is subjected to more wear in a plow than any other portion of the plow-body, and when the heel is worn rounded and the rear end of the landside is worn beveled toward the rear the plow will be liable to rise at the point when drawn through the soil, and to wobble in the furrow; and for the purpose of preventing this, and for the purpose of providing a landside in which the corner and the rear end may be renewed and corrected, when worn, I construct the rear end of the landside with a recess, within which I secure a square wear-plate, secured upon a bolt passing through a countersunk perforation, so that when one corner of

this plate is worn the plate may be turned upon the bolt and another corner brought to be exposed at the heel, and so that when the rear edge of the plate becomes worn thin another edge may be placed toward the rear, and a wedge-shaped washer be interposed, which will adjust the plate flush with the landside, as I shall now proceed to describe.

In the accompanying drawings, the letter A indicates the landside of the plow, the rear end of which is formed with a recess, B, which is preferably square, and which extends the entire width of the landside, from the upper to the lower edge. A plate, C, rectangular in shape, is secured in this recess upon a bolt, D, passing through a countersunk perforation, E, in the center of the plate and into the landside, and this wear-plate may be turned to bring either of its corners at the lower rear corner of the recess in the landside, so that if one corner is worn the bolt may be loosened and the plate turned to bring another corner down in place of the worn corner, forming the heel of the plow.

When the wear-plate becomes worn toward one edge, the bolt may be removed and the plate with it, and the worn edge may thereupon be turned to another side of the recess, and a tapering or wedge-shaped washer, F, may be inserted between the plate and the bottom of the recess, which washer will bring the plate to rest flush with the remainder of the landside, when the plate is secured by the bolt. In this manner it will be seen that the plate may be turned upon the bolt until the four corners are worn, and that it may be turned until the four edges are worn sharp, and reversed until the other side is worn, the shape of the interposed washers or packing depending upon the number of edges worn; and the plow may thus always have a square heel and a perfectly-straight landside, insuring easy and even travel of the plow and a furrow of even depth.

Having thus described my invention, I claim and desire to secure by Letters Patent of the United States—

1. A wear-plate for the heel end of the landside of a plow, consisting of a plate square in shape, and having a central bolt-hole countersunk on one or both sides, as and for the purpose shown and set forth.

2. In a plow, the combination, with a land-
side having a rectangular recess in its heel end,
extending from the upper edge to the lower
ends, of a square wear-plate fitting in the re-
cess, and having a central countersunk perfora-
tion, and a nutted bolt passing through the
perforation in the wear-plate, and through the
recessed end of the landside, as and for the
purpose shown and set forth.
3. In a plow, the combination, with the
landside having a square recess in its rear
end, extending from the upper to the lower
edge, and having a central bolt-hole, of a re-
versible wear-plate square in shape, and hav-
ing a central countersunk perforation, wash-

ers or packing interposed between the plate
and the bottom of the recess, and a nutted
bolt passing through the perforation in the
wear-plate, and through the washers and into
the perforation of the recessed end of the land-
side, as and for the purpose shown and set
forth.

In testimony that I claim the foregoing as
my own I have hereunto affixed my signature
in presence of two witnesses.

JOHN A. JOHNSON.

Witnesses:

S. HIGHAM,

A. E. PROUDFIT.