

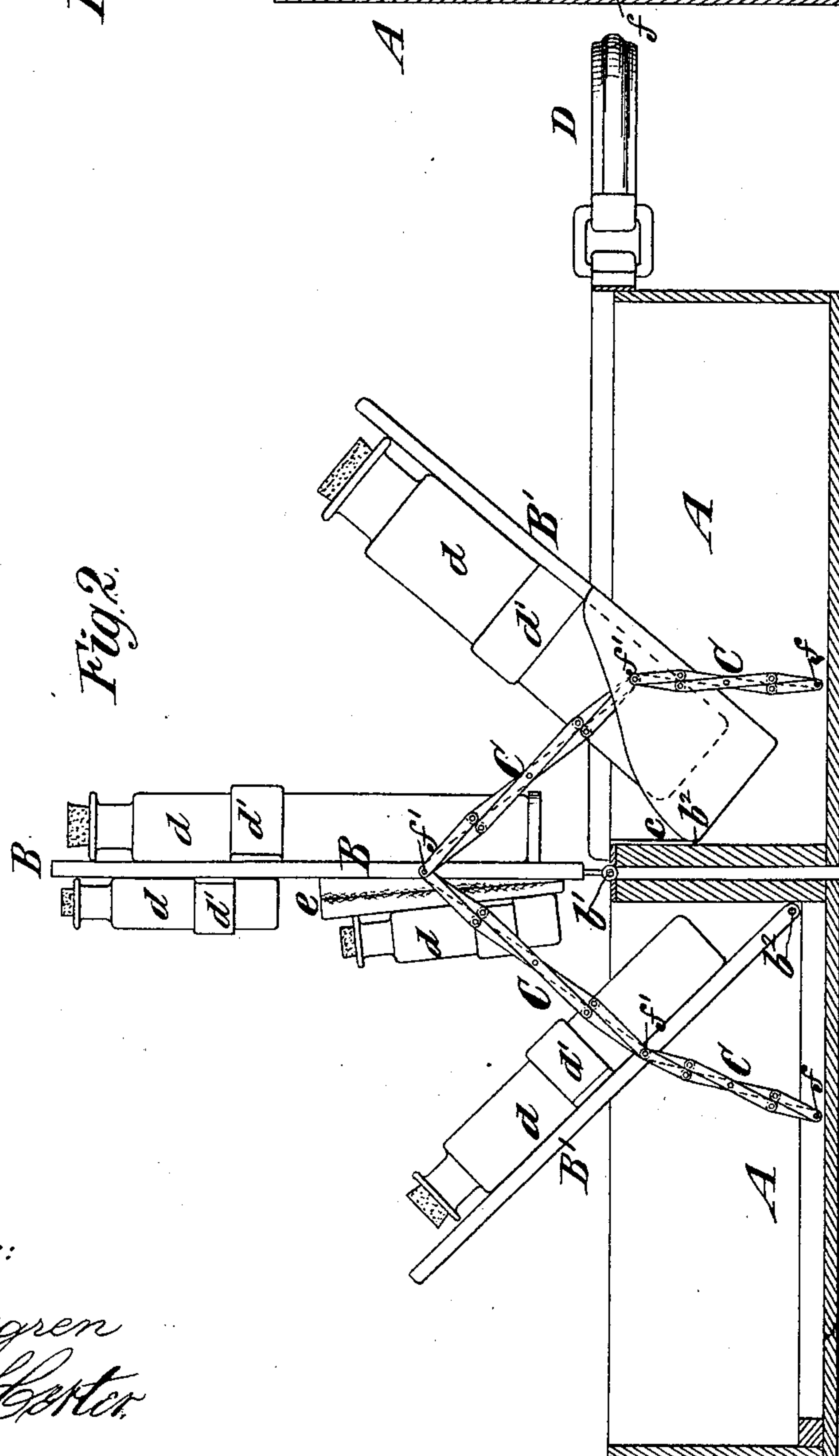
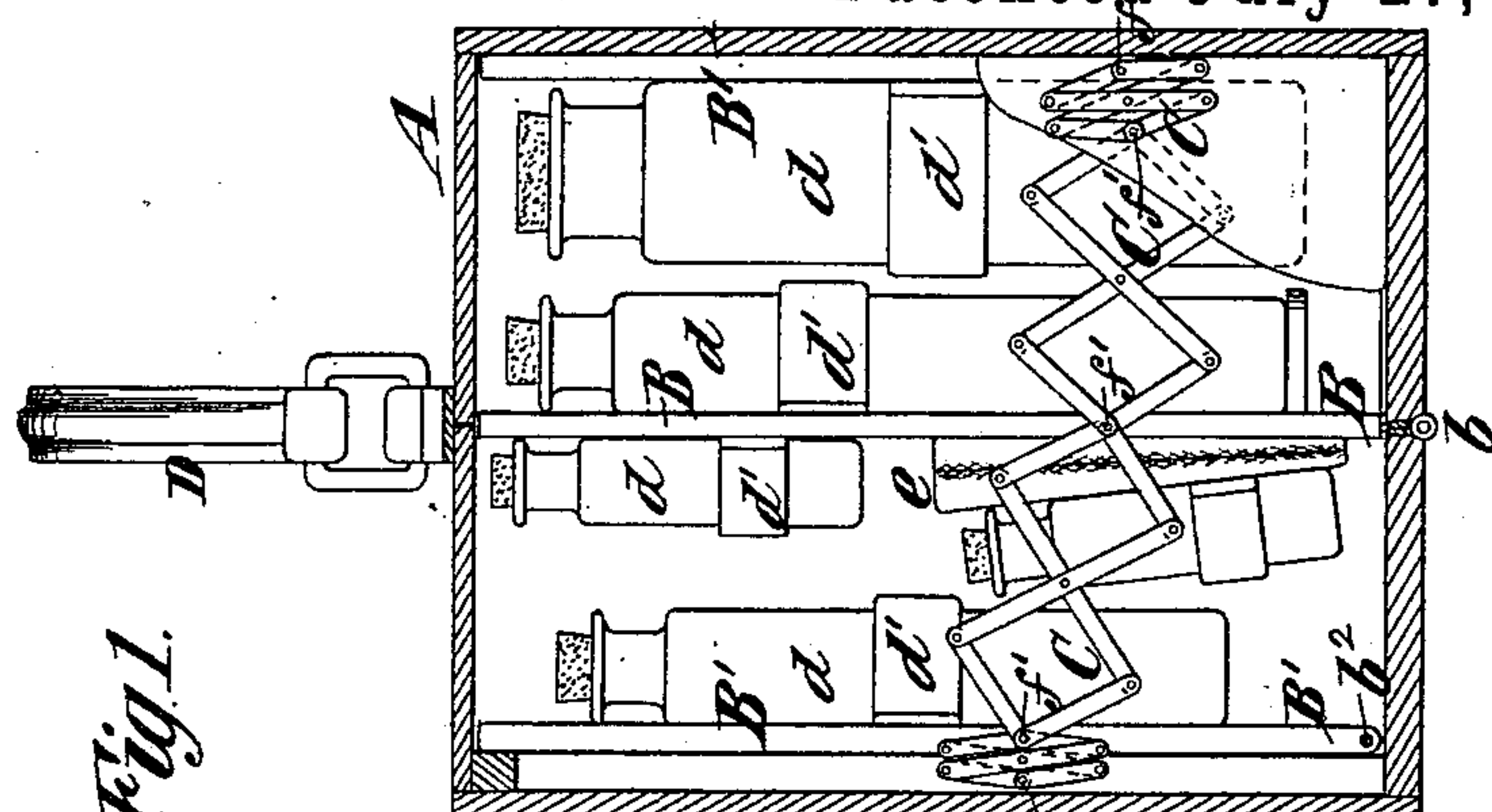
(No Model.)

2 Sheets—Sheet 1.

H. FREDERICKS.  
VIAL AND SAMPLE CASE.

No. 346,276.

Patented July 27, 1886.



Witnesses:

*O. Sundgren*  
*Ernst Hester*

*Inventor:*  
*Herman Fredericks*  
*by his atty*  
*Thomson Hall*

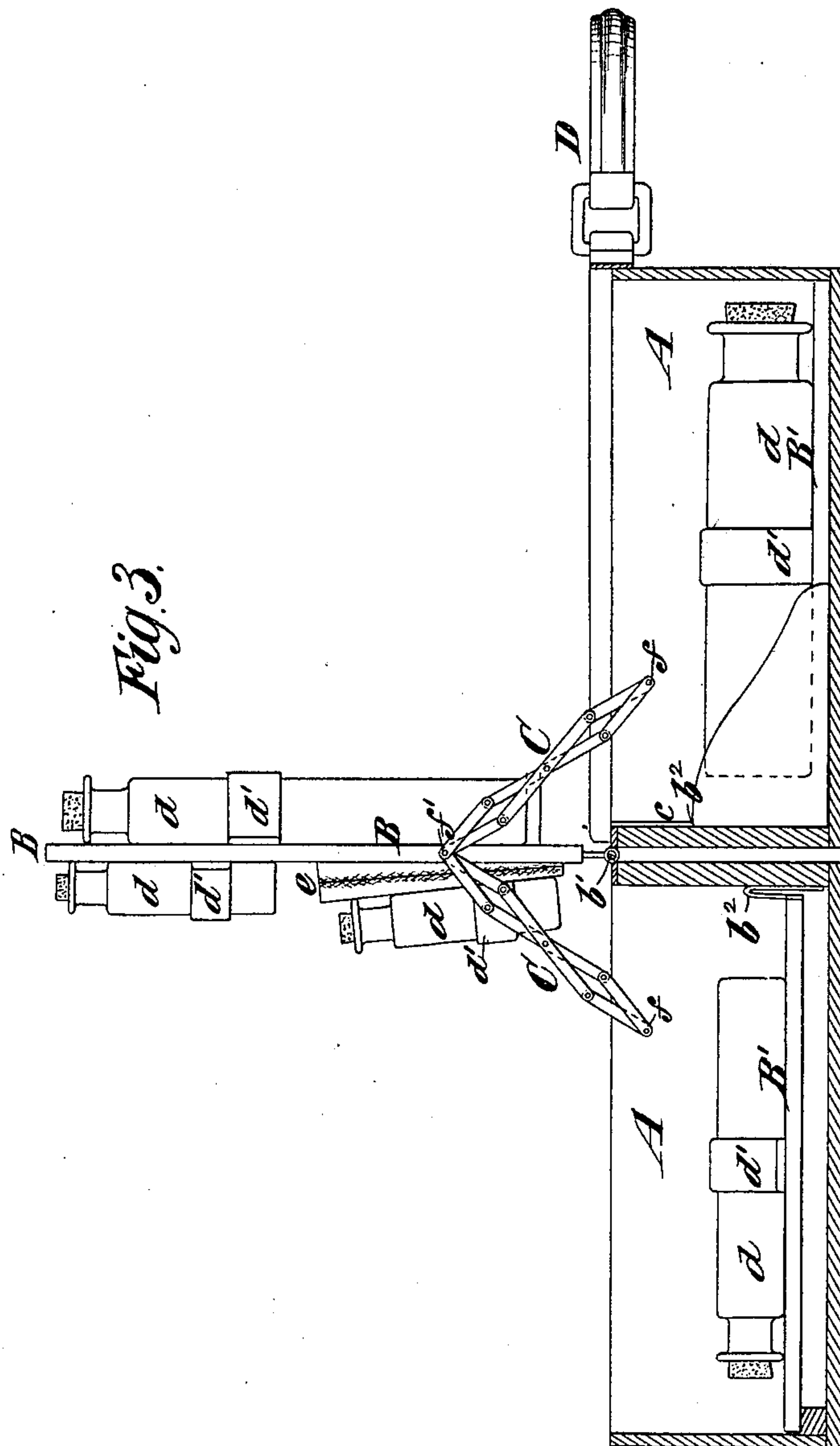
(No Model.)

2 Sheets—Sheet 2.

H. FREDERICKS.  
VIAL AND SAMPLE CASE.

No. 346,276.

Patented July 27, 1886.



Witnesses:

*O. Sundgren*  
*Emil H. Porter*

Inventor:

*Herman Fredericks*  
*by his attys*  
*Brown & Hall*



# UNITED STATES PATENT OFFICE.

HERMAN FREDERICKS, OF JERSEY CITY, NEW JERSEY.

## VIAL AND SAMPLE CASE.

SPECIFICATION forming part of Letters Patent No. 346,276, dated July 27, 1886.

Application filed May 15, 1886. Serial No. 202,230. (No model.)

*To all whom it may concern:*

Be it known that I, HERMAN FREDERICKS, of Jersey City, in the county of Hudson and State of New Jersey, have invented a new and  
5 useful Improvement in Vial and Sample Cases, of which the following is a specification.

Although my invention is more particularly intended for physicians' medicine-cases for holding a variety of medicines in different-  
10 sized bottles or vials, the invention is equally applicable to cases for traveling salesmen and others for holding samples of liquors or other articles of merchandise.

The invention relates to boxes or cases  
15 which are composed of two sections hinged together, so as to swing away from each other in opening, and which are provided with hinged leaves or boards for holding bottles or samples; and the object of the invention is to  
20 provide means which, when the box or case is opened upon a table or other flat surface, will automatically support the leaf or leaves of the case in elevated positions, so that ready access may be had to the bottles or samples which  
25 are carried upon the leaf or leaves.

The invention consists, essentially, in the combination, with a case composed of two sections hinged together, of a leaf or leaves for holding bottles or samples, and which are  
30 hinged within the case parallel with the hinges of the case, and extensible connections between the leaf or leaves and the sections of the case, whereby when the case is opened the leaf or leaves will be automatically ad-  
35 justed to and supported in elevated position, to afford ready access to the bottles or samples which are upon the leaf or leaves. These ad-justable connections may advantageously consist of a system of lazy-tong levers, and the  
40 invention will be hereinafter more fully described, and pointed out in the claims.

In the accompanying drawings, Figure 1 represents a vertical section of a box or case containing three hinged leaves connected with  
45 each other and with the box or case according to my invention, showing the same in the positions which they occupy when the box or case is closed. Fig. 2 is a section similar to Fig. 1, but showing the box or case open; and  
50 Fig. 3 is a section similar to Fig. 2 of a box or case in which a single leaf only is connected

with the sections of the case according to my invention.

Similar letters of reference designate corresponding parts in the several figures.

Referring first to Figs. 1 and 2, A A designate  
55 the two sections of the box or case, which are hinged together at *b*, so that they may be closed, as shown in Fig. 1, or opened out upon a table or other flat surface, as shown in Fig. 2. 60  
Within this case I have represented a single leaf, B, which is hinged at *b'*, parallel or in line with the hinges *b*, connecting the sections A A of the case; and I have also represented two other leaves, B', which are hinged at *b''*, 65  
parallel with the hinge *b*, connecting the sections of the case.

The leaf B', which is at the right hand of Fig. 2, I have represented as joined to the section of the case by flexible material *c*—such  
70 as leather—which may form the pocket or end portion of the leaf B', and which also constitutes a hinge to enable the leaf to be swung relatively to the section A of the case in which it is arranged. 75

I use the term "leaf" or "leaves" as applied to the parts B and B', because such parts are arranged in the case similarly to the leaves of a book; but these leaves may be made of  
80 stiff paper-board, wood, metal, or any other suitable material, and they may be hinged in the case in any suitable manner, provided their hinges are approximately parallel with the hinges which connect the sections A of the case. These leaves B B' are provided with  
85 suitable means for holding bottles *d* of different sizes, to contain different medicines or samples, or with other means for holding other samples of goods. Where the leaves are to  
90 hold bottles they may be provided with bands or sheaths *d'*, which may be formed of leather, india-rubber, or any other suitable material, and into which the bottles or vials are slipped. One or more of the leaves may likewise be  
95 provided with a pocket, *e*, for holding prescription-papers or papers for powders, in case the invention be embodied in a physician's medicine-case.

From the above description it will be understood that when the case A A is opened, 100  
as shown in Fig. 2, the selection of any particular bottle and its withdrawal from the leaf



will be greatly facilitated if the leaves are automatically adjusted to and supported in the position shown in Fig. 2 by the very act of opening the case. This result I secure by providing extensible connections between the several leaves B B', and also between the leaves B' and the sections A of the case; and a durable and desirable extensible connection may consist of lazy-tong levers C, which are formed of thin metal strips connected at *f* with the sections A of the case, and at the points *f'* with the several leaves B B'. Such a system of extensible connections may be provided at one or each end of the leaves B B'. When the case is closed, as shown in Fig. 1, the connections C adjust themselves automatically to the positions shown in Fig. 1, and when the case is opened, as shown in Fig. 2, the connections C likewise adjust themselves to the position there shown, and sustain the leaf B in vertical position and the leaves B' in inclined positions, so that the bottles or samples carried upon all the leaves can be very readily reached and the desired one or more of them selected and removed.

The case A A may have a handle or strap, D, whereby it may be carried in the hand, and it may be provided with any suitable catch or lock.

The example of my invention shown in Fig. 3 differs from that above described in that the middle leaf, B, only, which is hinged at *b'*, and extending upward from the meeting edges of the sections A, is sustained by the extensible connections C. In this figure the extensible connections C also consist of lazy-tong levers attached at fixed points *f* to the sections A of the case, and at the point *f'* to the leaf B. This case also has the leaves B', which are hinged, one in each of the sections A; but these leaves B', as here shown, are not connected with the leaf B, and may, one or other of them, be separately lifted into an inclined position when it is desired to select a bottle or sample from them.

From the above description it will be understood that my invention adds but very little to the cost of the case, and it provides for adjusting the leaves automatically to and holding them in vertical or properly-inclined positions, to afford access to the bottles or samples supported by them when the case is opened.

Where my invention is to be embodied in

cases for holding medicines or other fluids in bottles I prefer to employ the construction of the case shown in Figs. 1 and 2, because in that case the leaves B' and the bottles or vials carried by them never assume horizontal positions, and hence there is but little chance of the contents of the bottles leaking from them or being spilled. When the case is closed, all the bottles or vials are in a vertical position, as shown in Fig. 1, and in the opening of the case the leaves B' do not swing down lower than is shown in Fig. 2; and even if the bottles were full there would be no leakage from them when tilted at the angle shown.

What I claim as my invention, and desire to secure by Letters Patent, is—

1. The combination, with a case composed of two sections hinged together at the back so as to open away from each other, of a leaf or leaves for holding bottles or samples, and which are hinged within the case parallel with the hinges of the case, and extensible connections between the leaf or leaves and the sections of the case, whereby when the case is opened the leaf or leaves will be supported in elevated position, to afford ready access to the bottles or samples, substantially as herein described.

2. The combination, with a case composed of sections hinged together, of a leaf hinged at the meeting and hinged edges of the sections, and other leaves hinged within the sections, said leaves having provision for holding bottles or samples on one or both sides, and extensible connections between the leaves and case-sections, whereby the leaves will be supported in elevated positions when the case is opened, substantially as herein described.

3. The combination, with a case composed of sections hinged together, of a leaf or leaves for holding bottles or samples, and which are hinged to the case-sections, and extensible connections consisting of lazy-tong levers extending between the leaf or leaves and the sections of the case, whereby when the case is opened said leaf or leaves will be supported in elevated position, to afford ready access to the bottles or samples, substantially as herein described.

HERMAN FREDERICKS.

Witnesses:

C. HALL,  
FREDK. HAYNES.