

(No Model.)

C. C. COOK.

CIGAR.

No. 346,025.

Patented July 20, 1886.

Fig. 1.

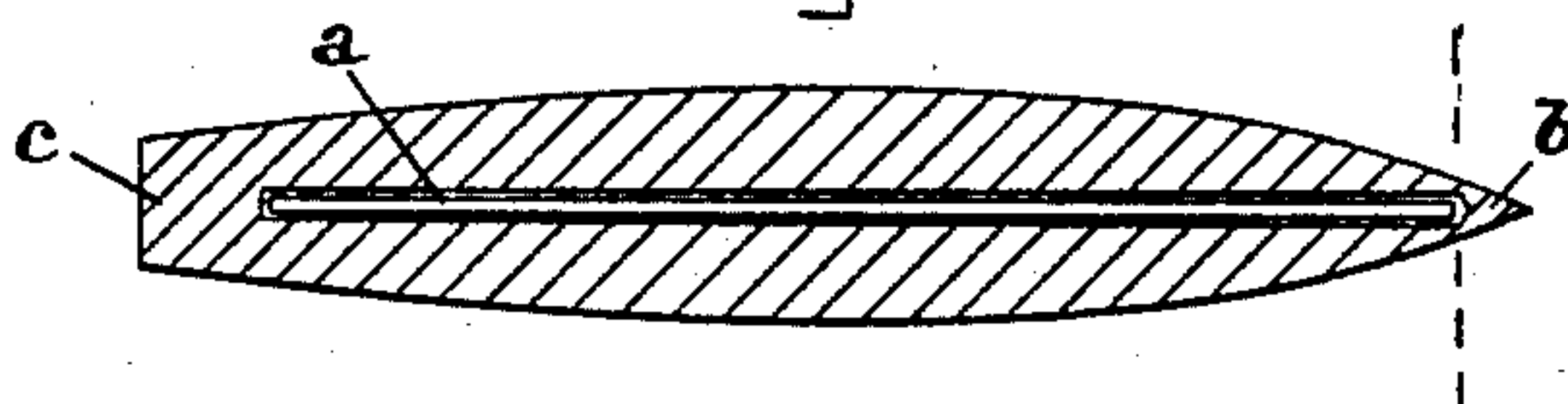


Fig. 2.

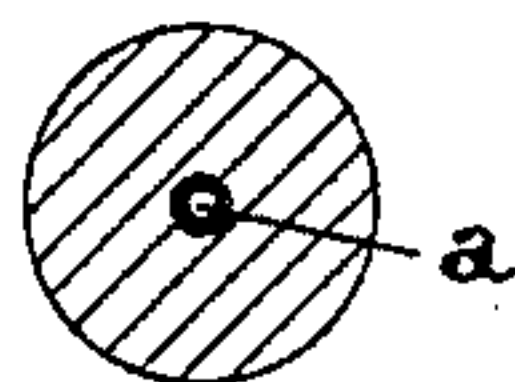


Fig. 3.


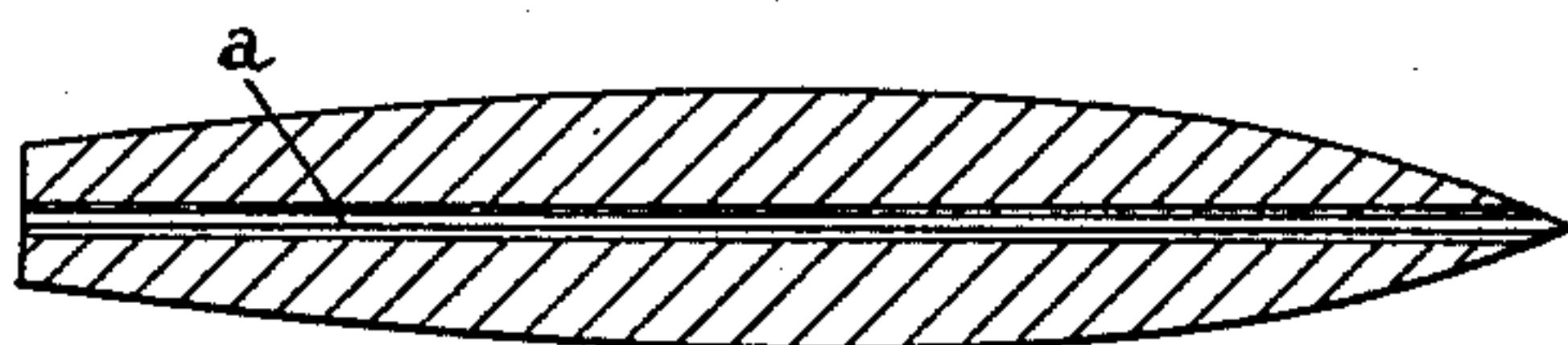


Fig. 4.



Witnesses:

John E. Morris.

A. C. Eader

Inventor:

Chas C. Cook

By Chas B. Mann

Attorney

UNITED STATES PATENT OFFICE.

CHARLES C. COOK, OF BALTIMORE, MARYLAND.

CIGAR.

SPECIFICATION forming part of Letters Patent No. 346,025, dated July 20, 1886.

Application filed September 9, 1885. Serial No. 176,559. (No model.)

To all whom it may concern:

Be it known that I, CHARLES C. COOK, a citizen of the United States, residing at Baltimore, in the State of Maryland, have invented
5 certain new and useful Improvements in Cigars, of which the following is a specification.

My invention relates to certain improvements in cigars which constitute the subject
10 of claims appearing next after the following description.

Figure 1 is a longitudinal vertical section of a cigar having my improvements. Fig. 2 is a cross-section of same. Fig. 3 is a side
15 view of a cigar with its tip cut off as when ready for smoking, and for the purpose of clear illustration broken off at the fire end and showing the combustible draft-tube projecting therefrom. Fig. 4 is a sectional view of a
20 cigar, showing a draft-tube of combustible material extending through the cigar and open at both ends.

In making a cigar containing the combustible tube *a*, it is first necessary to prepare the
25 tubes. These may be made of any suitable material—such as selected leaf-tobacco or suitable paper—by forming the said material on or around pins or wires of proper size and applying a suitable gum or mucilage to retain
30 the tube in shape, then drying them and withdrawing them from the wires. When the tubes have been prepared, one of them is taken with a “bunch” of tobacco, and the tube is centered in the bunch as nearly as possible,
35 and the cigar then made in the usual way.

In order to admit of the tip end of the cigar being readily finished in the usual way the tube *a* (see Fig. 1) is placed in the bunch, so
40 that one end will stop short of the tip to allow of the formation just beyond said tube end of

so much of the tip *b* of the cigar as will be cut off when the cigar is lighted. The tip may thus be finished in the usual way. The point where the tip part *b* should be cut off is designated in Fig. 1 by a broken line, and in Fig. 45 3 this part is shown removed. This feature of stopping the tube *a* short of the tip end is thus productive of a useful result. Another useful result is produced by stopping one end of the tube short of the fire end, as shown in Fig. 1, 50 and finishing the said fire end *c* beyond the end of the tube, as usual. By this construction the advantages of a draft-tube are obtained without the said tube being open at the fire end, and when the cigar is lighted from 55 a match the sulphurous fumes of the match will not be drawn through the tube.

Some of the advantages of a draft-tube centered in a cigar may be stated as follows: The cigar will draw easy, the draft being through 60 the center the cigar will burn evenly and regularly, and as the smoke is drawn through a prepared straight tube instead of being filtered through the tobacco composing the cigar, it follows that the latter part of the cigar-smoke 65 will be as fresh and have as good taste as the first part.

Having described my invention, I claim—

1. A cigar having lengthwise of its body a draft-tube of combustible material, as set forth. 70

2. A cigar having lengthwise of its body a draft-tube made of combustible material, the cigar ends being formed and finished as usual, as set forth.

In testimony whereof I affix my signature in 75 presence of two witnesses.

CHARLES C. COOK.

Witnesses:

JNO. T. MADDUX,

JOHN E. MORRIS.