

(No Model.)

J. F. PUDOR.

PROTECTOR OR GUARD FOR BOOTS OR SHOES.

No. 345,728.

Patented July 20, 1886.

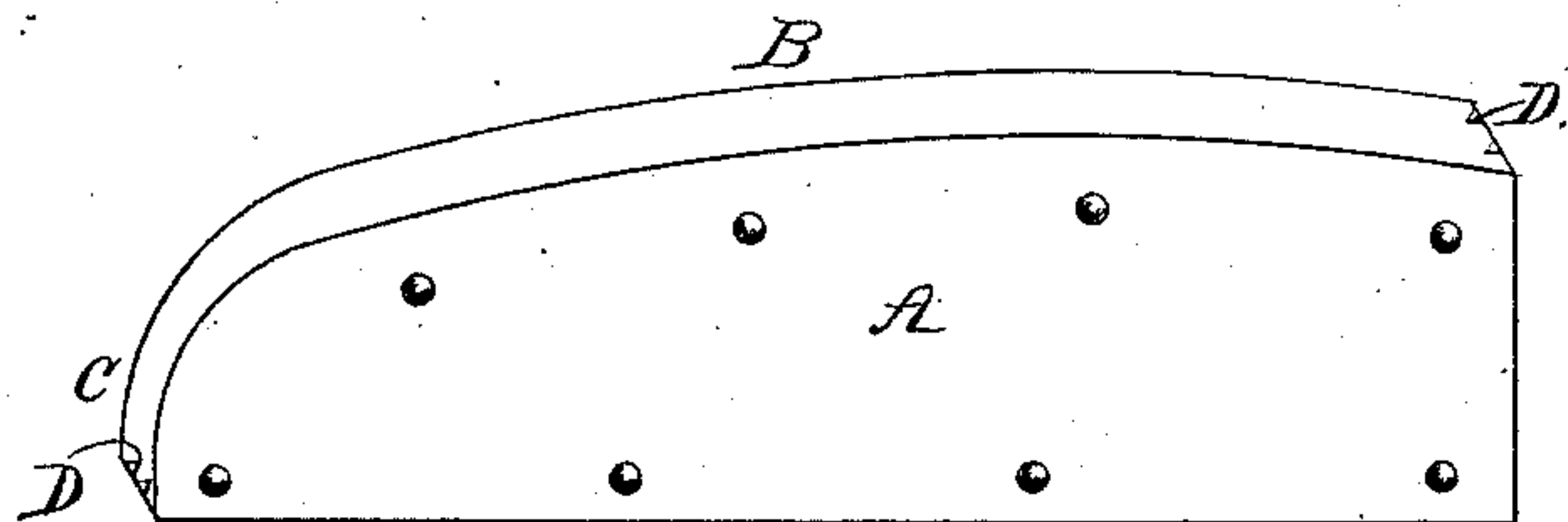


Fig. 1.

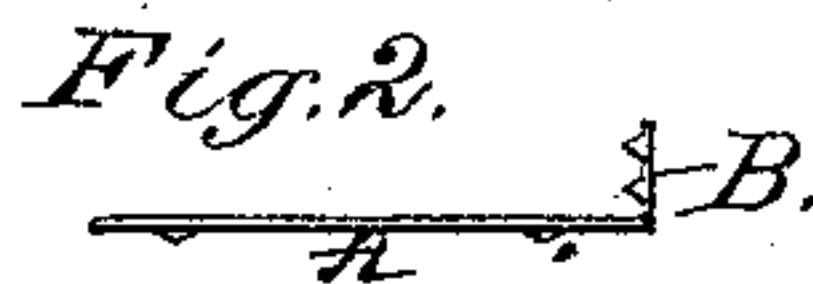


Fig. 3.

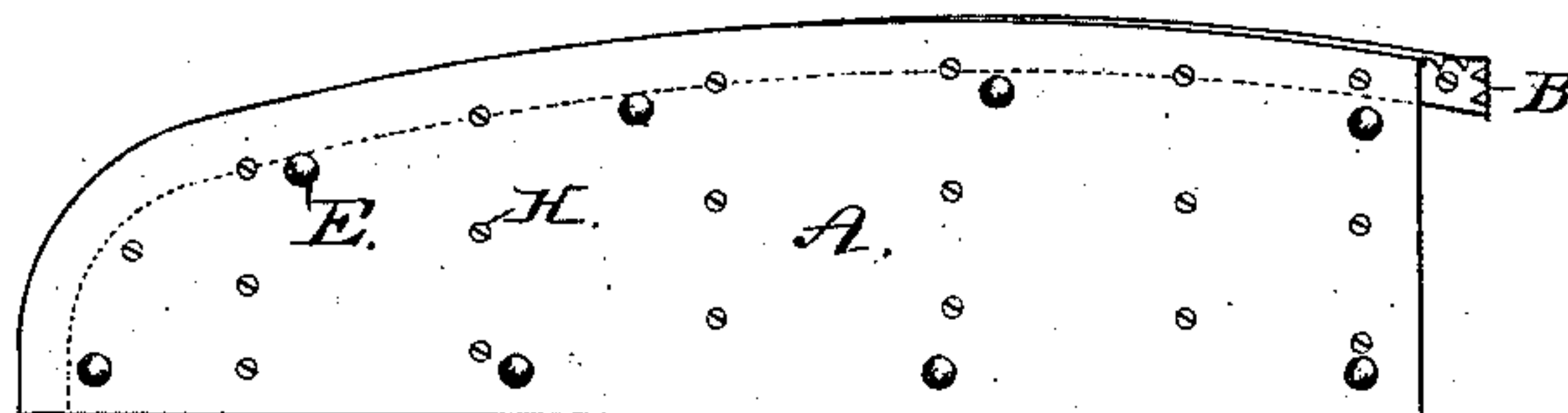


Fig. 5.

WITNESSES

R. W. Bishop.
C. H. Lamsue

INVENTOR

J. Ferdinand Pudor

H. E. Eunis Attorney

UNITED STATES PATENT OFFICE.

J. FERDINAND PUDOR, OF WINONA, MINNESOTA, ASSIGNOR OF ONE-HALF
TO GEORGE J. HAMILTON, OF SAME PLACE.

PROTECTOR OR GUARD FOR BOOTS OR SHOES.

SPECIFICATION forming part of Letters Patent No. 345,728, dated July 20, 1886.

Application filed April 28, 1886. Serial No. 200,490. (No model.)

To all whom it may concern:

Be it known that I, J. FERDINAND PUDOR, a citizen of the United States, residing at Winona, in the county of Winona and State of Minnesota, have invented certain new and useful Improvements in Foot Guards and Protectors; and I do declare the following to be a full, clear, and exact description of the invention, such as will enable others skilled in the art to which it appertains to make and use the same, reference being had to the accompanying drawings, and to the letters and figures of reference marked thereon, which form a part of this specification.

This invention has for its objects to provide an improved foot guard or protector for railroad employes, especially the brakemen, which will protect the shoe from wear and enable the employe to do more effective work and in a more convenient manner, as more fully herein-after specified. These objects I attain by the means illustrated in the accompanying drawings, in which—

Figure 1 represents a plan view showing my improved foot guard or protector; Fig. 2, a sectional view of the same; Fig. 3, a plan view of a modification of my invention; Fig. 4, a sectional view of the same, and Fig. 5 a bottom view of the guard or protector.

The letter A indicates a sheet of metal, preferably of spring-steel, formed to correspond to the contour of the sole of the boot or shoe at one side. The edge of said plate is turned up or flanged at B, so as to set against the edge of the sole of the boot or shoe and prevent it from being thrown out of shape when it comes in contact with the dog of a car-brake, or in contact with any other part of the car or other railway conveyance. The front and rear ends of the plate are also turned up or flanged

at C, and are provided with spikes or spurs D, which are adapted to set into the sole of the boot or shoe and secure the plate thereto. The bottom of the plate is provided with spikes or spurs E, which are intended to give a sure footing to the wearer in passing from train to train or in jumping to the ground.

In the modification shown in Figs. 3 and 4 the plate has an overlapping flange, F, at its edge, which extends over the edge of the sole when the same projects sufficiently from the upper, so as to more fully protect the same. In this case the projecting flange is provided with spikes or spurs G, which take into the upper edge of the sole and assist in holding the guard or protector thereto.

Besides the fastening devices above mentioned, the plate may be perforated at suitable intervals, as indicated by the letter H, and secured to the sole by means of pegs, screws, or other similar fastening devices.

Having thus described my invention, what I claim, and desire to secure by Letters Patent, is—

A sole guard or protector for boots or shoes, consisting of a metallic plate provided with spurs or spikes on its under side, and having an upturned or flanged edge with a rim or flange to overset the edge of the sole, the upturned edge and oversetting rim being provided with spurs which engage the sole to retain the device in position, substantially as specified.

In testimony whereof I affix my signature in presence of two witnesses.

J. FERDINAND PUDOR.

Witnesses:

J. E. PRENTISS,

FRANK L. RANDALL.