

(No. Model.)

W. HAMILTON.

DEVICE FOR FASTENING COFFINS.

No. 345,685.

Patented July 20, 1886.

Fig. 1.

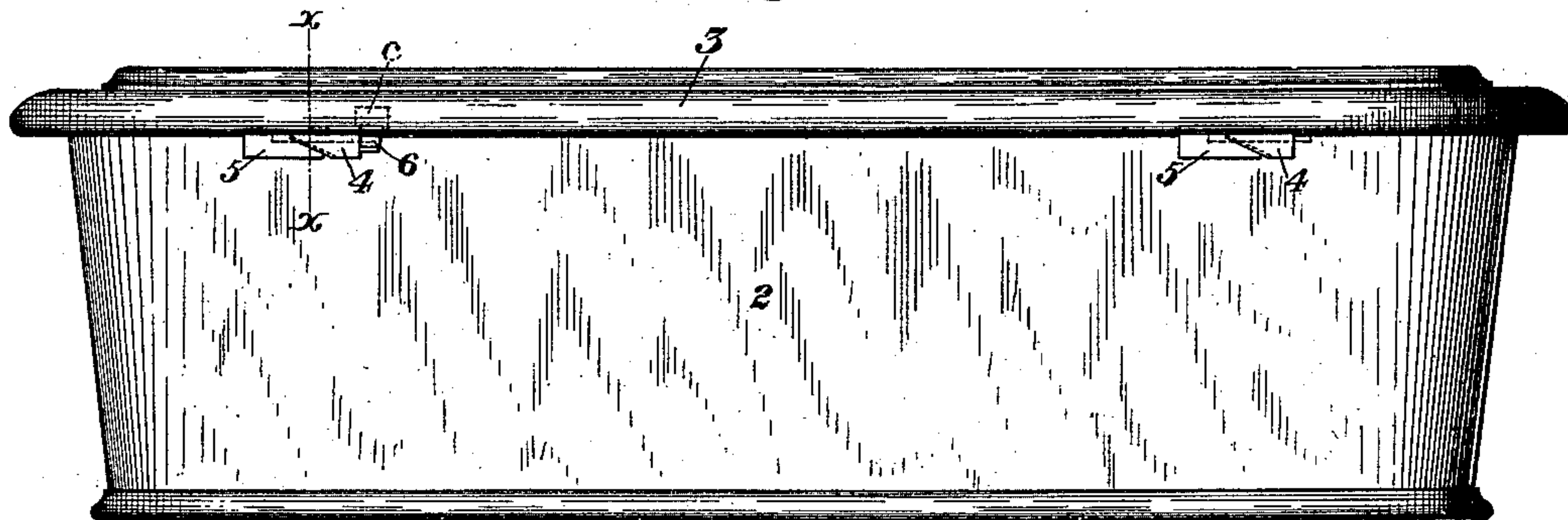


Fig. 2.

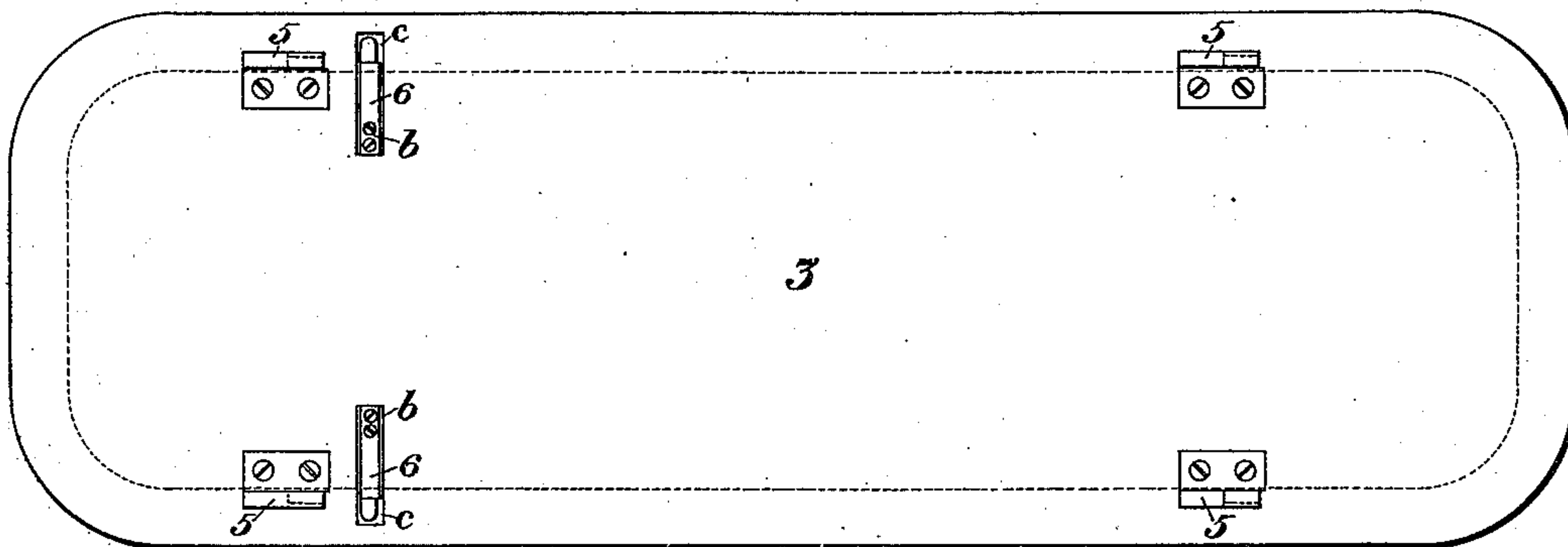


Fig. 3.

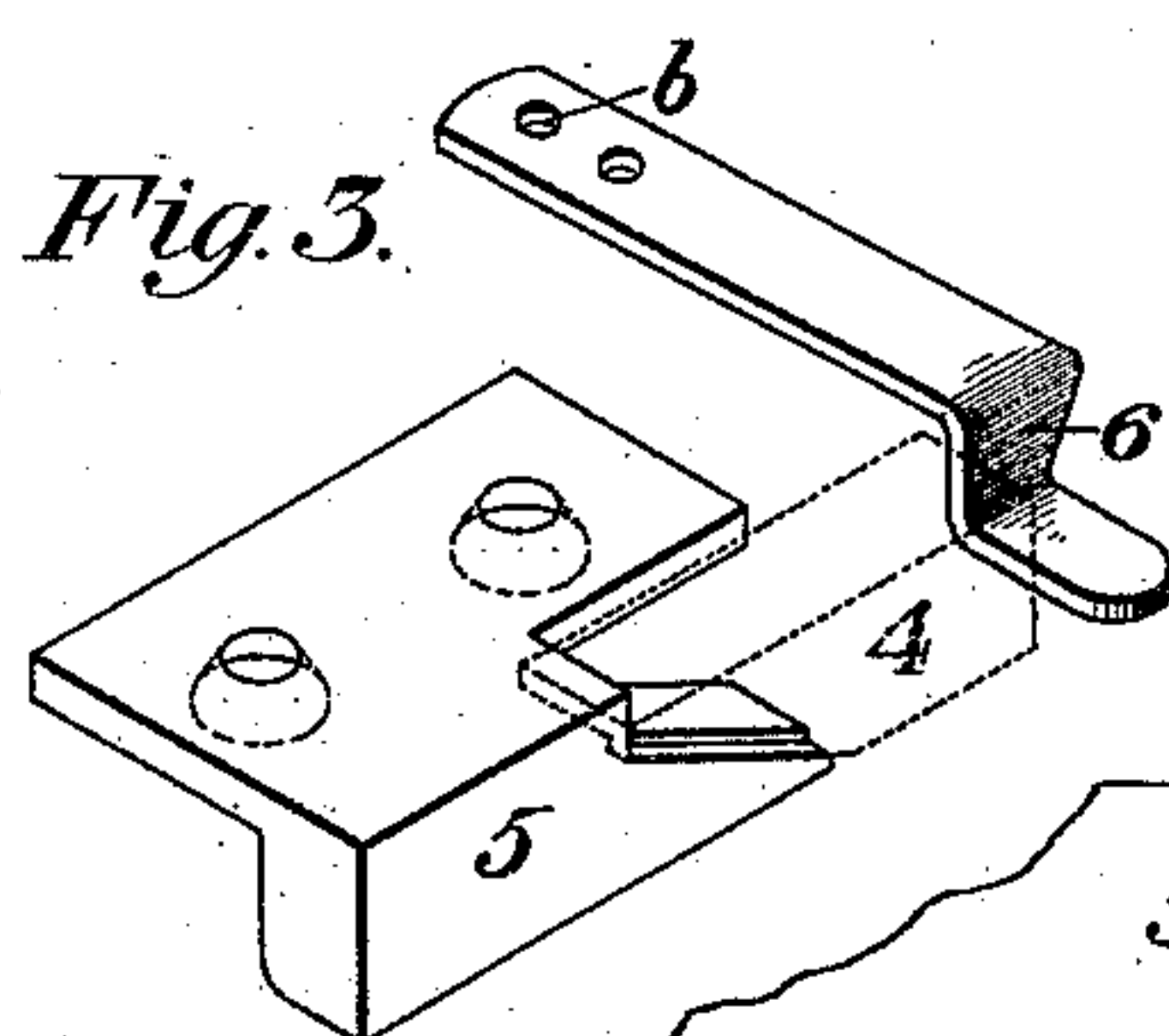


Fig. 4.

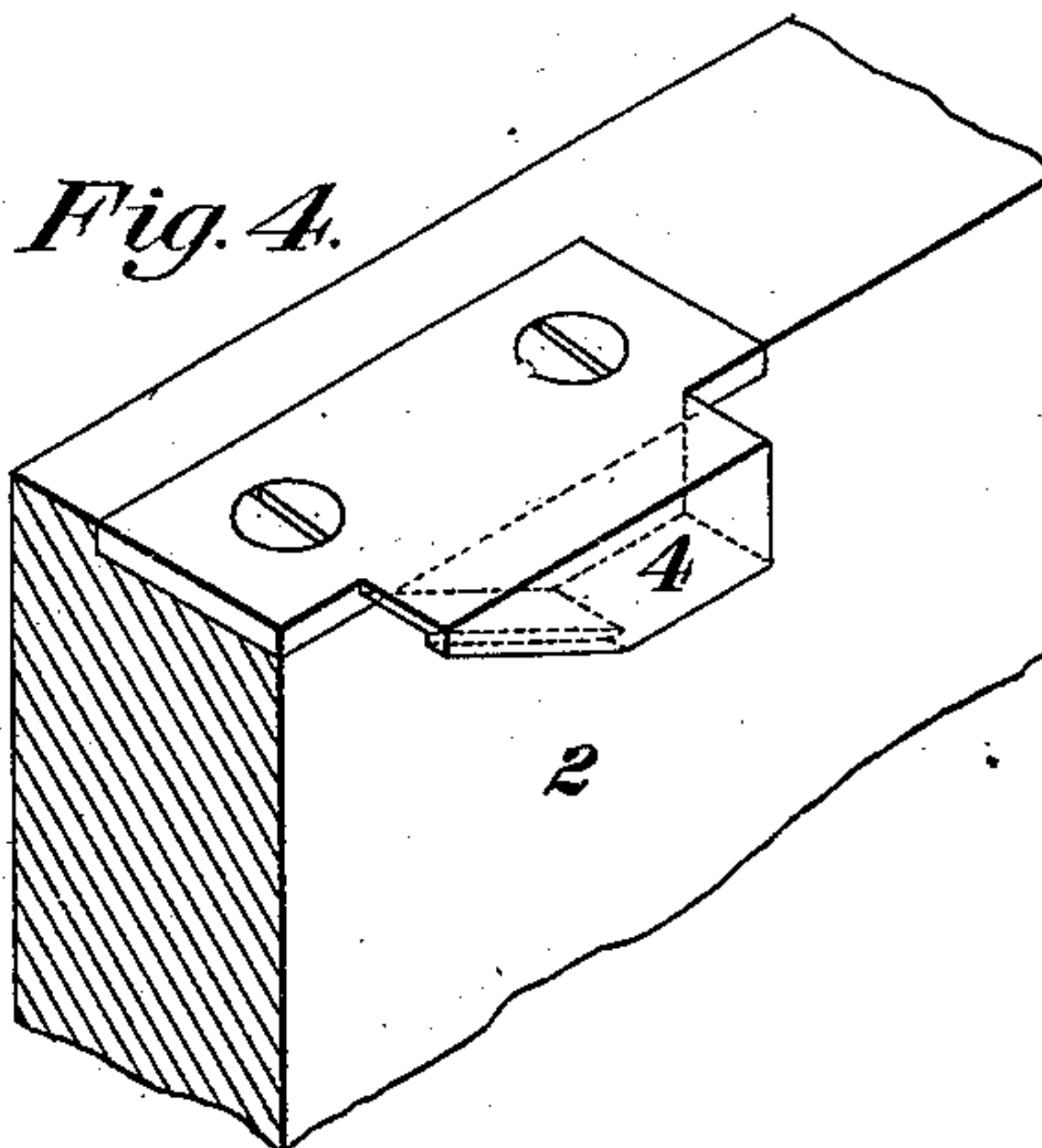
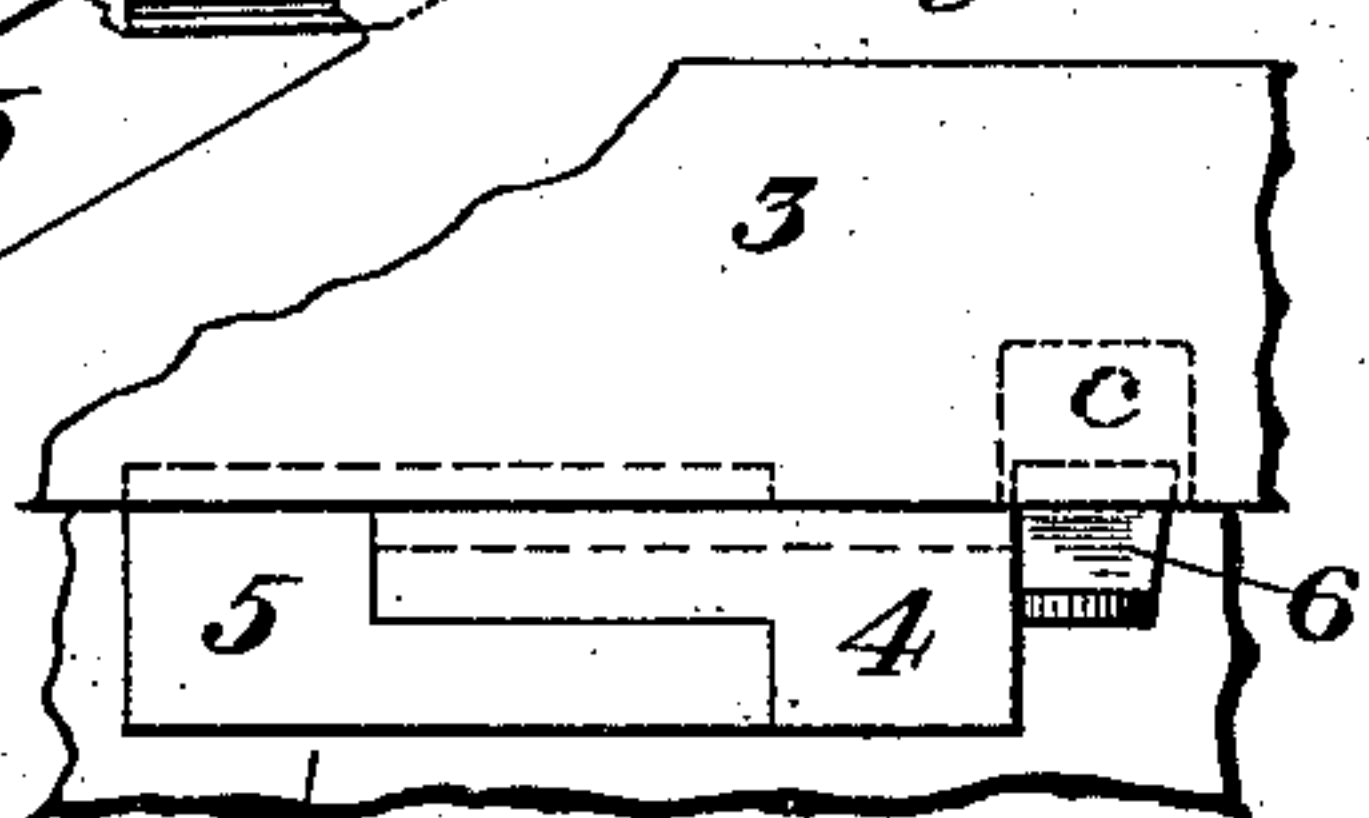


Fig. 6.



Witnesses.

N. B. Corwin
S. L. Gill

Inventor.

William Hamilton
by Baskwell & Kerr
his Attorneys

UNITED STATES PATENT OFFICE.

WILLIAM HAMILTON, OF ALLEGHENY CITY, PENNSYLVANIA.

DEVICE FOR FASTENING COFFINS.

SPECIFICATION forming part of Letters Patent No. 345,685, dated July 20, 1886.

Application filed May 27, 1886. Serial No. 203,414. (No model.)

To all whom it may concern:

Be it known that I, WILLIAM HAMILTON, of Allegheny City, in the county of Allegheny and State of Pennsylvania, have invented a new and useful Improvement in Fastening Devices for Coffins; and I do hereby declare the following to be a full, clear, and exact description thereof, reference being had to the accompanying drawings, forming part of this specification, in which—

Figure 1 is a side view of a coffin provided with my improved fastening device. Fig. 2 is a bottom plan view of the lid. Fig. 3 is a detached perspective view of the fastening device. Fig. 4 is a perspective view of that part of the fastening device which is on the side of the coffin. Fig. 5 is a vertical cross-section on the line *xx* of Fig. 1. Fig. 6 is a side detail view of a modified form of the catch. Figs. 3, 4, 5, and 6 are drawn on a larger scale than are Figs. 1 and 2.

Like symbols of reference indicate like parts in each.

In the drawings, 2 indicates the coffin-body, and 3 is the lid. Projecting from the sides of the coffin at the upper edges are lugs 4, whose rear ends are preferably beveled on the under side, as shown in Figs. 3 and 4. On the under side of the coffin-lid are lugs or catch-pieces 5, whose front ends are tapered, so that they are counterparts of and are adapted to engage with the inclined lugs 4. On the under side of the coffin-lid, a little in advance of one of the opposite pair of the lugs 5, are springs 6, which are screwed to the lid at points *b*, and project outward transversely of the length of the coffin-lid.

The operation is as follows: The lid is set upon the coffin so that the lugs 5 shall be back of the lugs 4, and the undertaker presses the projecting spring-catches 6 upward into recesses *c*, made for that purpose in the under side of the lid. The lid is then pushed forward until the inclined faces of the lugs engage each other, as shown in Figs. 1 and 3, and the

springs 6 being then released spring into place in front of the lugs 4. The lid is then securely locked in place, for the spring-catches prevent its being drawn back, while the lugs 4 and 5 prevent its being raised or pushed forward.

In the drawings I have shown but two of the springs 6; but, if desired, there may be four or more for each of the lugs on the lid.

This fastening device is sure and noiseless in its action, and is otherwise well adapted for coffins where the points to be desired are neatness of appearance and quiet and quick manipulation. The locking-lugs, being on the outside of the casket, are easily seen by the undertaker, and no time need be lost and no confusion need occur in adjusting and fastening the lid, since, when the lid is placed on the casket so that its lugs shall be on the outside of the casket and is pushed forward, the lugs will automatically adjust themselves.

If desired, the lugs 4 and 5 need not be beveled, but may be shaped as shown in Fig. 4, each being provided with a tongue adapted to interlock with the tongue of the other.

I claim—

1. As a fastening device for caskets, the combination, with the casket and its lid, of a lug 4, on the casket, and a lug 5, on the lid, arranged to interlock with each other, and a spring arranged to engage the end of one of said lugs, substantially as for the purpose described.

2. As a fastening device for caskets, the combination, with the casket and its lid, of lugs 4 situate on the opposite outer sides of the casket, and lugs 5 on the lid arranged to interlock with the casket-lugs by fitting against the under faces of the latter, substantially as and for the purposes described.

In testimony whereof I have hereunto set my hand this 25th day of May, A. D. 1886.

WILLIAM HAMILTON.

Witnesses:

W. B. CORWIN,

THOMAS W. BAKEWELL.