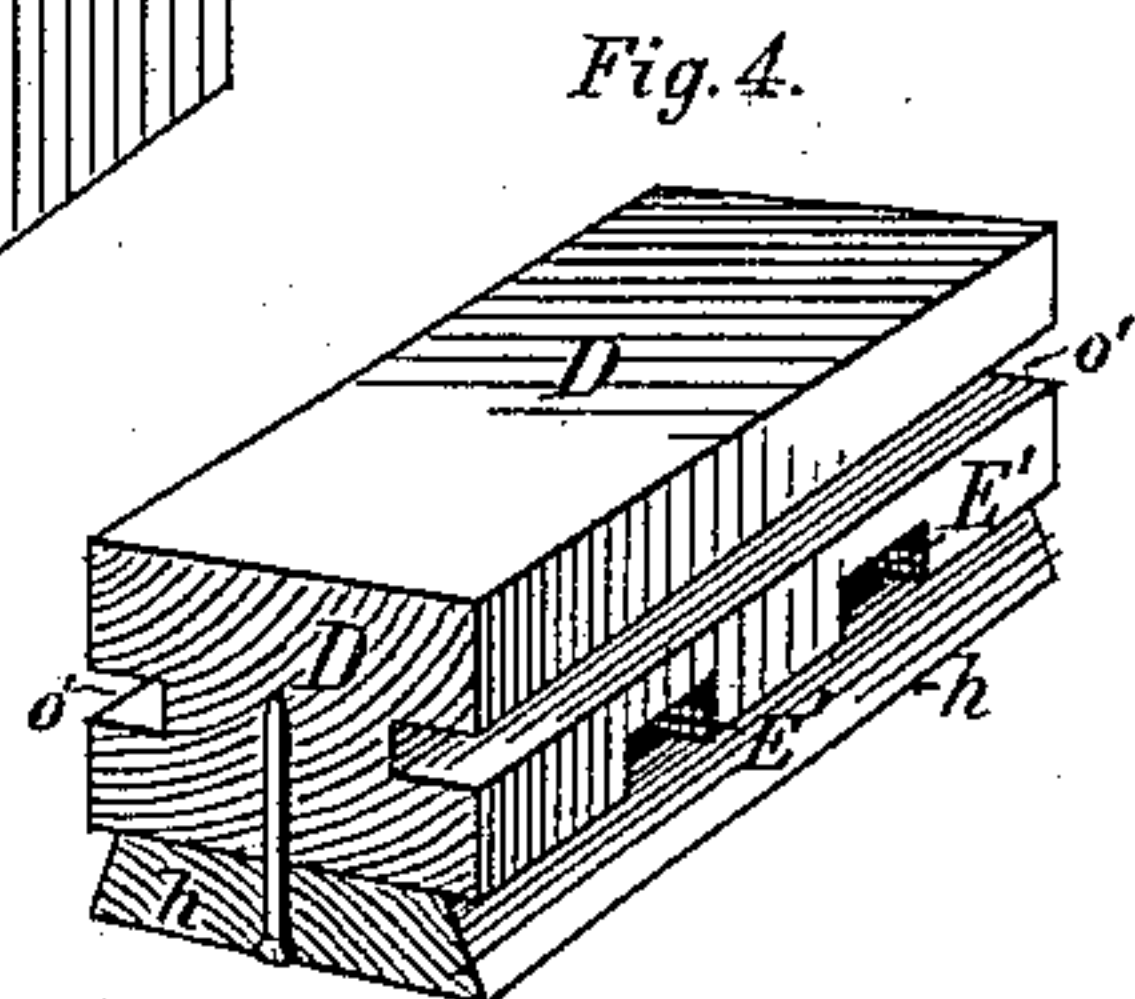
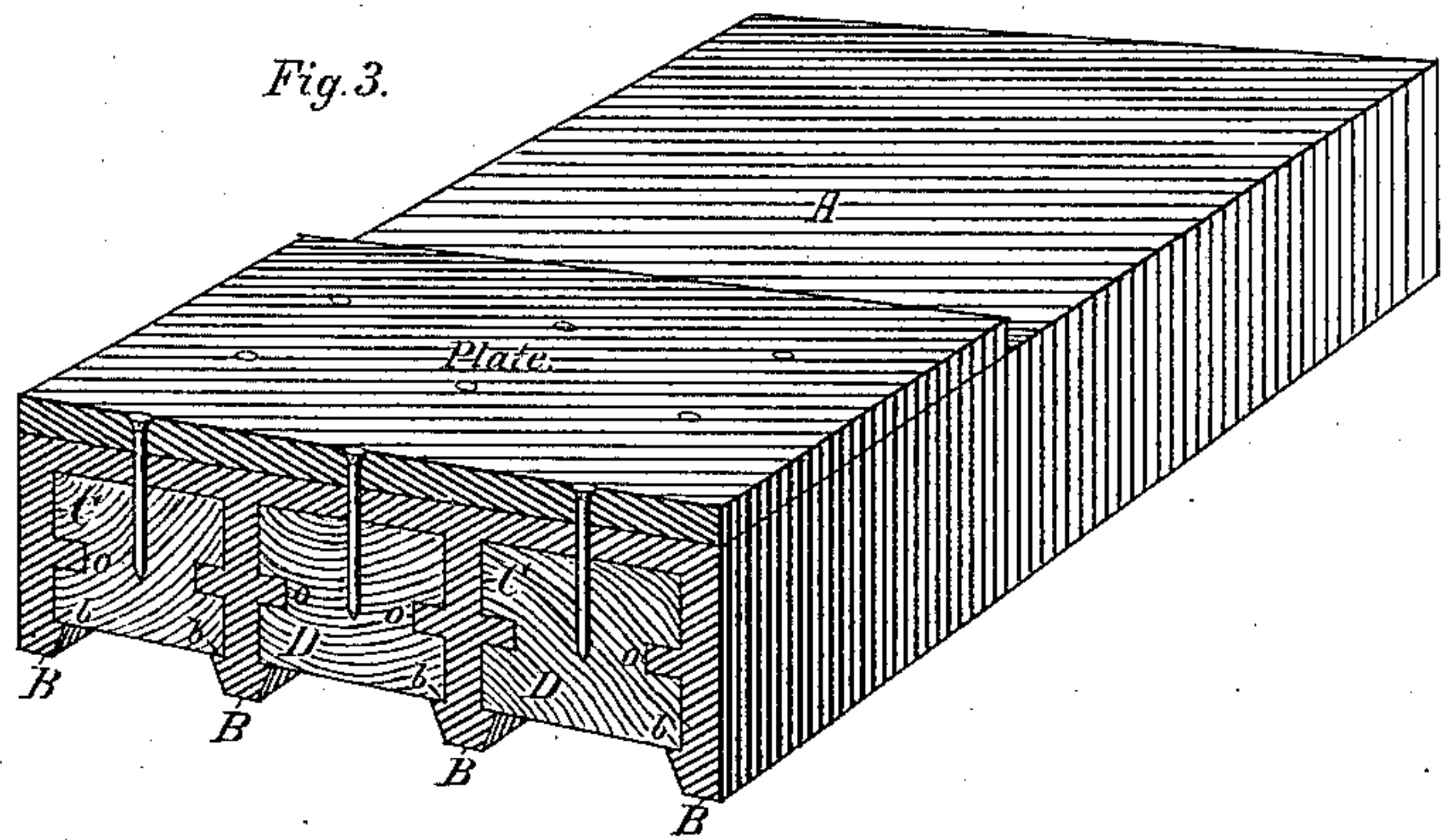
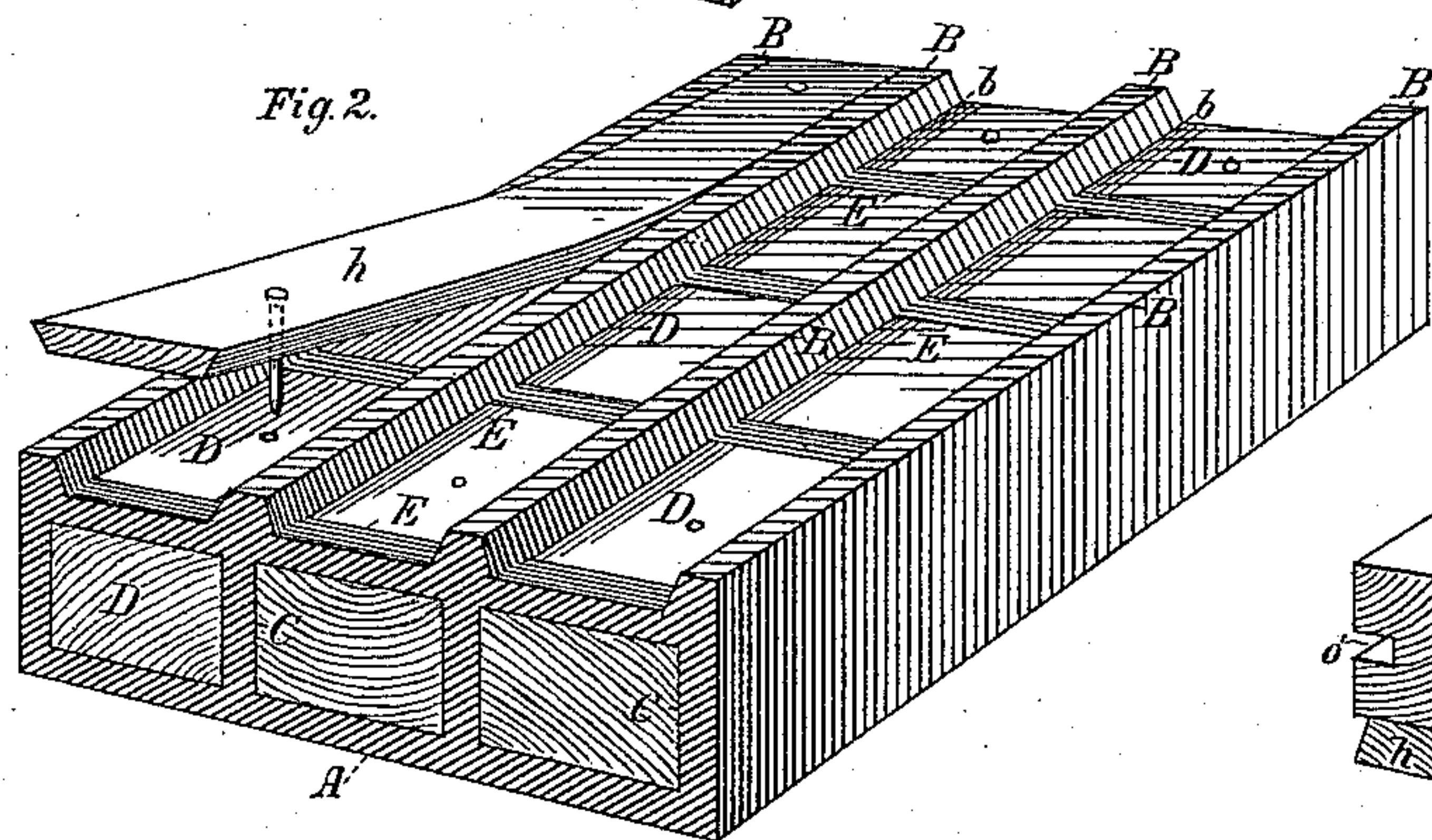
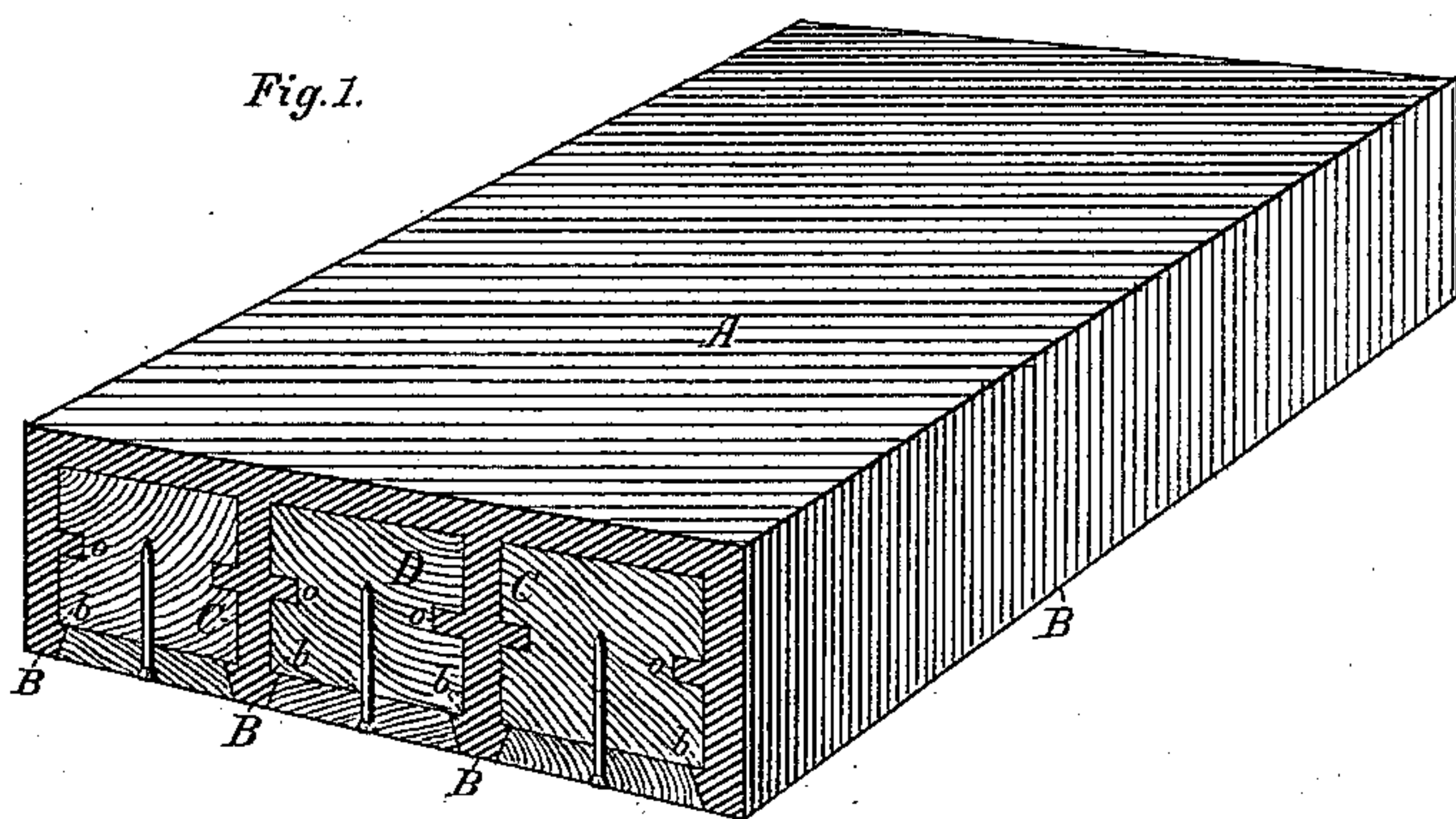


(No Model.)

M. JOYCE.
STEREOTYPE BLOCK.

No. 345,433.

Patented July 13, 1886.



WITNESSES

G. H. H. Brown.
W. L. Williams.

Maurice Joyce
INVENTOR
By Wallace A. Bartlett
Attorney

UNITED STATES PATENT OFFICE.

MAURICE JOYCE, OF WASHINGTON, DISTRICT OF COLUMBIA.

STEREOTYPE-BLOCK.

SPECIFICATION forming part of Letters Patent No. 345,433, dated July 13, 1886.

Application filed March 30, 1886. Serial No. 197,156. (No model.)

To all whom it may concern:

Be it known that I, MAURICE JOYCE, residing at Washington, in the District of Columbia, have invented certain new and useful Improvements in Stereotype-Blocks, of which the following is a specification, reference being had therein to the accompanying drawings.

This invention relates to stereotype-blocks; and it consists in certain improvements in the construction of said blocks, as hereinafter pointed out and claimed.

In the drawings, Figure 1 is an end section and perspective view of a block made according to this invention, showing the strips which form the feet. Fig. 2 is a similar view of block reversed, the end section being at the line of the cross bars, two of the foot-strips being removed and one partially removed. Fig. 3 is a perspective of the stereotype-block with section of plate attached. Fig. 4 is a perspective view of the wood strips which are placed in the mold, a part only of the strip remaining in the block to form the core.

A indicates the face of the block, and B the bases. This part of the block is of metal, and the feet or base-strips B are connected with top plate, A, by standards C. The base-strips B have flanges *b b*, and the standards C may have side flanges or ribs, *c c*, although this is not essential. Wooden strips D extend between the standards C, and when these standards have side flanges, *c c*, these strips are correspondingly grooved. These strips D are supported by the flanges *b b* of the base-strips, so that they cannot be driven downward away from the face-plate of the block. To still further support the strips D, and also to prevent the feet or base-strips from spreading, the cross-bars E E, which connect the standards, are provided. These bars are integral with the standards, and lie in grooves E' in the strips D. The block is intended for the attachment of stereotype-plates, and the plates are attached by simply nailing through the stereotype-plate and into the wooden strip D. The strip D is first made of the desired form and size, and if the completed block is to have flanges *o*, the

strip D is grooved, as at *o'*. The groove *o'* extends across the face of the strip D, into which the metal forming the bars E will run. The dovetailed strip *b* is lightly tacked to the face of strip D, and this piece is thus put in the mold in which the block is cast. After the casting the removal of strips *b* leaves the block complete, as shown in Figs. 2 or 3. The wood of the strip D does not come down to the bed of the press when the block is in use, so there is little tendency to absorb moisture, and thus expand the block.

The advantage of this block is that stereotype-plates may be nailed directly to the face thereof without preliminary drilling of holes, the tacks passing through into the wood, where they will hold securely. If the strips D were not held firmly in the metal by the flanges *b*, or *b* and *o*, and bars E, they would be liable to be forced away from the metal in the act of nailing.

I claim—

1. A stereotype-block having a metallic face, standards, and feet, and wooden strips in the grooves between the standards and sustained by flanges projecting from said standards.

2. The combination, with the metallic face-plate having metallic standards and feet integral therewith, and cross-bars from standard to standard, of wooden strips inclosed between the face-plate and the cross-bars and between the standards, as set forth.

3. The stereotype-block described, consisting, essentially, of a metallic face-plate having standards and feet integral therewith, cross-bars a little above the plane of the feet, and wooden strips interposed between the standards and having their lower surfaces above the level of the bottom of the feet, substantially as described.

In testimony whereof I affix my signature in presence of two witnesses.

MAURICE JOYCE.

Witnesses:

W. A. BARTLETT,
M. L. WILLIAMS.