

(No Model.)

C. V. WHITE.
SHUTTER FASTENER.

No. 345,348.

Patented July 13, 1886.

Fig. 1.

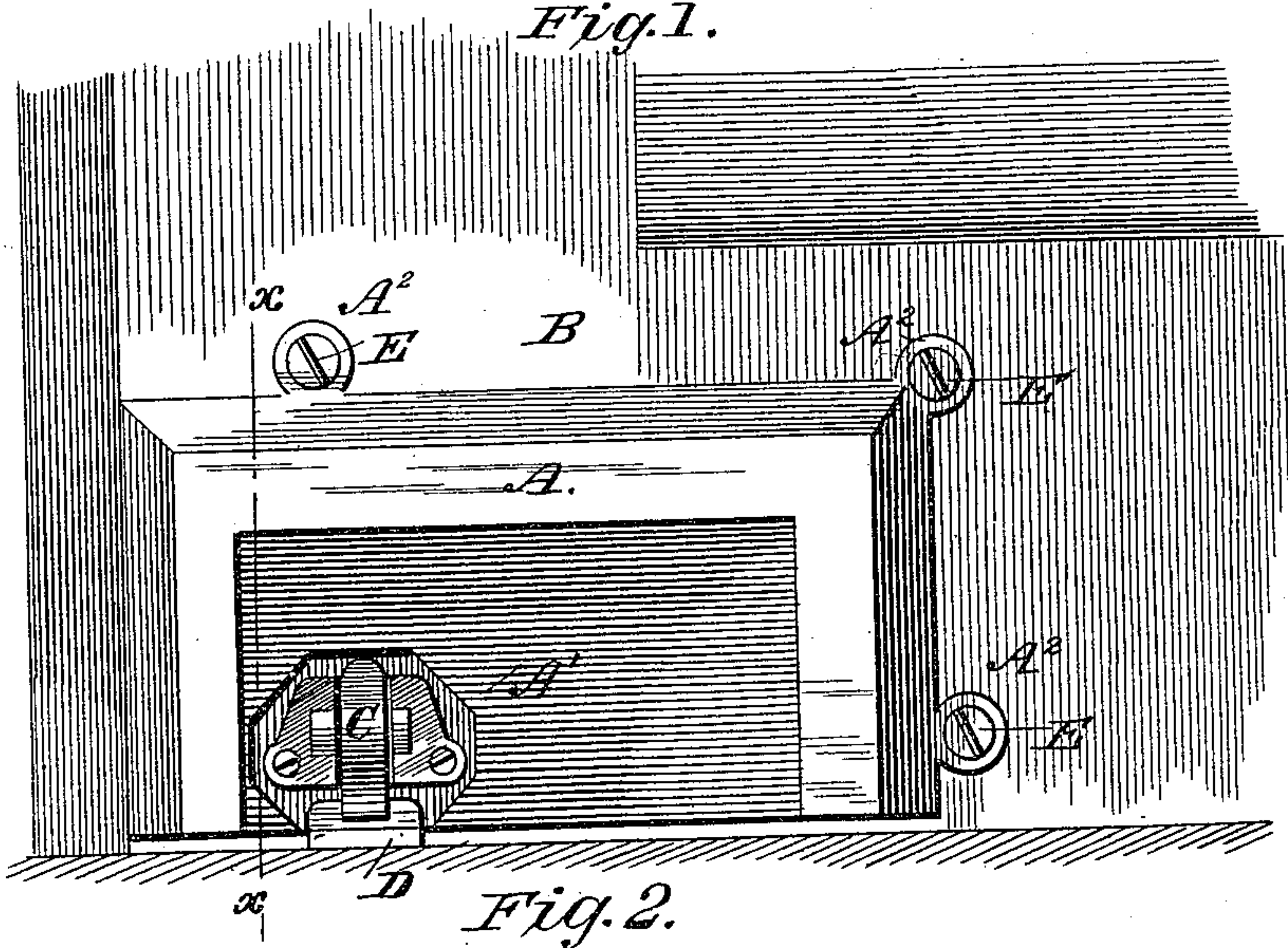


Fig. 2.


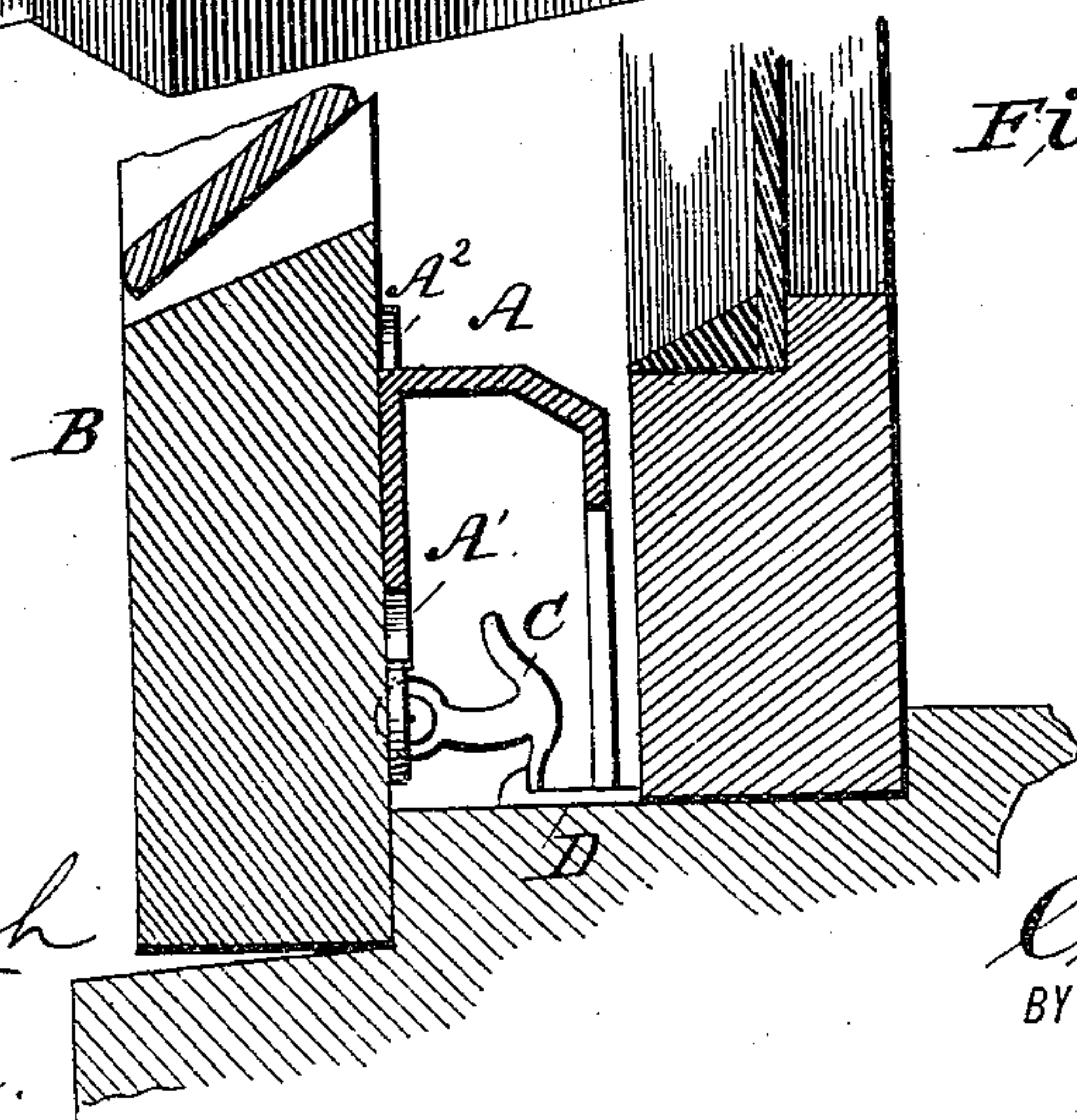


Fig. 3.



WITNESSES:
Fred. G. Dieterich
W. R. Navis.

INVENTOR
Charles V. White.
BY *J. Fred. Reily.*
his ATTORNEY

UNITED STATES PATENT OFFICE.

CHARLES VINING WHITE, OF LEAVENWORTH, KANSAS.

SHUTTER-FASTENER.

SPECIFICATION forming part of Letters Patent No. 345,348, dated July 13, 1886.

Application filed March 18, 1886. Serial No. 195,657. (No model.)

To all whom it may concern:

Be it known that I, CHARLES VINING WHITE, a citizen of the United States, residing at Leavenworth, in the county of Leavenworth and State of Kansas, have invented certain new and useful Improvements in Guards for Window-Blind Catches; and I do declare the following to be a full, clear, and exact description of the invention, such as will enable others skilled in the art to which it appertains to make and use the same, reference being had to the accompanying drawings, and to the letters and figures of reference marked thereon, which form a part of this specification.

My invention relates to guards for the catches of window-blinds, and has for its object the production of a guard of this class which shall be simple in construction, and which will render the blind perfectly burglar-proof; and to these ends it consists in the improved construction of parts, which will be hereinafter fully described, and pointed out in the claims.

Referring to the annexed drawings, Figure 1 is a front elevation of my improved guard for the catches of window-blinds, showing the same secured in its operative position to a window-blind, the blind being illustrated in its closed position. Fig. 2 is a perspective view of the same, showing the blind swung open; and Fig. 3 is a vertical sectional view taken on line *x x*, Fig. 1 of the drawings.

The same letters of reference indicate corresponding parts in all the figures.

Referring to the several parts by letter, A represents the metallic casing which forms my improved guard, the said casing being cast in the form of a hollow cube with its lower side open, and a suitable opening in its outer side. This opening, which I do not wish to confine to any particular size, may be made so small in the said outer side as to merely admit of the entrance of the finger through it to unfasten the latch, as will be hereinafter described, or it may be of a size nearly equal to the entire outer side of the casing, as shown in the drawings. The rear solid side of the casing A may be perfectly solid, in which case the hook of the blind is secured directly to its inner side; or it may be formed, at an appropriate point near its lower edge, with a suitable aperture,

A', as shown in the drawings, through which the hook of the blind (which in this case is secured to the blind in the usual manner) projects.

B represents the lower free end of a window-blind of ordinary construction, to which my improved guard is shown as applied, the hook C being shown secured to the blind, in the usual manner, in a position to adapt it to engage with the usual stationary catch, D, on the window-sill.

To place my improved guard in operative position on any swinging blind, it is firmly secured to the inner side of the lower free end of the blind (being of course secured to the blind which is last closed, where two blinds are employed to close one window) by means of screws E E E, passing through perforated lugs A² A² A², which are formed integral with the casing A, as shown, the casing, when formed with the aperture A', being secured to the blind in such a position that the hook C projects through the aperture A'. When the rear side of the casing is perfectly solid, the hook C is, as before stated, secured directly to its inner side in the appropriate position.

The casing A, when formed with a large opening in its outer side, covering nearly the entire area of the said side, as herein shown, is made of such a depth that when the blind is closed and the hook C engages with the catch D the outer edges of the apertured side of the casing will be in close proximity to or bear against the lower portion of the window-sash, while the lower edges of the casing are in very close proximity to the upper surface of the window-sill; but when the opening in the outer side of the casing is made so small as merely to permit of the entrance of the finger to unfasten the latch there is no necessity for the inner side of the casing being so near the window-sash, as the smallness of the said opening in this latter case will cause the side next the sash to be partially closed, as will be readily understood.

From the foregoing description, taken in connection with the accompanying drawings, the construction and operation of my improved guard for window-blind catches will be readily understood.

It will be seen that when the blind is swung

to or closed the hook C will engage with the catch D in the usual manner, and that the lower open side and the opening in the outer side of the metallic casing will be closed, as
5 above described, thereby completely inclosing the hook and catch, the metallic casing rendering it impossible to reach and unfasten the blind-catch from the outside.

It will be seen from the foregoing that my
10 improved guard is exceedingly simple in construction, and can be manufactured at a small cost, while at the same time it is very effective in its operation. The casing may be applied to any swinging blind without the necessity of
15 making any alterations in the blind, and is thoroughly burglar-proof.

It is obvious that although the casing A is here described as made of metal, yet it may be constructed of any desired material, and
20 that although described as in the form of a hollow cube, it may, if desired, be made square or otherwise without departing from the spirit of my invention.

I am aware that guards for window-blind
25 catches have been heretofore constructed consisting of a hollow metallic casing in the form of a cube, a square, or a rectangular body, designed to inclose the shutter-fastening when the shutters are closed, and thereby prevent

the shutters being opened from the outside, 30 and I do not therefore claim such construction, broadly; but

What I claim as my invention, and desire to secure by Letters Patent of the United States, is—

1. A guard for window-blind catches, consisting of a metallic casing in the form of a hollow cube with its lower side left open, and having an opening in its outer side, substantially as described. 35

2. As an improved article of manufacture, a guard for window-blind catches, consisting of a metallic casing in the form of a hollow cube with its lower side left open, and having an opening in its outer side. 40

3. A guard for window-blind catches, consisting of a metallic casing in the form of a hollow cube with its lower side left open, and having an opening in its outer side and an aperture, arranged as described, in its inner
45 side, substantially as described. 50

In testimony whereof I affix my signature in presence of two witnesses.

CHARLES VINING WHITE.

Witnesses:

J. DRYER,

JOHN COLEMAN.