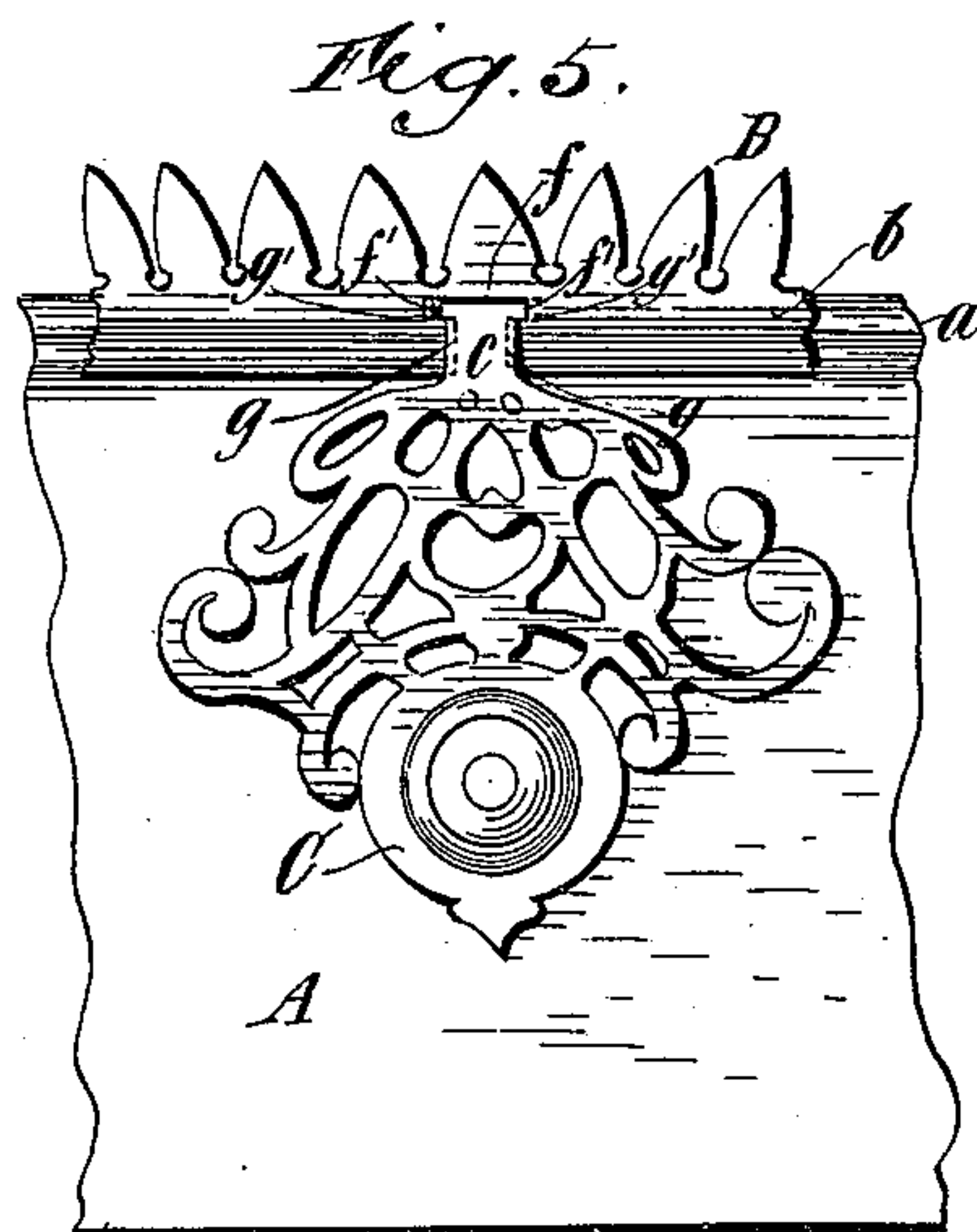
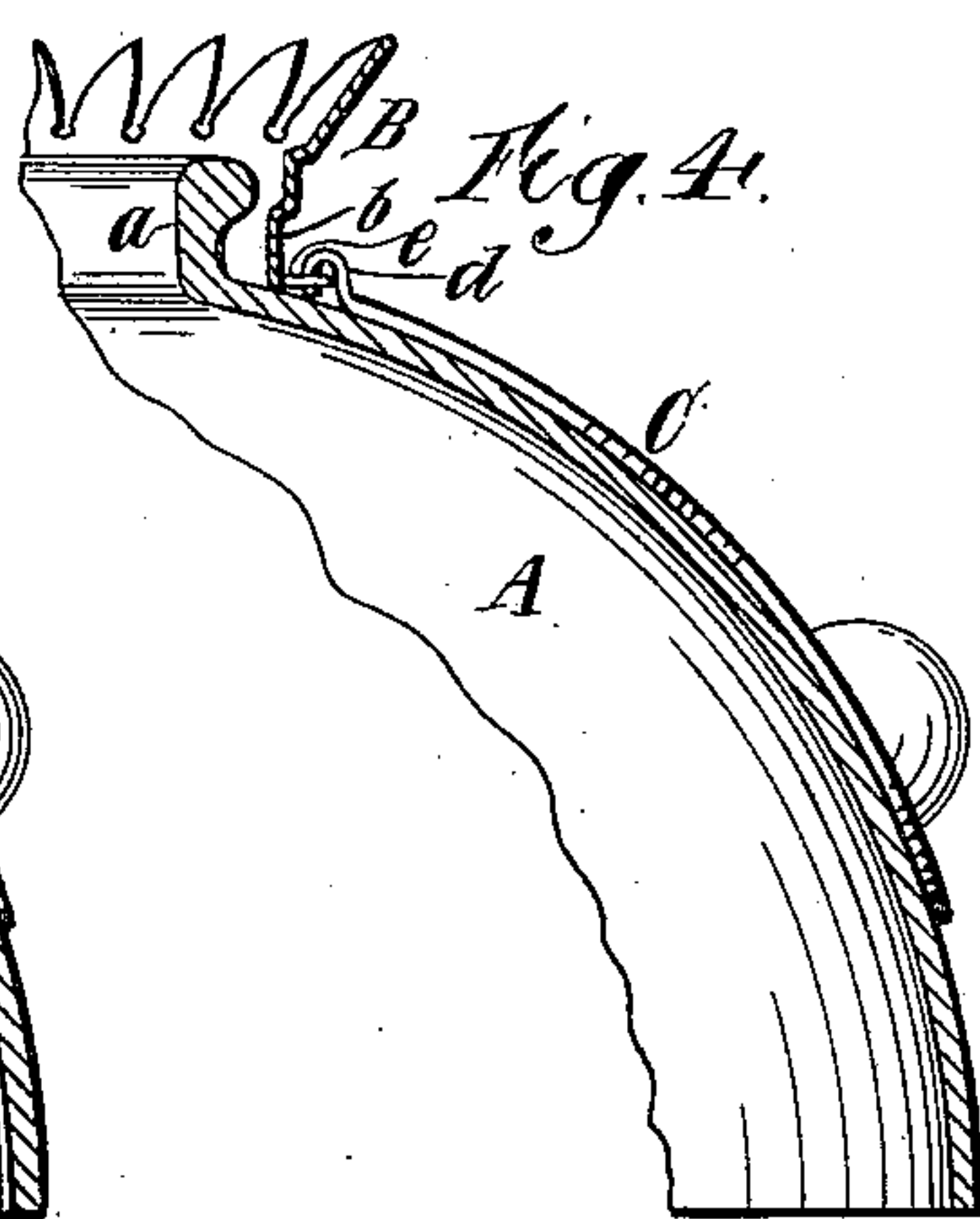
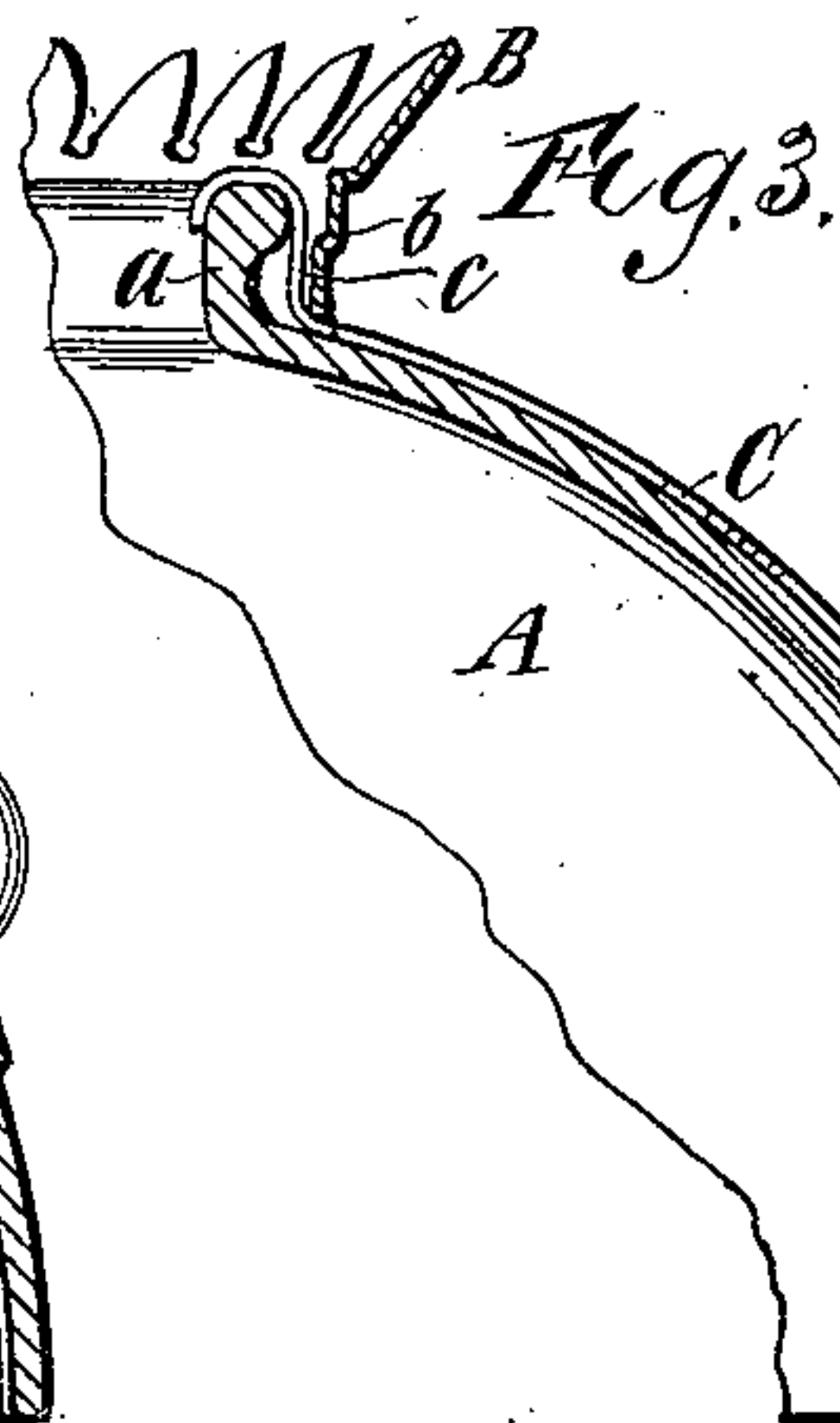
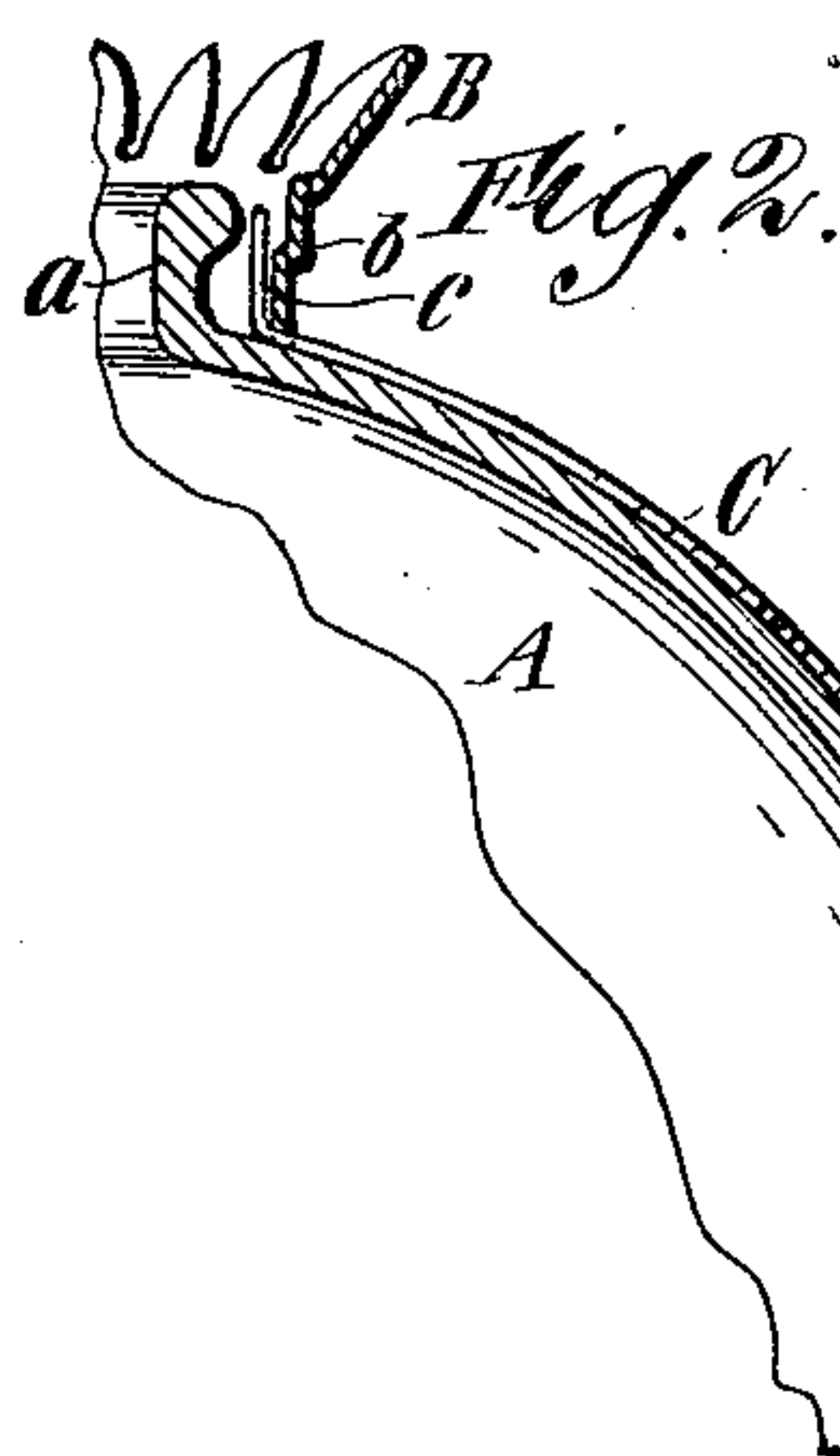
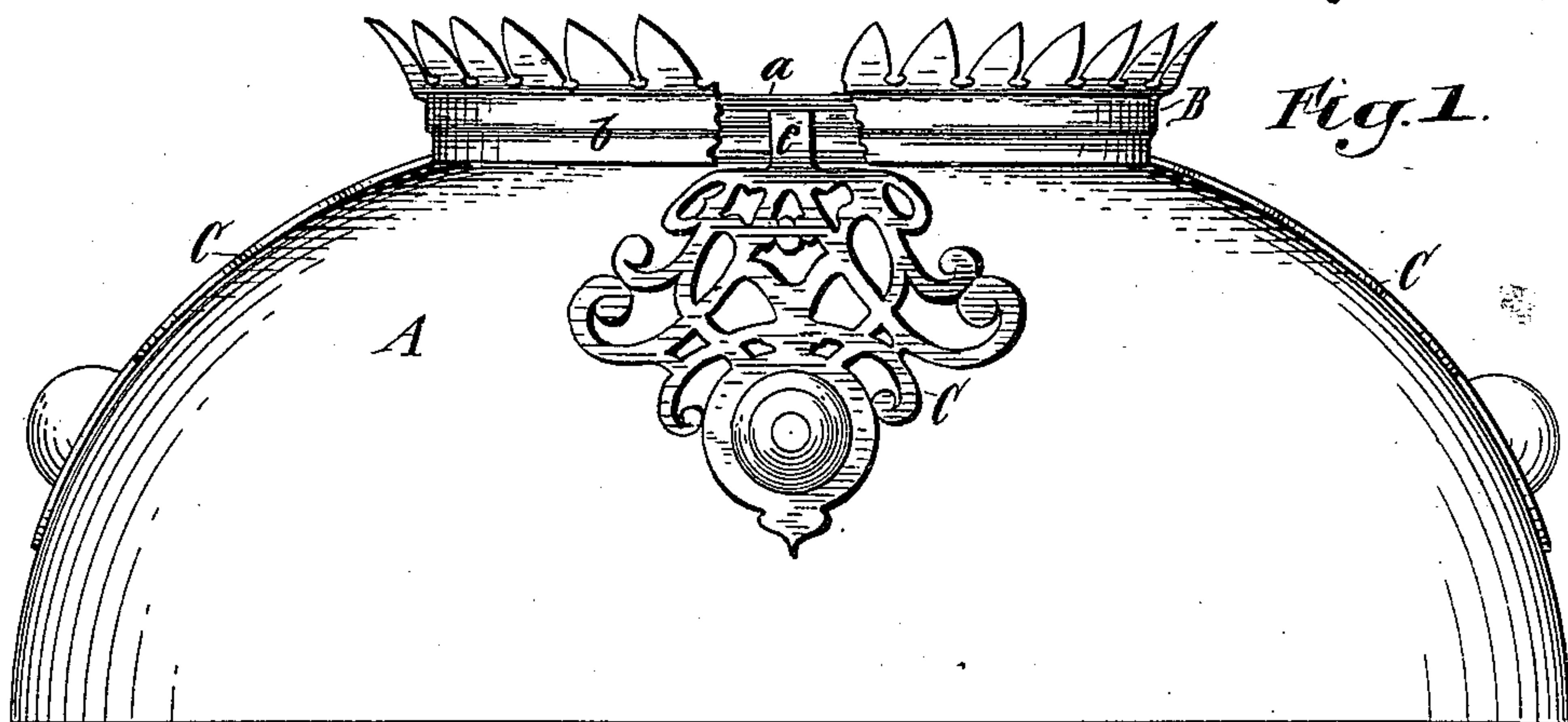


(No Model.)

W. A. HULL.  
LAMP SHADE ORNAMENT.

No. 345,234.

Patented July 6, 1886.



Witnesses  
Jas R Bowen  
M. J. Roach

Inventor  
Wolcott A. Hull  
by his attorneys,  
Gifford & Brown



# UNITED STATES PATENT OFFICE.

WOLCOTT A. HULL, OF NEW YORK, N. Y., ASSIGNOR OF ONE-HALF TO THE  
ANSONIA BRASS AND COPPER COMPANY, OF SAME PLACE.

## LAMP-SHADE ORNAMENT.

SPECIFICATION forming part of Letters Patent No. 345,234, dated July 6, 1886.

Application filed April 23, 1886. Serial No. 199,910. (No model.)

*To all whom it may concern:*

Be it known that I, WOLCOTT A. HULL, of New York, in the county and State of New York, have invented a certain new and useful Improvement in Ornaments for Lamp-Shades, of which the following is a specification.

My improvement relates particularly to the decoration of lamp-shades.

I will describe a lamp-shade and appurtenances embodying my improvement, and then point out the novel features in claims.

In the accompanying drawings, Figure 1 is a view of a lamp-shade embodying my improvement, part of a crown therefor being broken away to more clearly disclose one mode of securing ornaments. Fig. 2 is a section of a portion of the shade, crown, and an ornament shown in Fig. 1. Fig. 3 is a section of a portion of a shade, crown, and ornament, showing a modified means of securing the ornament. Fig. 4 is a view of a portion of a shade, crown, and ornament, showing another modified means of securing the ornament. Fig. 5 is a view of a portion of a shade, crown, and ornament, showing another modified means of securing the ornament.

Similar letters of reference designate corresponding parts in all the figures.

A designates a shade for a lamp, here shown as of curved outline, but which may be of any desired shape. It is provided with an opening at the top, as is usual, and a circumferential rim or flange, *a*, extending about the opening.

B designates an ornamental shade-crown, preferably made of metal, and which may be of any desired configuration. The crown has a circular portion, *b*, extending, when in place, about and outside the rim *a* on the shade.

C designates ornaments, of which there may be any desired number. They will preferably be made of sheet metal, but may be made of analogous material. They are, as shown, disposed about the shade at intervals, and rest upon the exterior of the shade.

In Figs. 1 and 2 I have shown a means of maintaining the ornaments upon the shade, consisting in a portion, *c*, of tongue-like form, bent in such manner as to extend between the portion *b* of the crown and the rim *a* of the

shade. The ornaments may be disposed about the shade, and the crown then placed outside the portion *c* of the ornaments. The ornaments cannot then fall off from the shade, being prevented by the portion *b* of the crown. By making the portion *c* of the ornaments of sufficient width the ornaments may be retained in an approximately perpendicular position, and the tendency to swing lessened. The upper ends of the portion *c* of the ornament may be bent in such manner as to hook over the edge of the rim *a* on the shade, if desired, as shown more clearly in Fig. 3.

In Fig. 4 I have shown a means of making a positive connection between the ornaments and the crown, consisting of hooks *d* on the ornaments, extending into holes in a rim, *e*, in the portion *b* of the crown. The hooks *d* may be engaged with the crown after the latter has been placed in position.

In Fig. 5 I have shown a means of making a positive connection between the crown and the ornaments, consisting in providing the lower edge of the portion *b* of the crown with notches *f*, which have other notches, *f'*, offset from their sides. The portion *c* of the ornaments here shown have formed in them notches *g* on their side edges, thereby forming shoulders *g'*. The portion of the ornaments between the notches *g* extends into the notch *f* in the crown, and the shoulders *g'* interlock with the notches *f*. It is to be observed that the ornaments, together with the crown, form a cuirass for the shade. The crown-like portion of the cuirass serves to retain the ornaments in the positions they are desired to occupy.

I am aware that pendants have been hung from a bent wire surrounding the upper part of a lamp-globe, and I am also aware that sections of ornamental glass have been provided with hooks and hung upon the top of lamp-globes; but I am not aware that it has ever been proposed to provide sectional ornaments with a crown or crown-like portion.

Ornaments to be used according to my improvements may be packed separately from the shade and crown in very compact form, and need not be attached until the shade is erected. They may therefore be sold to cus-

tomers separately and in desired quantity. They are easily and quickly attached, and are not liable to displacement or detachment.

What I claim as my invention, and desire to secure by Letters Patent, is—

1. The combination, with a shade, of ornamental plates resting thereon, and an ornamental crown, the said plates and crown being the one provided with a projection or projections which engage the other, substantially as described.

2. The combination, with a shade, of ornaments resting upon said shade and provided with a projection or projections, and a crown placed over said ornaments and engaging said projection or projections, substantially as described.

3. The combination, with a shade, of a crown therefor and ornaments provided with por-

tions extending between the shade and the crown, substantially as and for the purpose specified.

4. The combination, with a shade-crown, of ornaments made independently therefrom of sheet metal or analogous material, provided with projections, said projections engaging the said shade-crown, substantially as specified.

5. A cuirass consisting of an ornamental crown and ornamental plates resting on the shade, the said plates and crown being one provided with a projection or projections by which the parts are to be connected and supported, substantially as described.

WOLCOTT A. HULL.

Witnesses:

JAS. R. BOWEN,  
M. J. ROACH.