

(No Model.)

W. F. FITZ GERALD.

DESK ATTACHMENT.

No. 345,040.

Patented July 6, 1886.

Fig. 1.

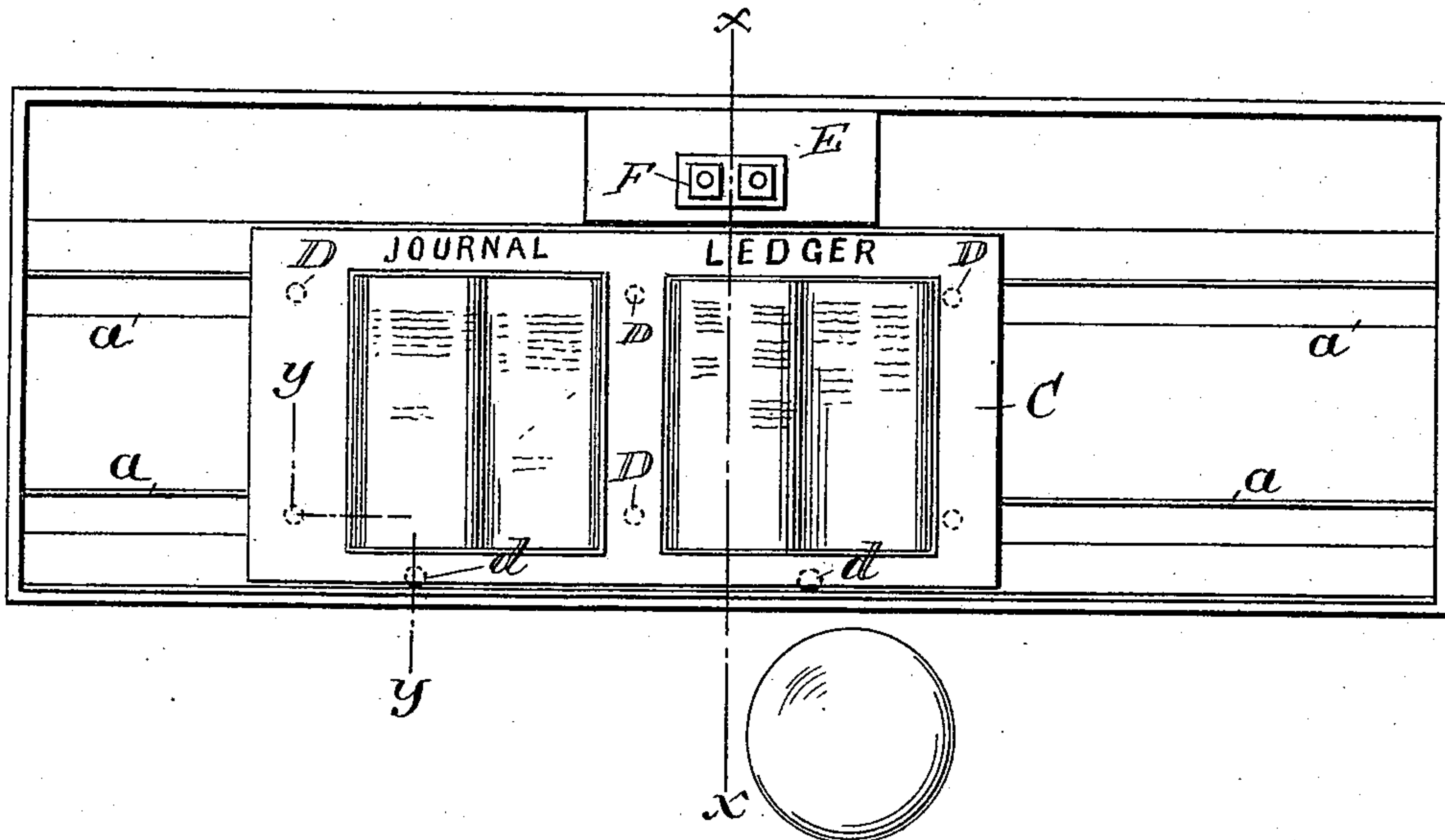


Fig. 2.


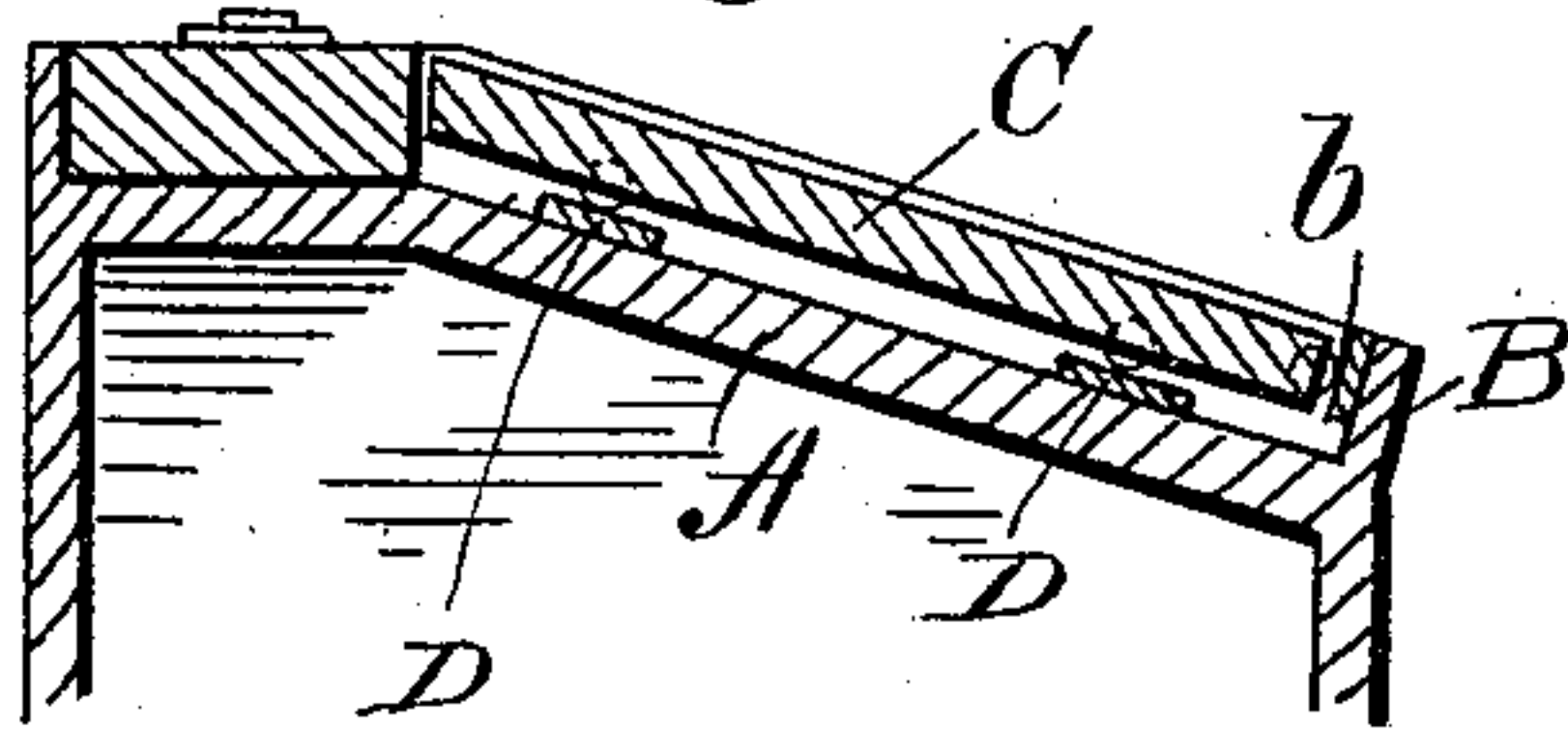
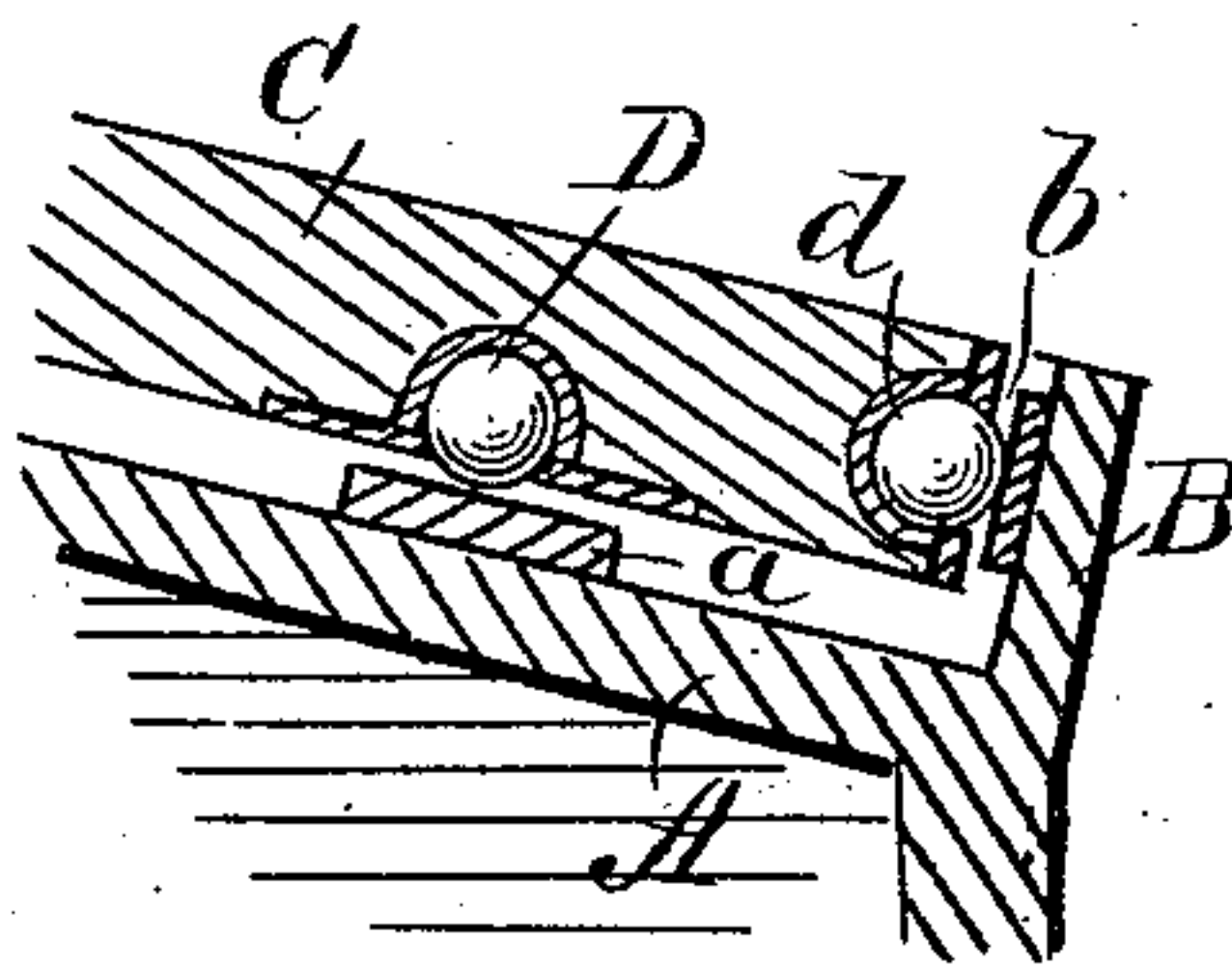


Fig. 3.



WITNESSES:

J. D. Garfield
C. Sedgwick

INVENTOR:

W. F. Fitz Gerald
BY *Munn & Co*
ATTORNEYS.

UNITED STATES PATENT OFFICE.

WILLIAM F. FITZ GERALD, OF NORFOLK, VIRGINIA.

DESK ATTACHMENT.

SPECIFICATION forming part of Letters Patent No. 345,040, dated July 6, 1886.

Application filed January 19, 1886. Serial No. 189,091. (No model.)

To all whom it may concern:

Be it known that I, WILLIAM FERDINAND FITZ GERALD, a subject of the Queen of Great Britain, at present residing at Norfolk, in the county of Norfolk and State of Virginia, have invented a new and Improved Desk Attachment, of which the following is a full, clear, and exact description.

This invention pertains to improvements in desk attachments, having for its object specially to aid an accountant or book-keeper to post his books; and the invention consists of a separate desk appliance or attachment which is applicable to an ordinary desk, said attachment or appliance being constructed and applied substantially as hereinafter described, and pointed out in the claim.

Reference is to be had to the accompanying drawings, forming a part of this specification, in which similar letters of reference indicate corresponding parts in all the figures.

Figure 1 is a plan view of a desk provided with my attachment. Fig. 2 is a cross-sectional view taken on line *x x* of Fig. 1, and Fig. 3 is an enlarged sectional detail view taken on line *y y* of Fig. 1.

In the accompanying sheet of drawings, A represents the top of an ordinary form of desk, upon the inclined face of which there are arranged two metallic rails or strips, *a a*, a third strip or rail, *b*, being fixed upon the upper face of the ridge B, that is secured to the lower edge of the inclined face of the desk. An auxiliary top, C, to the under side of which

there are secured casters D D D, arranged so that their rollers will ride upon the rails *a a*, is placed in the position shown on the main desk A, casters *d d* being fixed to the lower edge of the auxiliary top in position so that their rollers will ride upon the metallic strip *b*. Back of the top C there is a block, E, arranged to receive the inkstand F, the idea being to raise said inkstand to the level of the auxiliary top. The journal and ledger are placed upon the top C, and it will be readily understood that in posting his accounts the book-keeper may sit in front of the desk and shove the top forward or back, so as to bring the ledger and journal before him in turn, as he desires.

I am aware of the existence of an annular flat top mounted upon the main body or supporting part of the desk by means of rollers interposed between the top and body.

Having thus fully described my invention, what I claim as new, and desire to secure by Letters Patent, is—

The combination, with the inclined desk-top having the ridge at its lower edge, of the longitudinally-movable auxiliary top or book-support, said latter part having casters in its front edge, substantially as and for the purpose set forth.

WM. F. FITZ GERALD.

Witnesses:

J. VICKERY,
J. J. SAMUEL.