

(No Model.)

A. WIEGARD & G. ERHARD.

COAT RACK.

No. 345,012.

Patented July 6, 1886.

Fig. 1.

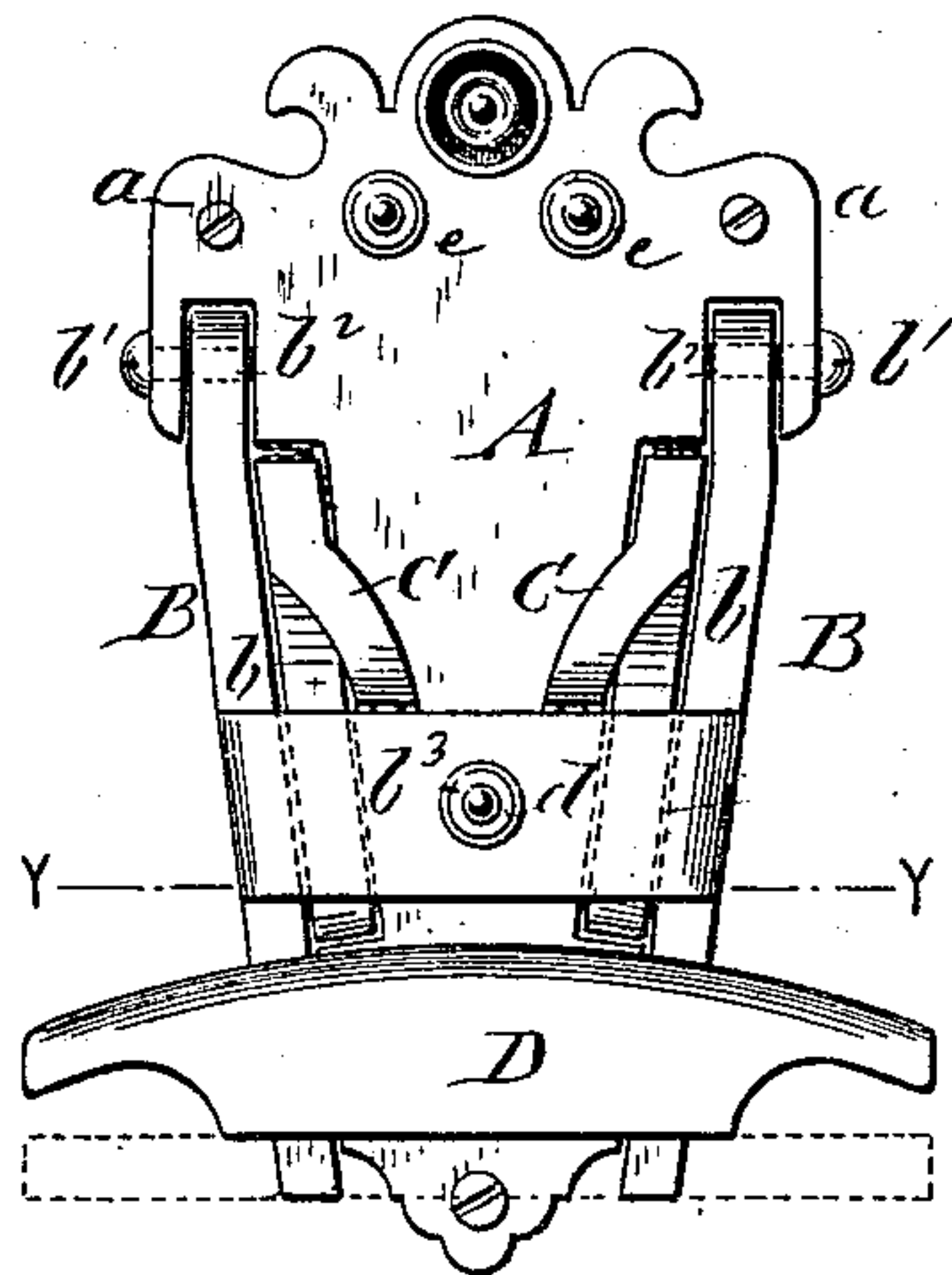


Fig. 2.

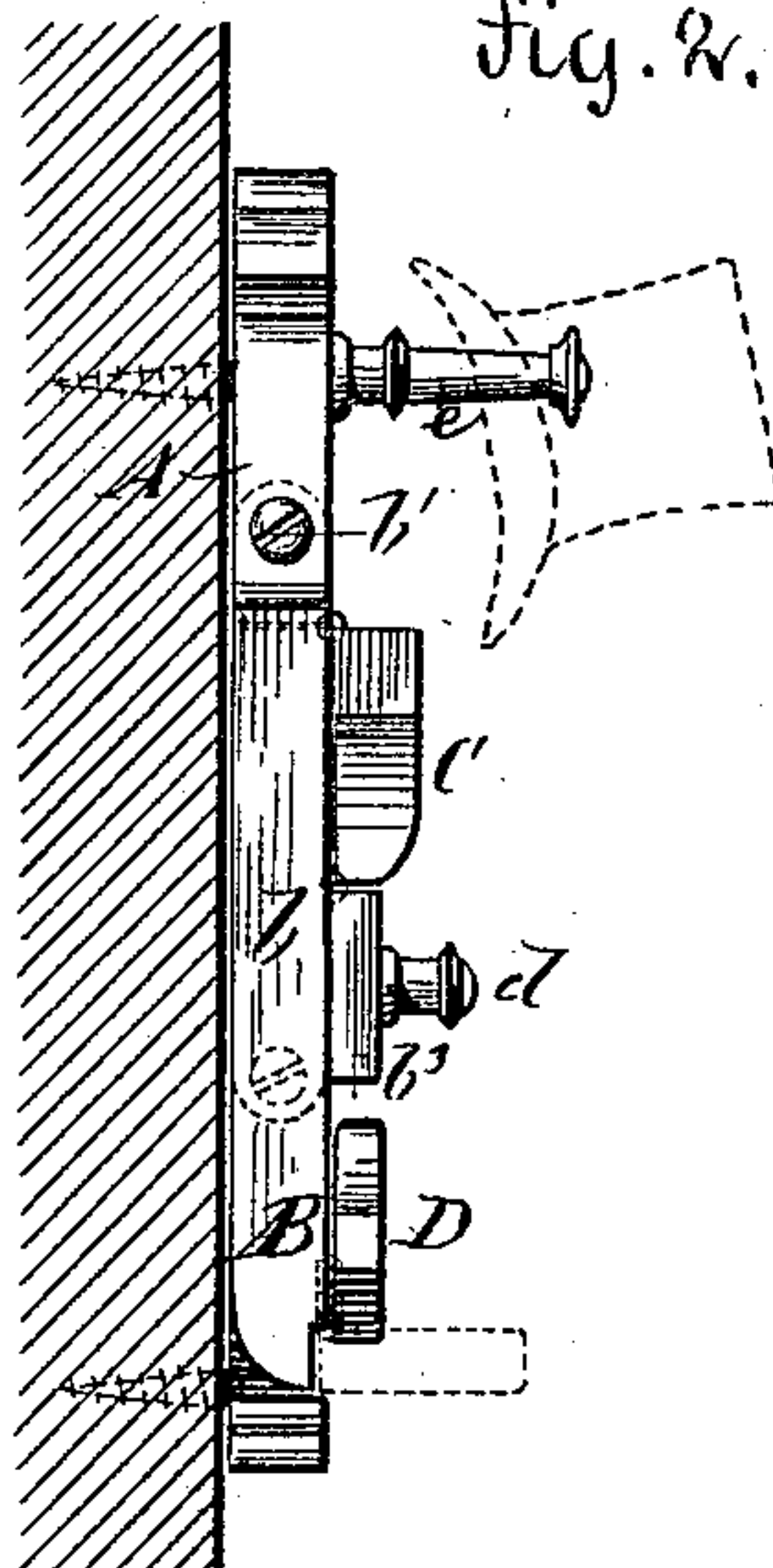


Fig. 3.

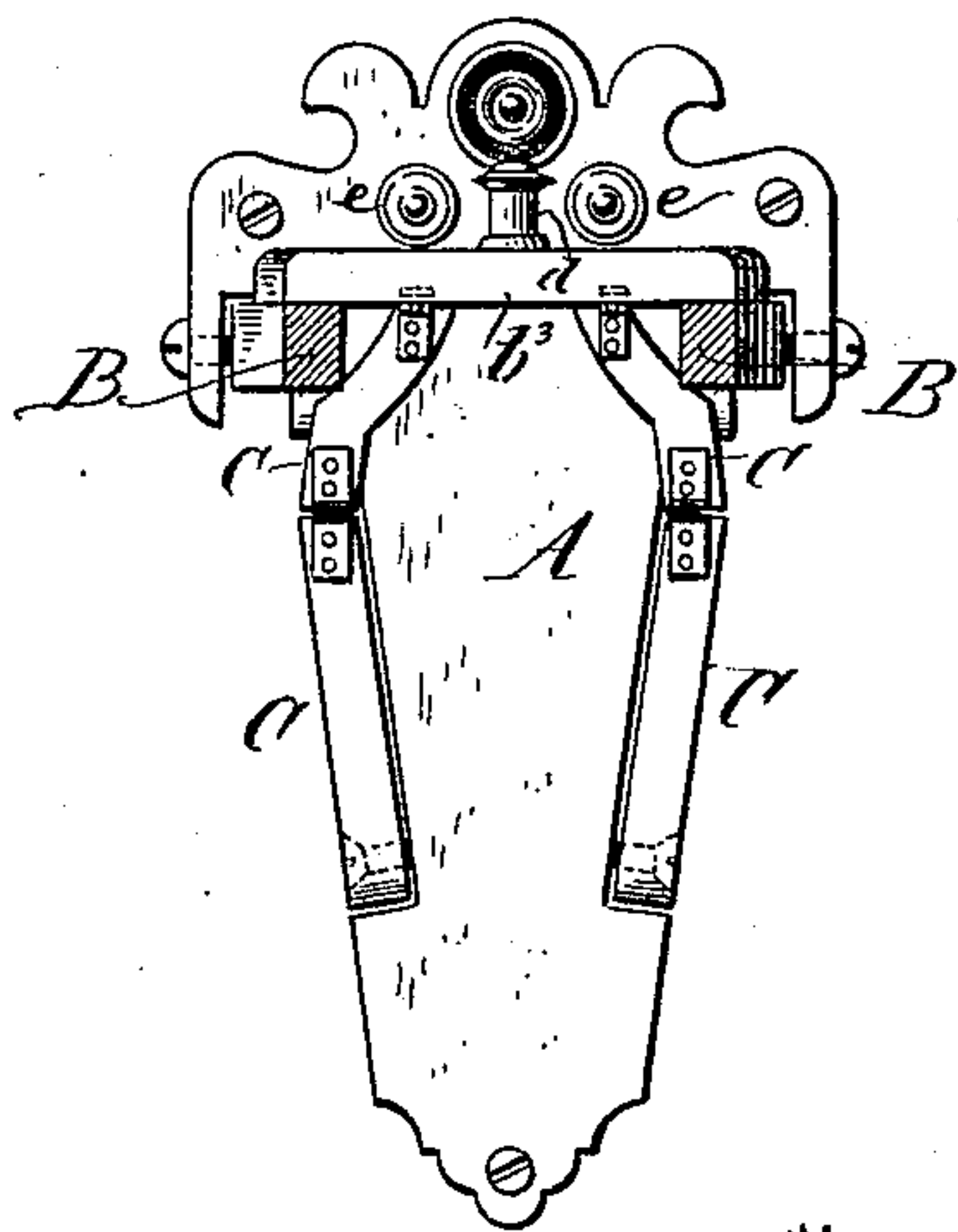


Fig. 4.

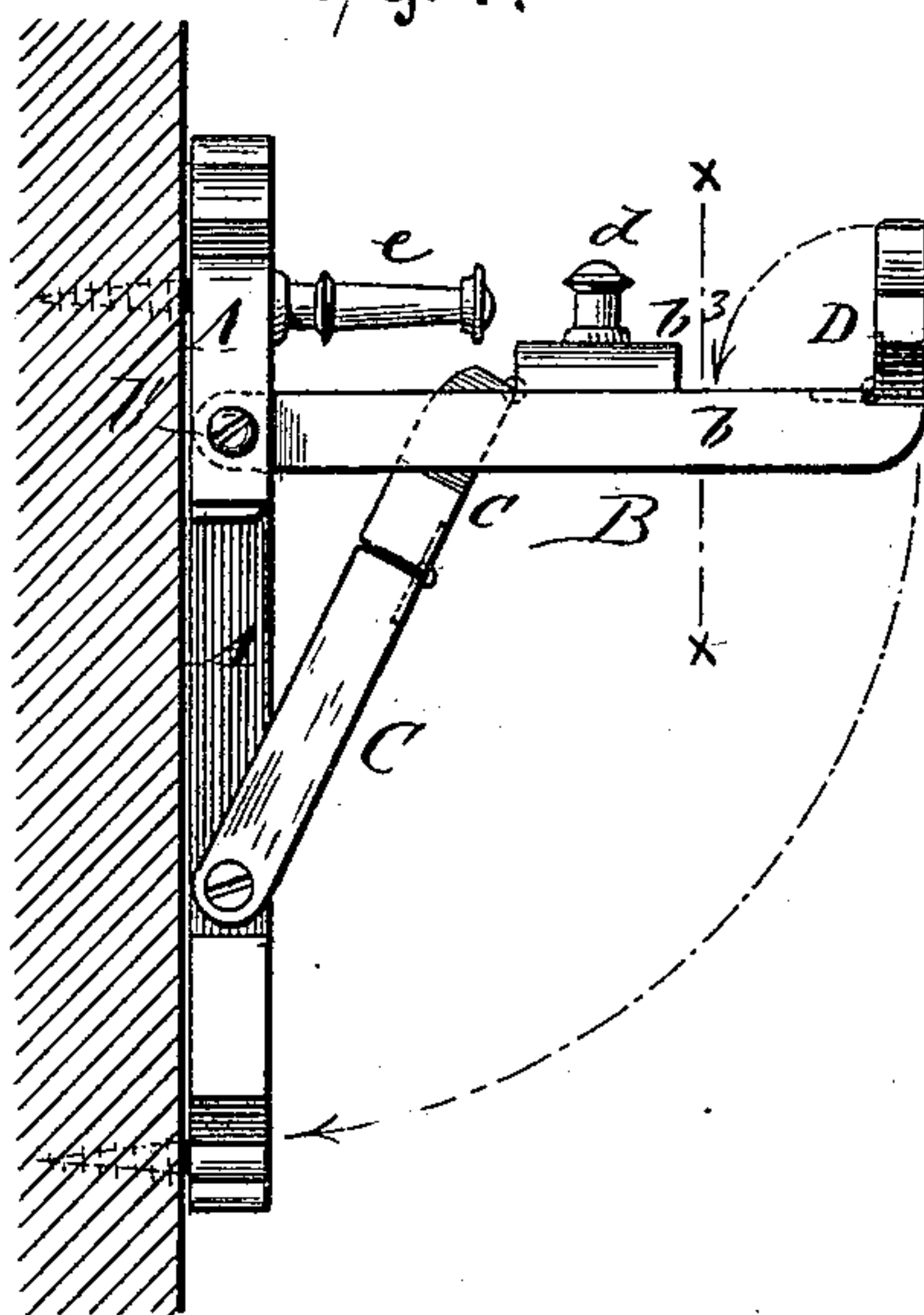
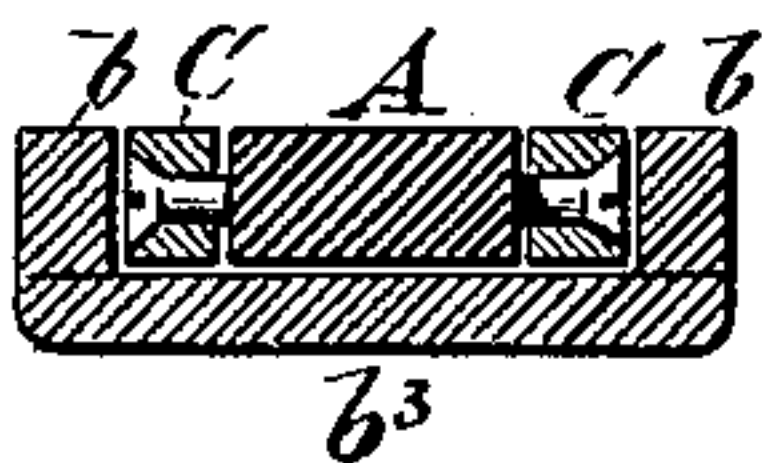


Fig. 5.



WITNESSES.

Edw. Rosenbaum
Martin Petry

INVENTORS

August Wiegard and
Georg Erhard
BY *Goepel Raegner*
ATTORNEYS

UNITED STATES PATENT OFFICE.

AUGUST WIEGARD AND GEORG ERHARD, OF NEW YORK, N. Y.

COAT-RACK.

SPECIFICATION forming part of Letters Patent No. 345,012, dated July 6, 1886.

Application filed May 1, 1886. Serial No. 200,776. (No model.)

To all whom it may concern:

Be it known that we, AUGUST WIEGARD and GEORG ERHARD, of the city, county, and State of New York, have invented certain new and useful Improvements in Coat-Stands, of which the following is a specification.

This invention relates to an improved coat-stand by which a coat can be conveniently hung up for cleaning; and the invention consists of the combination of a supporting main frame attached to the wall or other support, a hanger-frame hinged to the main frame and supported in a horizontal position by hinged and folded braces *m*, the hanger-frame being provided with a hinged transverse holder at its outer end. The hanger-frame and holder are adapted to fold up onto the main frame, or to be swung into horizontal position for conveniently supporting the coat when cleaning the same.

In the accompanying drawings, Figure 1 represents a front elevation of my improved coat-stand, shown as folded up against the wall. Fig. 2 is a side elevation of Fig. 1. Fig. 3 is a front elevation of the coat-stand, shown arranged for supporting the coat when cleaning the same, it being partly in section on the line *x x*, Fig. 4. Fig. 4 is a side elevation of Fig. 3; and Fig. 5 is a vertical transverse section on line *y y*, Fig. 1.

Similar letters of reference indicate corresponding parts.

Referring to the drawings, A represents the supporting main frame, which is applied to the wall or other point of support by means of screws *a a*, or other fastening devices. To the upper part of the supporting-frame A is pivoted the hanger-frame B, the side pieces, *b b*, of which are pivoted at *b'* to recesses *b''* of the main frame A, and stiffened at their middle parts by a transverse brace-piece, *b''*, that is provided with a stud or pegs, *d*, for supporting the coat. To the outer ends of the side pieces, *b b*, is hinged a transverse holder, D, of segmental shape, which is either folded down on the hanger-frame B, as shown in Fig. 2, or supported at right angles thereto, as shown in full lines in Fig. 4 and in dotted lines in Fig. 2.

The hanger-frame B is connected by hinged

and folding braces C C with the supporting-frame A, each brace being made of two pieces connected by hinge-joints. The lower ends of the braces C C are pivoted to side recesses of the frame A, while the upper ends are hinged to the transverse brace-piece *b''*, as shown in Fig. 4.

The braces C C are folded, when the hanger-frame B is turned in downward direction, in the same plane with the supporting-frame A. This position is the normal position of the coat-stand, in which position it may also be used as a hat-stand, by arranging at the upper part of the supporting-frame A one or more hat-pegs, *e e*. The coat may either be hung to the peg *d* or placed on the transverse holder D, which serves to support the shoulders of the coat when the hanger-frame is in lowered position, as in Fig. 1.

For supporting the coat for cleaning the same, the hinge-frame B is moved in upward direction until it arrives at right angles to the frame A, in which position it is supported by the braces C C, the sections of which are placed in line with each other, as shown in Fig. 4. The transverse holder D is then turned on its hinge into a position at right angles to the hanger-frame B and the coat placed in position thereon. In this position of the stand the coat can be readily cleaned at the front and back, as it is not supported in close proximity to the wall or other point of support, and is readily accessible by the brush at all its parts.

The coat-hanger is applicable for general domestic use, and specially adapted for hotels and boarding-houses, as it facilitates the hanging up of the coats and the convenient cleaning of the same.

Having thus described our invention, we claim as new and desire to secure by Letters Patent—

1. The combination of a supporting main frame, a hanger-frame pivoted to the main frame, and hinged and folding braces connecting the main frame with the hanger-frame, the hanger-frame being adapted to be placed in line with the main frame or supported at right angles thereto, substantially as set forth.

2. The combination of a supporting main

frame, a hanger-frame pivoted to the main
frame, said hanger-frame being formed of side
pieces, a transverse brace-piece, and a coat-
supporting holder hinged to the outer ends of
5 the side pieces, and hinged and folding braces,
substantially as set forth.

3. The combination of a supporting main
frame applied to the wall or other point of
support, a hanger-frame hinged to the main
10 frame and provided with a hinged transverse
holder at the outer end, and with a transverse

brace-piece having a peg or hook, and hinged
and folding braces connecting said brace-piece
with the main frame, substantially as set forth.

In testimony that we claim the foregoing as 15
our invention we have signed our names in
presence of two subscribing witnesses.

AUGUST WIEGARD.
GEORG ERHARD.

Witnesses:

PAUL GOEPEL,
MARTIN PETRY.