

(No Model.)

H. P. BARROWS & L. D. KNOWLES.

CARRIAGE FOOT PAD.

No. 344,935.

Patented July 6, 1886.




Fig. 1

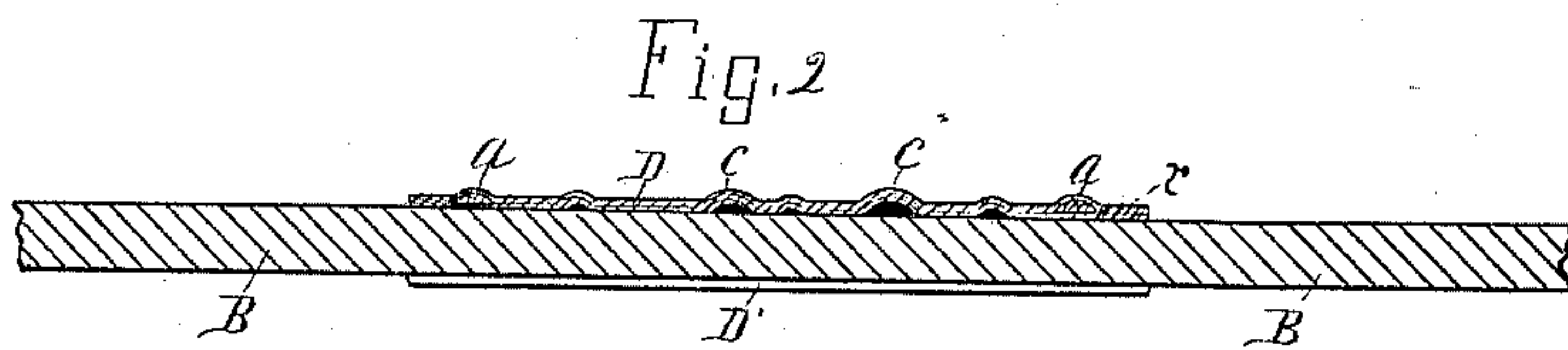


Fig. 2

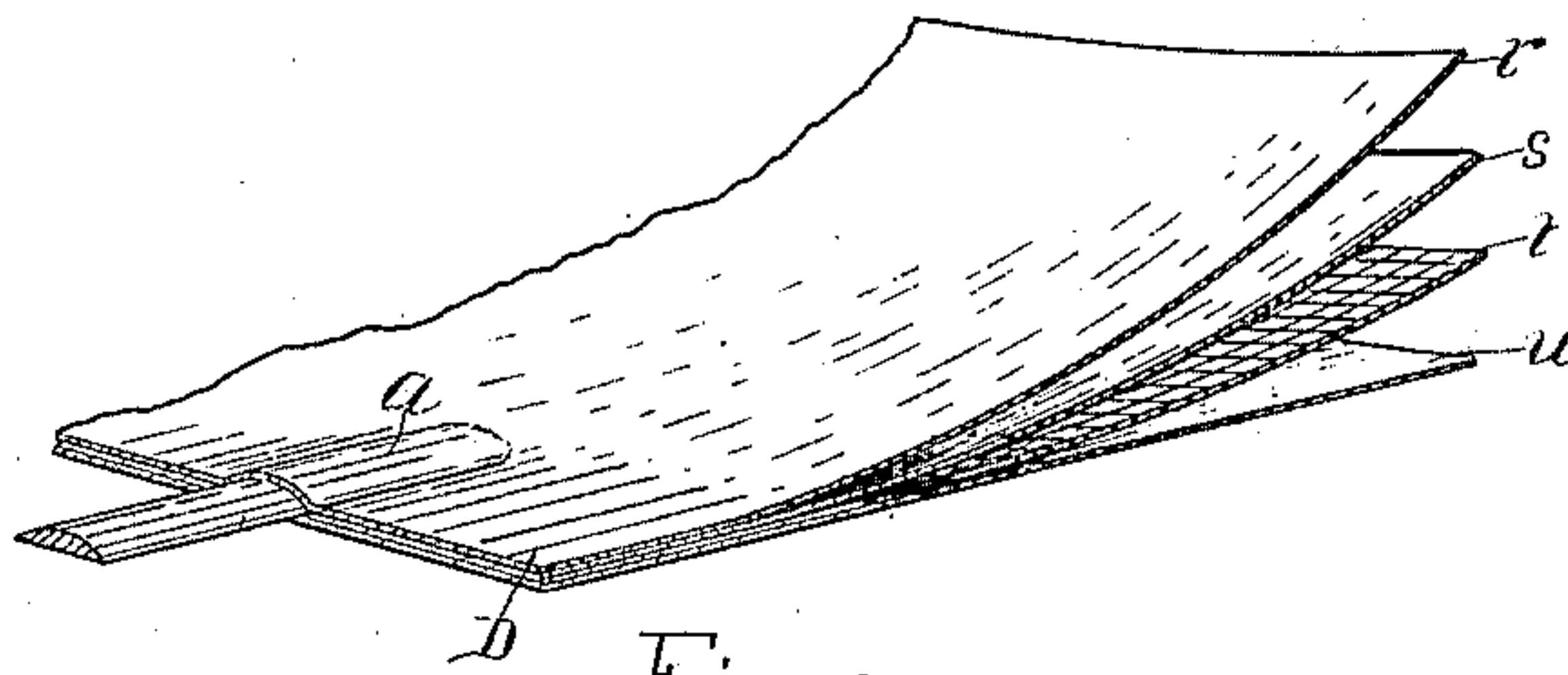


Fig. 3

Witnesses.

John C. Perkins.
Eugene S. Southard.

Inventors.

Henry P. Barrows.
Lawrence D. Knowles.
By Lucius C. West
Atty.

UNITED STATES PATENT OFFICE.

HENRY P. BARROWS AND LAWRENCE D. KNOWLES, OF THREE RIVERS, MICH.,
ASSIGNORS TO THE INITIAL TOEPAD COMPANY, (LIMITED.)

CARRIAGE FOOT-PAD.

SPECIFICATION forming part of Letters Patent No. 344,935, dated July 6, 1886.

Application filed April 23, 1886. Serial No. 199,952. (No model.)

To all whom it may concern:

Be it known that we, HENRY P. BARROWS and LAWRENCE D. KNOWLES, citizens of the United States, residing at Three Rivers, county of St. Joseph, State of Michigan, have jointly invented a new and useful Carriage Foot-Pad, of which the following is a specification.

The object of this invention is to construct a foot-pad for carriages, provided with a letter, character, ensign, figure, or ornamentation, or a combination thereof, pressed in the materials of which the pad is composed, or pressed in an essential material in the construction, so that the letter or character, &c., shall appear raised on the exterior surface of the foot-pad. It will be understood, of course, that the foot-pad is used as a guard to the side of the carriage-body, where the step is located, so as to prevent the foot of the person entering the carriage from marring the body.

In the drawings forming a part of this specification, Figure 1 is a side elevation showing the foot-pad and a broken side of a carriage-body; Fig. 2, a section on the dotted line 1 1 in Fig. 1, looking from a point below said figure; and Fig. 3 is an enlarged perspective view of a portion of the foot-pad, showing the materials of which it is composed.

Referring to the letters of reference marked on the drawings, B illustrates the side of the carriage-body, where the step is located. (Step not here shown.) The foot-pad here shown is provided with the ordinary metal bars, *a a*, which bars, when the foot-pad is bent upon itself, hold it in shape to hang over the side of the body. *D'*, in Fig. 2, shows the end of the pad which hangs over the inside of the side of the body B. The exterior of this class of pads consists of enameled leather, *r*, and the balance of any suitable flexible material or materials, to give it thickness, and between which to retain the metal bars *a a*.

The above details are given to show the general construction and use of foot-pads to which our invention relates.

The main essential element in our construction, aside from the ordinary exterior, *r*, is a layer of buckram, *t*, or its equivalent, to retain the raised characters in form.

To illustrate the idea of a raised character or characters on the foot-pad, we show the letter B, at *c*, with ornamentation around it.

Raised figures and characters have heretofore been made in foot-pads by securing or stitching molds of the characters beneath the enameled leather *r*, this plan being well illustrated by the bars *a a* in the drawings.

By means of our improvement a great saving in labor and expense is effected. Besides, our pad presents a finer exterior appearance, is lighter, and less liable to become ruined by hard knocks of the foot, as the raised pressed characters, or the portion of pad containing them, will more readily yield than if containing hard molded figures.

Our process of forming the raised characters is to place the pad between a male and a female die, which bear the desired characters, before the glue of the buckram has dried, or the paste or other suitable glutinous material with which the buckram *t* is sized, and subject the pad to pressure between said dies. Thus the characters are formed raised on the exterior surface, which characters, when the buckram has dried in its pressed shape, retain their raised form.

In Fig. 3, *S* is a layer of paper between the enameled leather or cloth *r* and the buckram *t*, to impart a smooth surface to the leather; otherwise the pressure between the dies would leave the imprint of the coarse warp and woof of the buckram *t* in the leather or exterior covering, *r*.

At *u* is shown a back facing of cloth or canvas, to cover the moist surface of the buckram when being pressed, and to assist it in retaining its pressed shape. This is the plan we prefer to follow in constructing the pad; but of course the materials may be changed, so long as the buckram or equivalent and the enameled leather or enameled cloth or other suitable exterior material are employed, and provided with pressed, raised, fixed characters, as explained. Of course, the several layers shown in Fig. 3 are all pasted or glued together one upon another, said layers being shown separated at one end of said figure, to better distinguish them from each other.

Having thus described our invention, what we claim as new, and desire to secure by Letters Patent, is—

5 A carriage foot-pad composed of different materials cemented upon each other, the essential materials being buckram and a suitable exterior layer provided with a letter, figure, character, design, ornamentation, or the like, or a combination thereof, pressed in
10 the cemented materials, and being raised on the exterior surface, substantially as set forth.

In testimony of the foregoing we have hereunto subscribed our names in presence of two witnesses.

HENRY P. BARROWS.
LAWRENCE D. KNOWLES.

Witnesses:

WM. O. PEALER,
M. M. DENISON.