

(No Model.)

W. A. MACK.
CABINET LOCK.

No. 344,844.

Patented July 6, 1886.

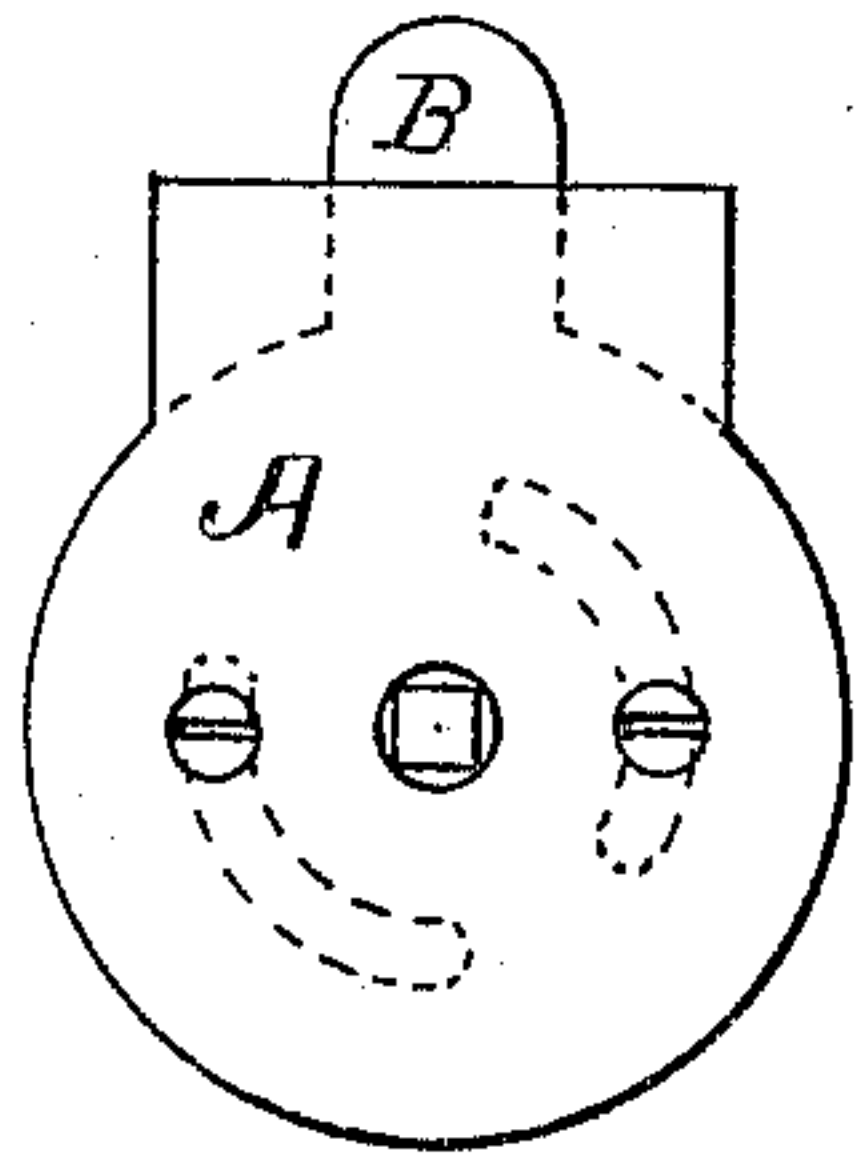


Fig-1-

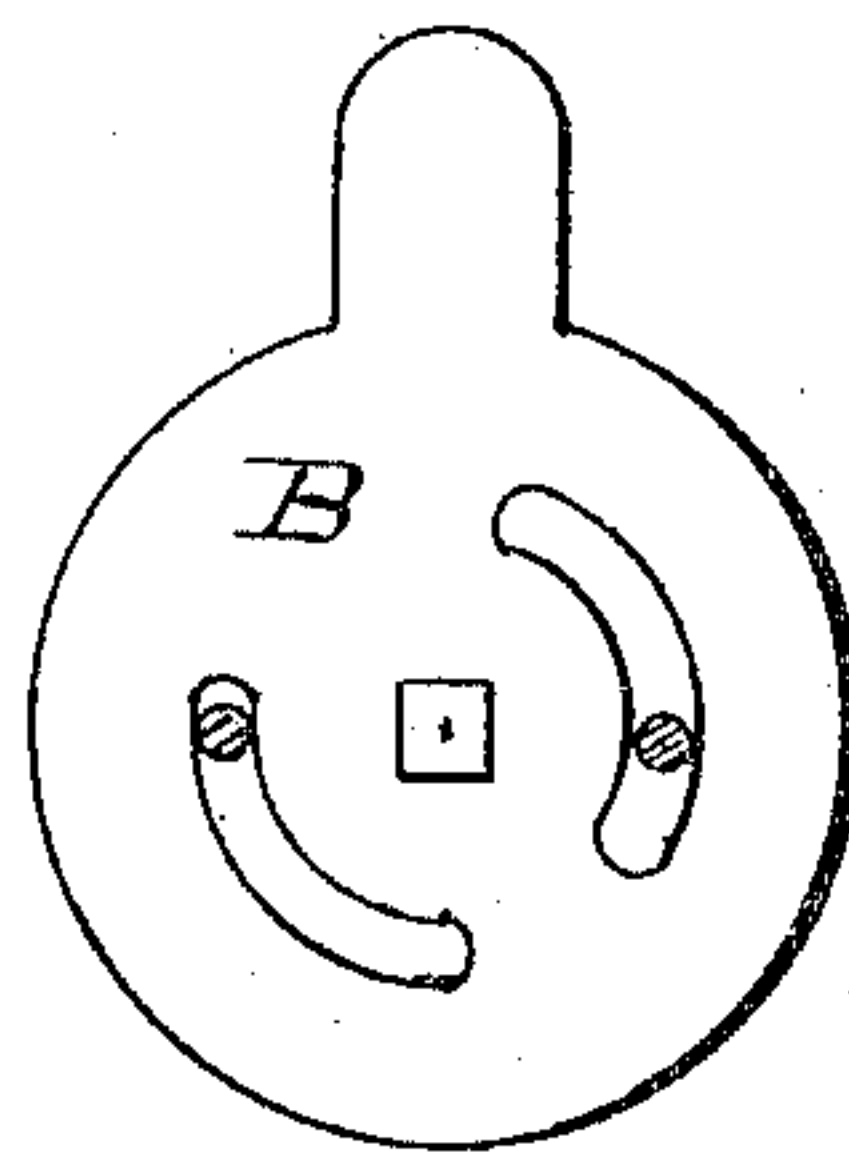


Fig-2-

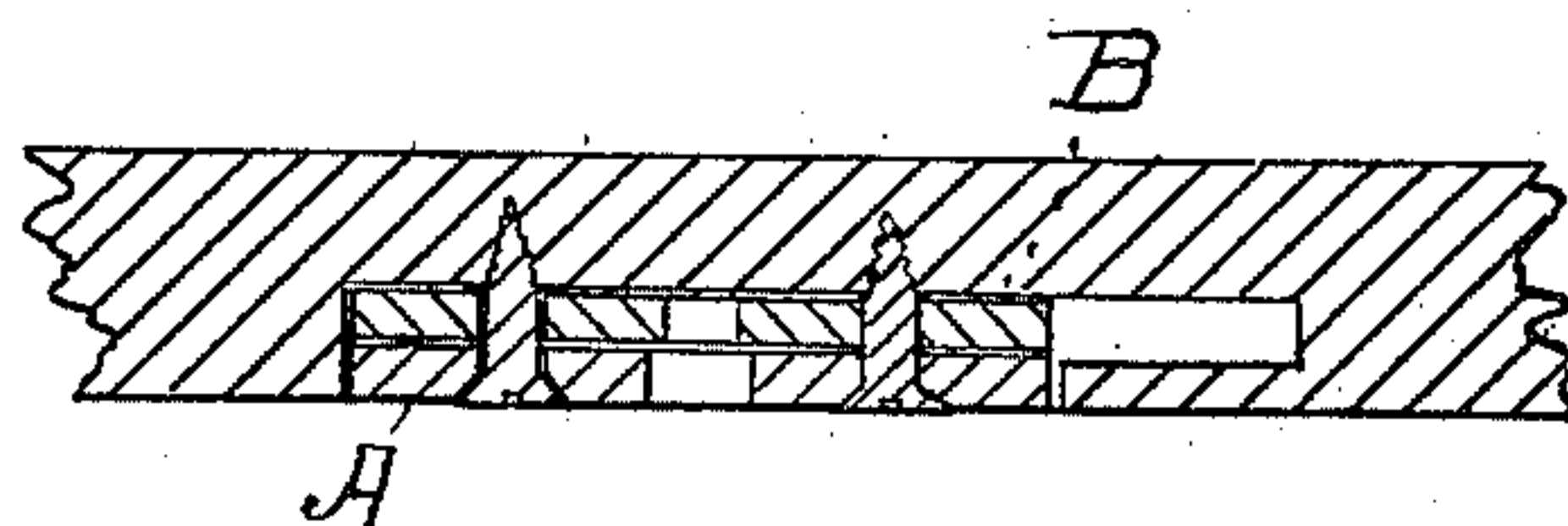


Fig-3-

WITNESSES

Kristen. G. Linnard
W. J. Good

INVENTOR

William A. Mack

UNITED STATES PATENT OFFICE.

WILLIAM A. MACK, OF NORWALK, OHIO.

CABINET-LOCK.

SPECIFICATION forming part of Letters Patent No. 344,844, dated July 6, 1886.

Application filed March 6, 1885. Serial No. 157,875. (No model.)

To all whom it may concern:

Be it known that I, WILLIAM A. MACK, a citizen of the United States, and a resident of the city of Norwalk, Huron county, in the State of Ohio, have invented a new and useful Improvement in Cabinet-Locks, of which the following is a specification.

My invention consists in so constructing a lock that it may be seated in position within the face of a drawer or other article or thing and sunk even with the face surface with very little labor other than what can be accomplished by a bit of the proper diameter, and also in using the fastening-screws of the lock as guides and the proper stop for the movement of the bolt.

Referring to the drawings, Figure 1 represents the face of the lock. Fig. 2 represents the bolt of the lock, and Fig. 3 the several parts shown in section.

A is the main plate, which serves as the escutcheon-face, provided with key and screw holes. The latter are intended to receive the screws, by which the parts are not only held together, but also serve as the only guide and stop for the throw of the bolt.

B is the bolt, provided with a central opening to receive the key, of a form adapted to

prevent the key from turning independently therein.

The parts are so formed and arranged as to be capable of being inserted in proper position by boring a single round hole with a bit or other device for boring, of a depth sufficient to receive and retain the main body in position, with its face even, or nearly so, with the surface of the drawer, door, or other article to which it may be applied, requiring only, in addition, the proper cutting for the angular part of the lock and the space within which the bolt operates.

Having thus described my invention, what I claim as new, and desire to secure by Letters Patent of the United States, is—

A cabinet-lock consisting of a single plate serving as an escutcheon and frame, a bolt provided with a key-opening and two circular guide-slots, and two screws which serve to secure the several parts in position and act as stops for the throw of the bolt, substantially as herein set forth.

WILLIAM A. MACK.

Witnesses:

WM. I. GURD,
KINGSTON G. LINNARD.