

(No Model.)

W. G. BENNETT.

WINDOW LOCK AND BURGLAR ALARM.

No. 344,807.

Patented July 6, 1886.

Fig. 1.

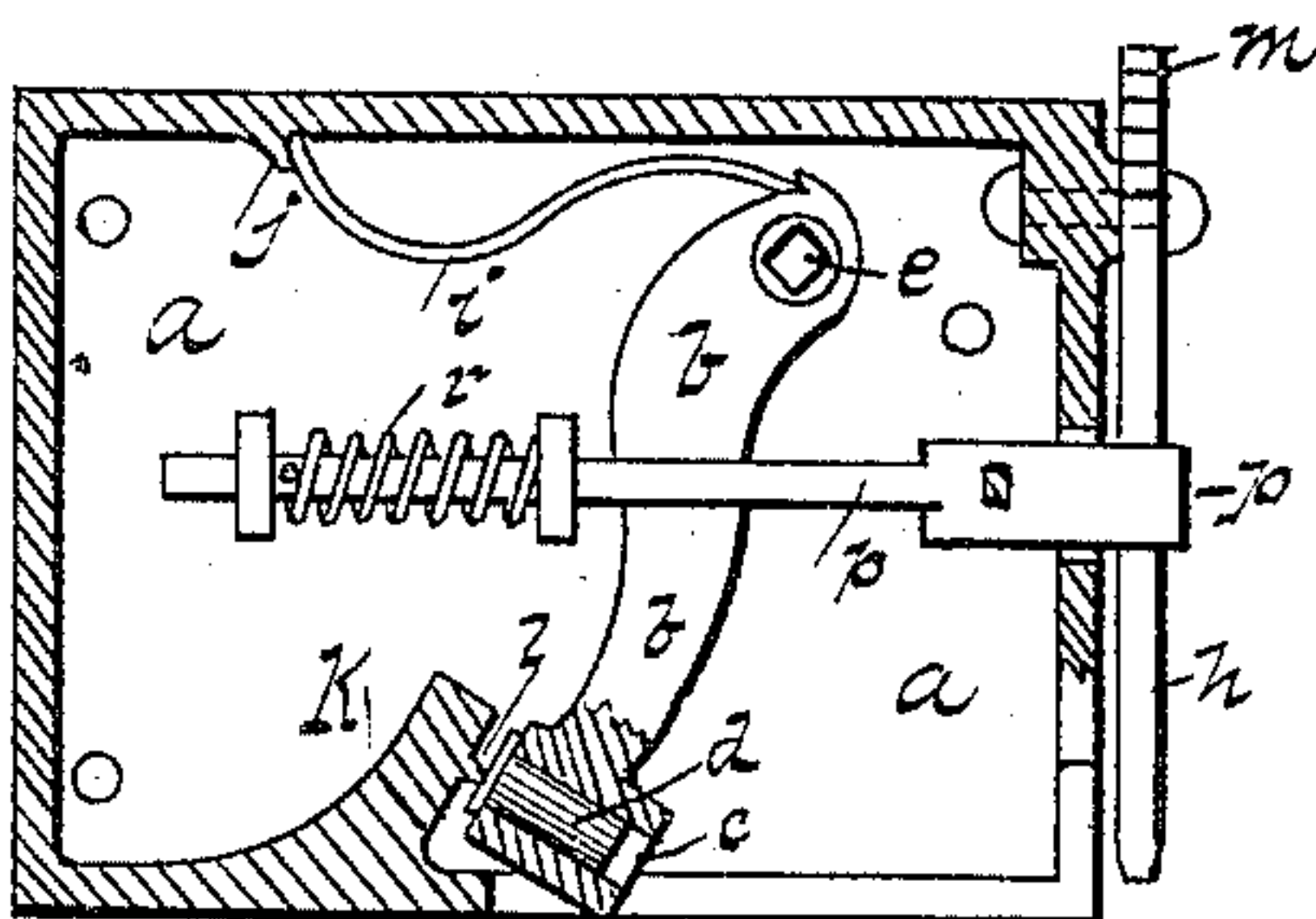


Fig. 2.

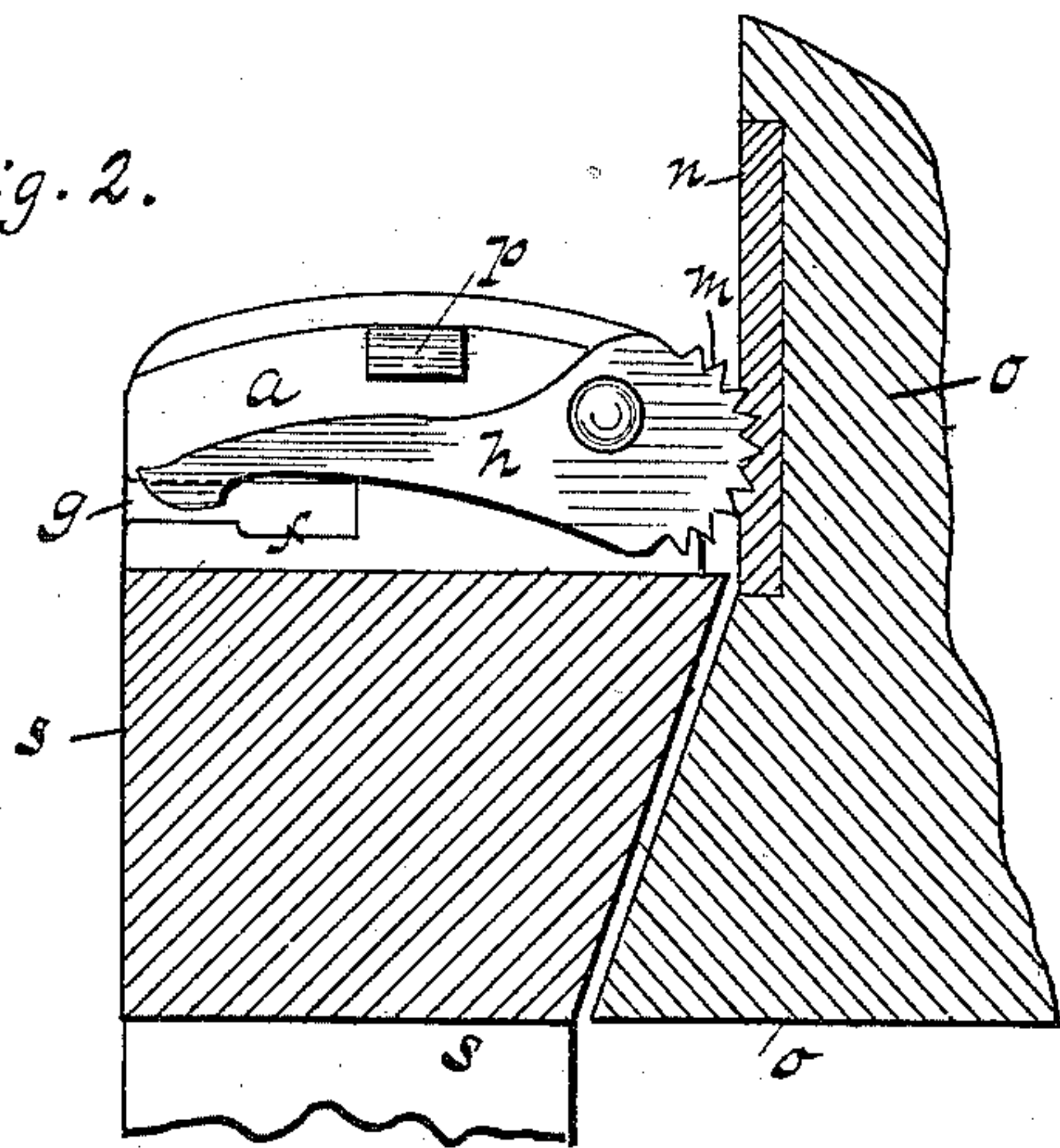
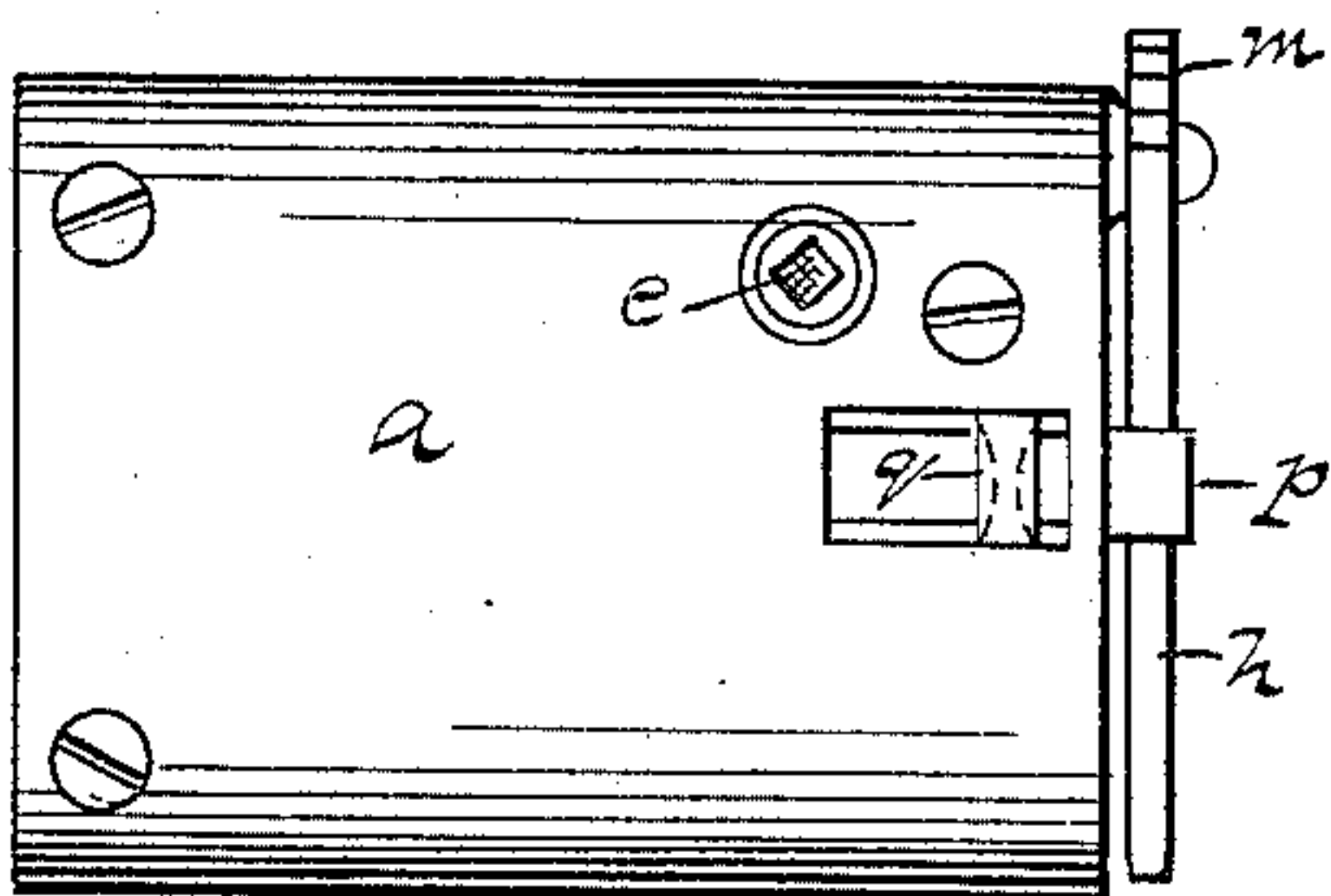


Fig. 3.



Witnesses:
M. E. Harrison.
J. H. Roney

Inventor.
William Gordon Bennett
Per. O. D. Lewis
Attorney.

UNITED STATES PATENT OFFICE.

WILLIAM GORDON BENNETT, OF SHARPSBURG, PENNSYLVANIA.

WINDOW-LOCK AND BURGLAR-ALARM.

SPECIFICATION forming part of Letters Patent No. 344,807, dated July 6, 1886.

Application filed March 20, 1886. Serial No. 196,033. (No model.)

To all whom it may concern:

Be it known that I, WILLIAM GORDON BENNETT, a citizen of the United States, residing at Sharpsburg, in the county of Allegheny and State of Pennsylvania, have invented certain new and useful Improvements in Combined Window-Lock and Burglar-Alarm; and I do hereby declare the following to be a full, clear, and exact description of the invention, such as will enable others skilled in the art to which it pertains to make and use the same, reference being had to the accompanying drawings, which form a part of this specification.

My invention relates to an improvement in combined window-locks and burglar-alarms, the object being to provide a lock for windows that will give an alarm to the inmates of the house should the window to which it is attached be raised or otherwise disturbed; and with this end in view my invention consists in certain details of construction and combination of parts, as will be more fully set forth hereinafter.

In the accompanying drawings, Figure 1 is a sectional plan view of my improved combined window-lock and burglar-alarm constructed in accordance with my invention. Fig. 2 is an end elevation of the same, showing the manner of attachment with the sashes of a window. Fig. 3 is an exterior plan view.

To put my invention into practice, I provide a rectangular metallic shell, *a*, of suitable size and form of construction, and pivot therein a lever, *b*, having a circular opening, *c*, in one end for holding a cap or cartridge, *d*. The other end of this lever *b*, I loosely pivot to the shell *a* and form therein a square opening, *e*, into which a key may be inserted from the outside of the lock, and the lever *b* revolved toward the front and caught in a depression, *f*, formed at the end of the slot *g* in the side of the shell *a*. The lever *b* is held in that position by a bar, *h*, as will be more fully described hereinafter.

To the pivotal end of the lever *b*, I attach a stiff flat spring, *i*, the other end of which rests in a notch, *j*, formed in the side wall of the shell *a*.

On an extension, *k*, from the side wall of the shell *a*, I form a small projection, *l*, within reach of the circular opening *c* of the lever *b*, in which the cap or cartridge *d* is placed.

At one end of the lock I secure an eccen-

tric bar, *h*, having formed on its enlarged end a number of sharp angular teeth or projections; or a strip of rubber secured to the bar *h* may be used, if desired, in place of the angular projections *m*. This eccentric lever or bar *h*, in conjunction with a bolt, *p*, operated by a countersunk knob, *q*, and spring *r*, locks the two sash *o* *s* together. This eccentric bar *h* also confines the lever *b*, holding the cap or cartridge *d* in the depression *f*, formed in the end of the lock.

The operation is as follows: The cap or cartridge *d* is first placed in the opening *c* in the end of the lever *b*. A square-pointed key is placed in the opening *e* at the pivotal end of the lever *b*, and the same is revolved back until caught in the depression *f* in the shell *a*. The bolt *p* is pushed back by means of the countersunk handle *q*, and the eccentric bar *h* drawn down until it rests on the lever *b*, which operation secures the same. The bolt *p* is now allowed to project from the end of the lock. The pressure of the eccentric bar *h* against or under the sash is sufficient to hold the bar *h* and lever *b* in this position. The window is now locked and the alarm set. Should the sash *s* be raised or the upper sash lowered from the outside, there is sufficient space between the bottom or under side of the bolt *p* and the top of the bar *h* to release the lever *b* from the depression *f*, which, actuated by the spring *i*, brings the cartridge *d* in contact with the projection *l* and explodes the same, thus giving an alarm. The bar *h*, resting against the bolt *p*, still keeps the window locked.

Having thus described my invention, what I claim, and desire to secure by Letters Patent, is—

In a combined window-lock and burglar-alarm, the combination consisting of the shell *a*, the pivoted lever *b*, having an opening or receptacle, *c*, formed in one end, in which a cap or cartridge, *d*, may be placed, a spring, *i*, attached to one end of the lever *b*, and in a notch, *j*, in the side wall of the shell *a*, the bolt *p*, and eccentric bar *h*, for locking the window, substantially as and for the purpose described.

WILLIAM GORDON BENNETT.

Witnesses:

W. C. BARR,

M. E. HARRISON.