

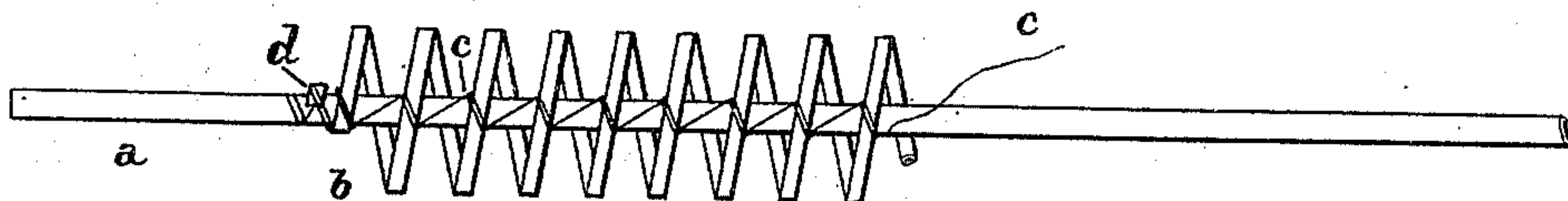
(No Model.)

V. H. BUSCHMANN.

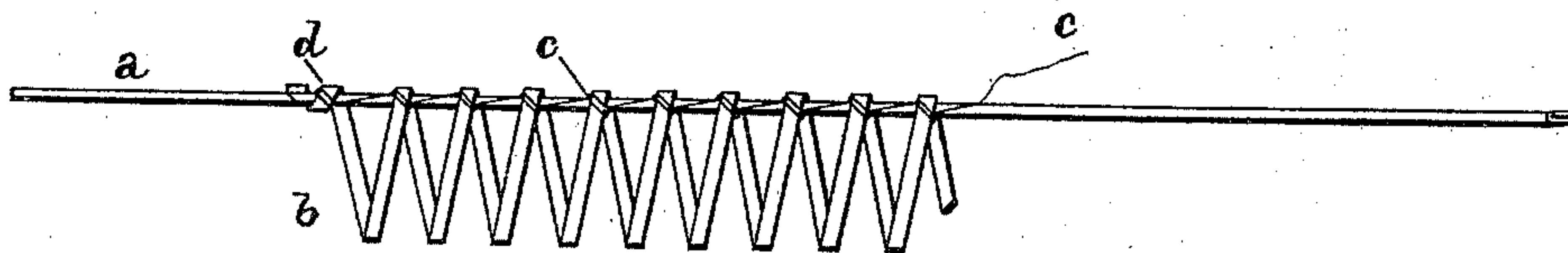
STIFFENING AND DISTENDING SPRING FOR GARMENTS.

No. 344,767.

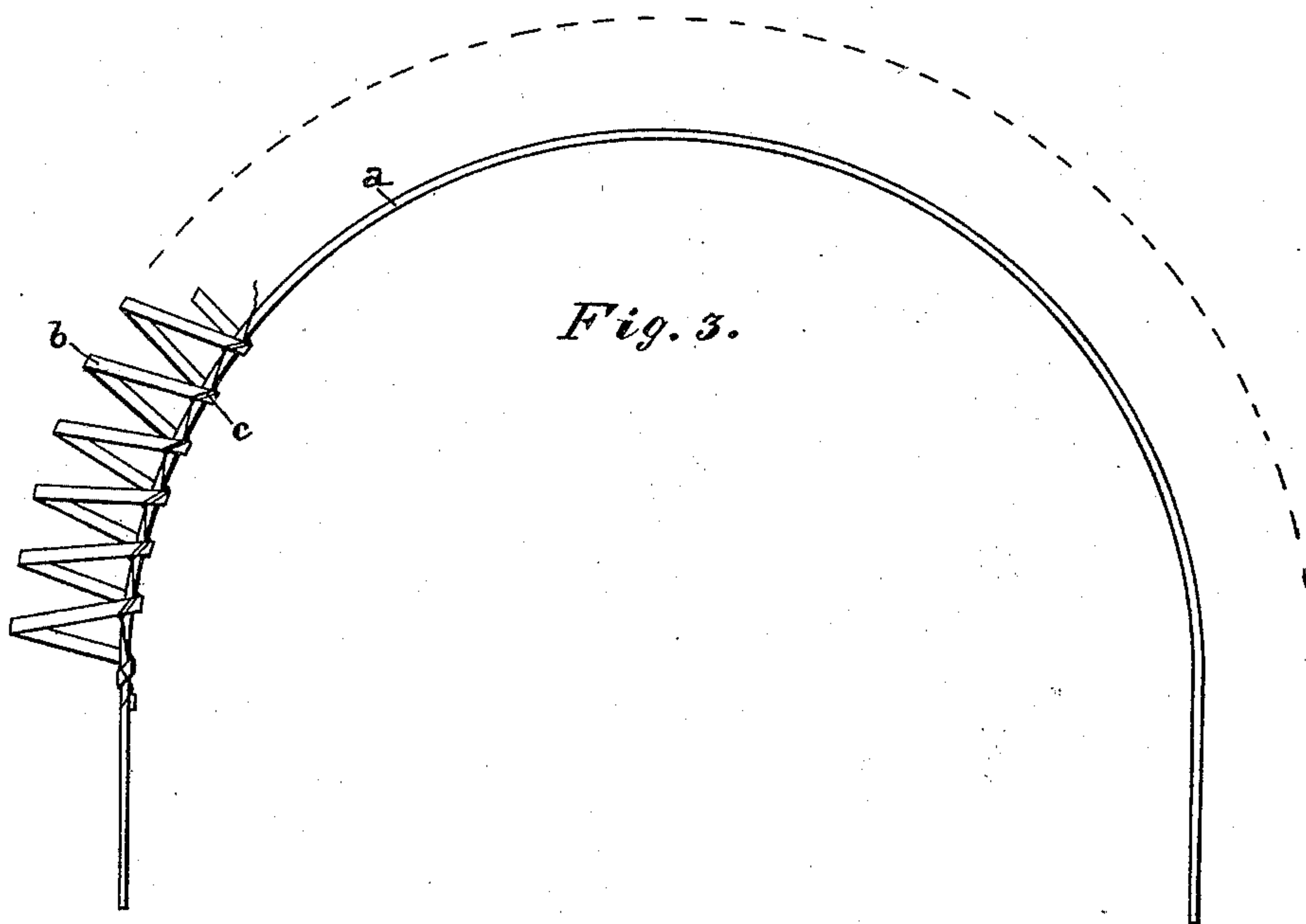
Patented June 29, 1886.



*Fig. 1.*



*Fig. 2.*



*Fig. 3.*

*Witnesses:*

*A. C. Eader*

*John E. Morris.*

*Inventor:*

*V. H. Buschmann*

*By Chas B Mann*

*Attorney*

# UNITED STATES PATENT OFFICE.

VICTOR H. BUSCHMANN, OF BALTIMORE, MARYLAND, ASSIGNOR OF ONE-HALF TO AUGUSTUS H. BRINKMANN, OF SAME PLACE.

## STIFFENING AND DISTENDING SPRING FOR GARMENTS.

SPECIFICATION forming part of Letters Patent No. 344,767, dated June 29, 1886.

Application filed January 23, 1886. Serial No. 189,452. (No model.)

*To all whom it may concern:*

Be it known that I, VICTOR H. BUSCHMANN, a citizen of the United States, residing at Baltimore, in the State of Maryland, have invented certain new and useful Improvements in Springs for Skirts, Bustles, and Panniers, of which the following is a specification.

My invention relates to an improved spring for skirts, bustles, panniers, and like articles of woman's wear.

The accompanying drawings illustrate the invention, which will first be described and then claimed.

Figures 1 and 2 show two different views of the spiral wire attached to the straight wire spring according to my invention. Fig. 3 shows the improved spring bowed.

A straight wire spring, *a*, and a spiral wire, *b*, are connected together in an improved manner, as hereinafter described, and set forth in the claim.

The straight wire *a*, in the present instance, extends through all the coils of the spiral wire *b*, and each coil is made fast or connected to the straight wire by being tied thereto. A suitable thread or a fine wire, *c*, is used to tie the said parts. The thread or fine wire *c* is made fast to the first coil and the straight wire at *d*, and then is wrapped two, three, or more times around the point where the second coil is in contact with the straight wire. These several wrappings of the thread or wire *c* serve to tie the coil firmly to the straight wire *a*. The same thread or fine wire, *c*, is wrapped in like manner around the point where each coil is in contact with the straight wire, and in this manner the spiral wire and straight wire are connected.

It is obvious that the straight wire need not extend through the coils of the spiral wire. It is necessary only that said straight wire be

in contact with all the coils, and this may be effected by placing the straight wire on the outside of the coils, instead of through them.

I am aware that a spiral wire and a straight wire in contact with the coils of the spiral have heretofore been connected together by means of metal clasps having pointed lips. This mode of connection, however, is unsatisfactory in several particulars: First, frequent bowing and straightening out of the combined spring loosens the said metal clasps and causes them to become detached; second, the pointed lips of the said metal clasps catch in the clothing, and, third, metal clasps in a measure destroy the elasticity of the straight wire, so that when the device is bowed, as in Fig. 3 of the drawings, it does not possess the springy characteristic in the desired degree.

A spring constructed as herein described possesses recognized advantages over those where the connection of the spiral wire with the straight wire is effected by means of metal clasps.

Having described my invention, I claim and desire to secure by Letters Patent of the United States—

The combination, in a stiffening and distending spring for garments, of the flexible straight spring-wire *a* and the spiral spring-wire *b*, having its several coils in contact with the said straight wire, and secured by means of a thread or fine wire passing one or more times about the two wires *a* and *b* at the points of contact, as set forth.

In testimony whereof I affix my signature in presence of two witnesses.

VICTOR H. BUSCHMANN.

Witnesses:

JOHN E. MORRIS,  
JNO. T. MADDOX.