

(No Model.)

R. M. THOMAS.

COMBINED WALKING CANE AND WHIP.

No. 344,757.

Patented June 29, 1886.

Fig. 1.

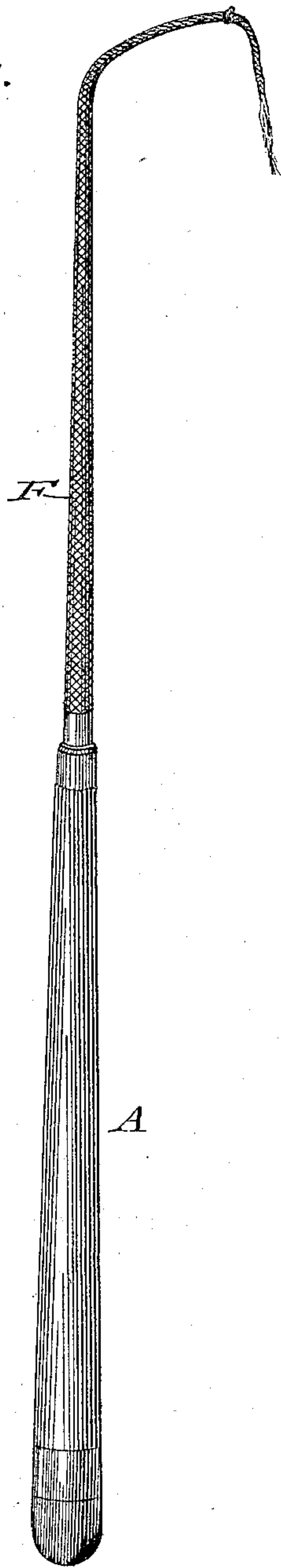


Fig. 2.

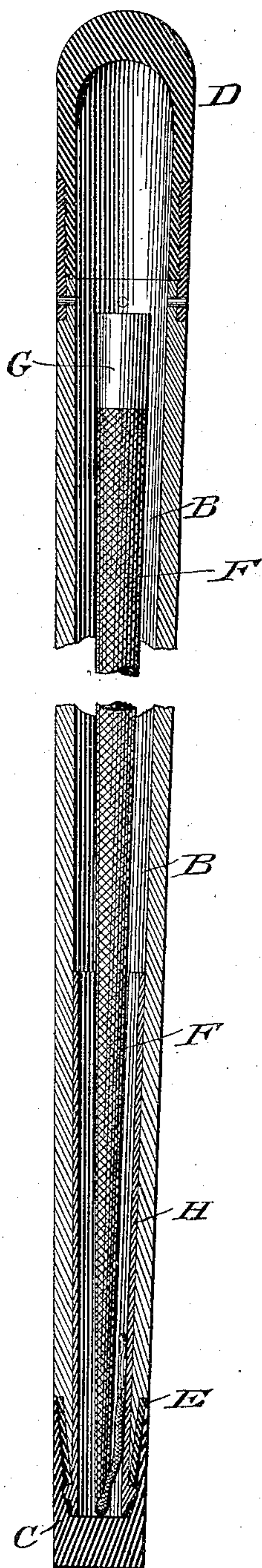
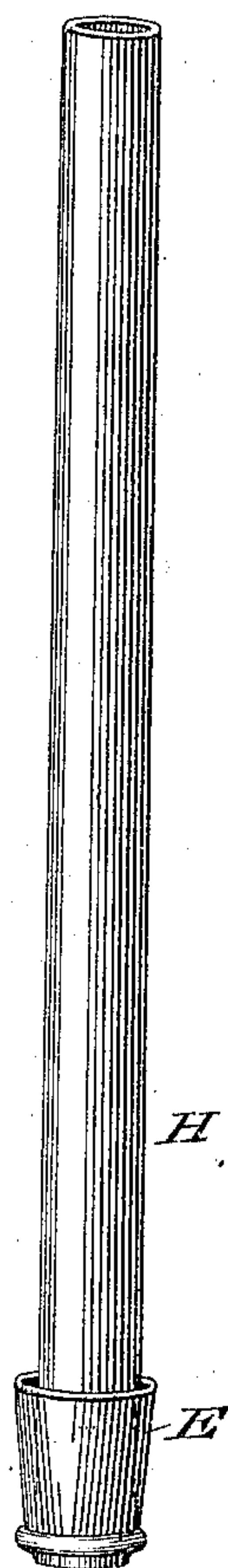


Fig. 3.



Witnesses:

*Hoffman, Styers
Jesse Thomas*

Inventor:

Robert M Thomas

UNITED STATES PATENT OFFICE.

ROBERT M. THOMAS, OF CARDINGTON, OHIO.

COMBINED WALKING-CANE AND WHIP.

SPECIFICATION forming part of Letters Patent No. 344,757, dated June 29, 1886.

Application filed December 26, 1884. Serial No. 151,247. (No model.)

To all whom it may concern:

Be it known that I, ROBERT M. THOMAS, of Cardington, Morrow county, Ohio, have invented a new and useful Improvement in a
5 Combined Cane and Whip; and I do hereby declare that the following is a full description thereof, reference being had to the accompanying drawings, and to the letters of reference thereon.

10 My invention has for its object the provision of a neat compact walking-cane and whip, combined in such a way as that when used as a cane it will have none of the characteristics of a whip, but which shall be capable of being
15 transformed into a long whip, which shall possess all of the qualities and appearances of such an article.

I inclose within the body of the cane-stock a length of whip-stock, which is capable of being drawn out and of forming an extension of the cane-stock, and together with it make a complete and reliable whip.

20 The invention consists in the construction and combination of parts hereinafter set forth, and pointed out in the claims.

25 The accompanying drawings illustrate what I consider the best means for carrying my invention into practice.

Figure 1 is a view of the device extended into the form of a whip. Fig. 2 is a longitudinal central section of the lower or cane-stock end, showing the whip-stock extension lying in the hollow of said stock. Fig. 3 is an elevation of the peculiarly-formed double ferrule
30 or sleeve which I use in the end of the cane-stock section.

Similar letters of reference indicate corresponding parts in all the figures where they occur.

40 A is the cane-stock or section, having the hollow interior B, the butt D, and double sleeve or ferrule H and E. In the hollow of the part A lies the whip-stock extension or section F, of any suitable shape and material, provided

with a band or end ferrule, G, by means of which the part F is held in the part A when extended. A cap, C, is placed over the open end of whip-stock, to serve the double purpose of a ferrule for the cane and a holding plug or stopper for the part A, to keep the
50 part F in place when the device is used as a cane.

The ferrule or sleeve H may extend into the hollow stock to any desired length, and is placed in said part after the whip-section is set in place therein. The outer end of ferrule or sleeve H forms the socket or holding means for the band or part G when the whip-section is extended, and holds the two parts together
55 securely by frictional contact.

60 The outer end of ferrule or sleeve H is provided with an enlargement around it, as shown, which supports the external ferrule or cuff, E, which surrounds the end of part A, and gives it a finish at the same time that it adds strength and security to said part.

I am aware that telescope canes and whips have been known, and I do not claim such, broadly; but

What I do claim, and desire to secure by Letters Patent, is—

1. A combined cane and whip consisting of the hollow section A, having the interior sleeve or ferrule, H, set in its lower end, and the extensible section F, lying in said hollow
75 section A, substantially as described.

2. In a combined whip and cane, the combination of the hollow section A, the internal sleeve or ferrule, H, set in the lower or open end thereof, and the external ferrule, E, surrounding the lower end of the part A and resting upon an enlargement on sleeve H, with the extensible section F, substantially as set forth.

ROBERT M. THOMAS.

Witnesses:

JESEE THOMAS,
HOFFMAN MYERS.