

(No Model.)

S. E. NIES.
SASH CORD FASTENER.

No. 344,748.

Patented June 29, 1886.

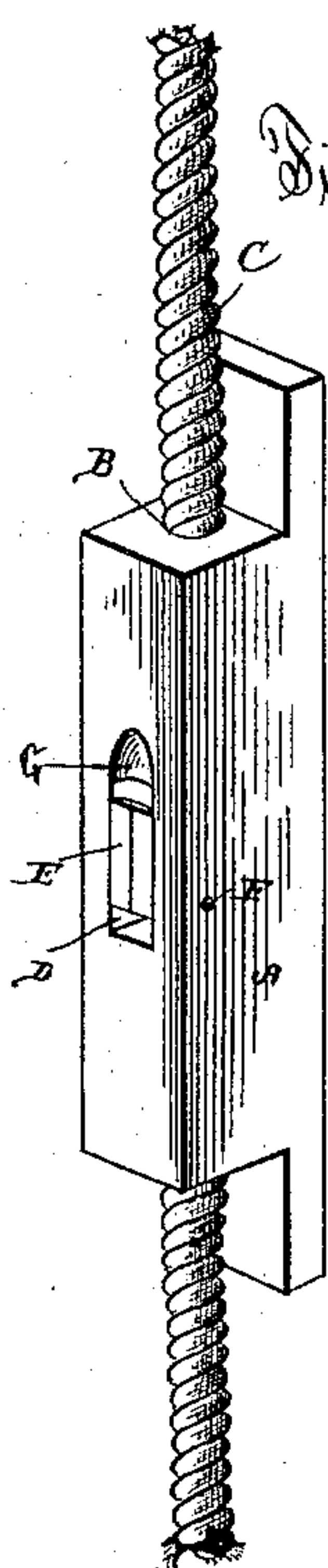


Fig. 1.

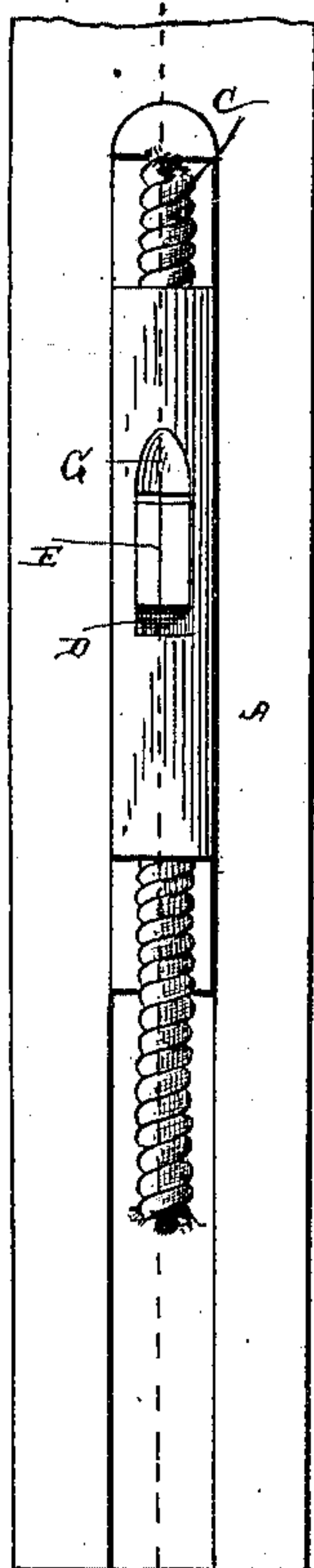


Fig. 2.

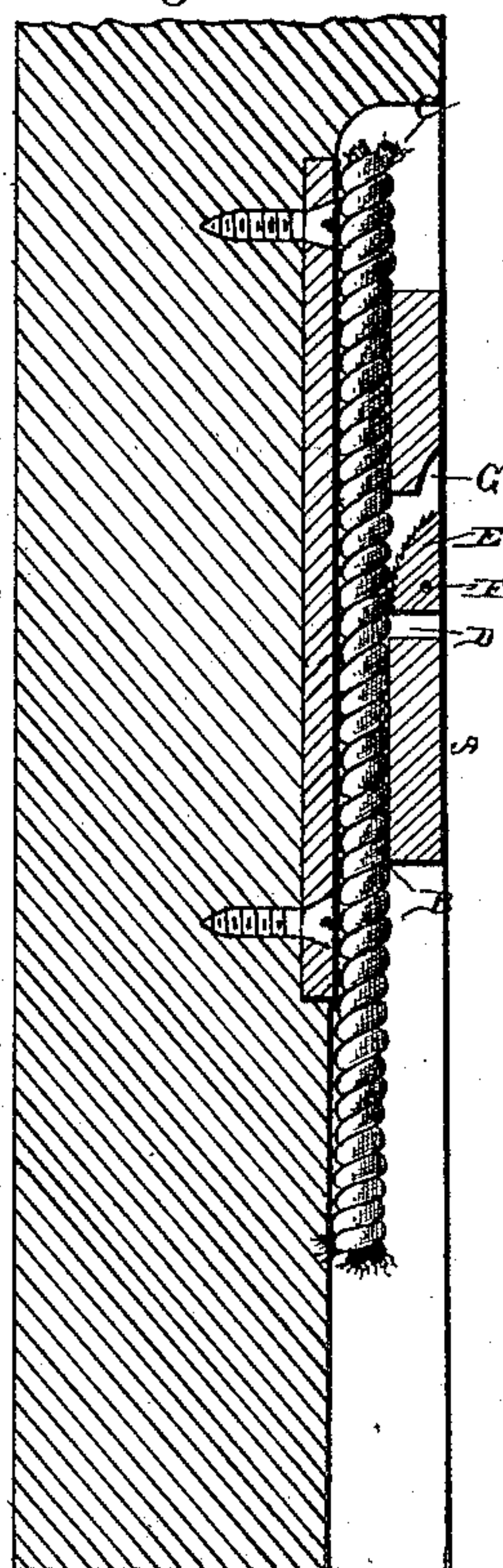


Fig. 3.

WITNESSES
F. L. Curand
Edward Stanton

Samuel E. Nies.
INVENTOR
By Louis Bagges & Co.
Attorneys

UNITED STATES PATENT OFFICE.

SAMUEL E. NIES, OF READING, PENNSYLVANIA.

SASH-CORD FASTENER.

SPECIFICATION forming part of Letters Patent No. 344,748, dated June 29, 1886.

Application filed April 26, 1886. Serial No. 200,242. (No model.)

To all whom it may concern:

Be it known that I, SAMUEL E. NIES, a citizen of the United States, and a resident of Reading, in the county of Berks and State of Pennsylvania, have invented certain new and useful Improvements in Rope or Cord Clamps; and I do hereby declare that the following is a full, clear, and exact description of the invention, which will enable others skilled in the art to which it appertains to make and use the same, reference being had to the accompanying drawings, which form a part of this specification, and in which—

Figure 1 is a perspective view showing my improved rope or cord clamp in operation holding a cord. Fig. 2 is a face view of the same applied to the edge of a window-sash, and Fig. 3 is a longitudinal sectional view taken on line *x x* of Fig. 2.

Similar letters of reference indicate corresponding parts in all the figures.

My invention has relation to that class of clamps for cords or ropes in which the cord or rope is clamped by an eccentric disk pressing against the cord or rope; and it consists in the improved construction and combination of parts of the same, as hereinafter more fully described and claimed.

In the accompanying drawings, the letter A indicates the casing of the clamp, which casing may be of any suitable shape, according to the character of the article to which it is to be attached, and this casing is formed with a longitudinal perforation, B, through which the cord or rope C is passed. A longitudinal slot or recess, D, extends from the face of the casing into the perforation, and two disks, E E, having rounded and serrated edges, are pivoted eccentrically in this slot or recess upon a pin or bolt, F. The inner portions of these disks have a greater bulge or eccentricity than the outer portions, so that the serrated edges of the disks will bear hardest against the rope or cord in the perforation when the straight outer edges of the disks are flush with the outer face of the casing, and consequently the inner portions of the curved and serrated edges bear against the rope or cord. The cord or rope will secure itself in

the clamp when drawn in a direction toward the less eccentric portions of the disks, while it may be released by drawing it in the opposite direction, and the casing and the perforation may be made of any desired size, according to the size of the rope which is to be secured within it.

When the clamp is used for cord or for small rope, the end of the slot toward which the outer ends of the eccentric clamping-disks project is formed with a notch, G, for the purpose of admitting a nail or finger for the purpose of raising the disks and releasing the rope or cord; but when the clamp is large and used for large rope or cable the disks may be provided with suitable handles, by means of which they may be tilted.

The clamp in its smaller sizes may be used for the purpose of securing sash-cords, as seen in Figs. 2 and 3, for bale or shock ties, for a bag-fastener, or any other purpose, and in its larger sizes the clamp may be used for holding all ropes or cables in engineering, on ship-board, or for any other purposes where it is desirable to have a clamp for a rope or cable, which will increase its hold upon the rope or cable as the strain upon the rope or cable is increased, and which will not release the rope or cable without either its casing or the rope or cable breaking.

It will be seen that by having two eccentric and serrated clamping-disks the security for clamping the cord or rope will be greater, and the hold upon the cord or rope more positive, than if only one disk were pivoted in the slot, inasmuch as one disk may catch the rope and engage it, while the other disk might fail to catch it, and the serrations will bite in the rope at different places, as it is exceptional that the serrations of both disks should be placed so as to register.

Having thus described my invention, I claim and desire to secure by Letters Patent of the United States—

The combination of a window-sash with a cord-clamp secured in the cord-recess of said sash, said clamp consisting of a casing having a longitudinal perforation formed with a longitudinal slot or recess at one side, having a

notch at one end of the slot or recess, and
two disks pivoted upon a pin or bolt in one
end of the slot or recess, near the edges of the
same, and having two straight edges, and one
5 curved and serrated edge having a lesser ec-
centricity toward the inner end, as and for the
purpose shown and set forth.

In testimony that I claim the foregoing as
my own I have hereunto affixed my signature
in presence of two witnesses.

SAMUEL E. NIES.

Witnesses:

JOHN DENHARD,
AMOS GABLE.