

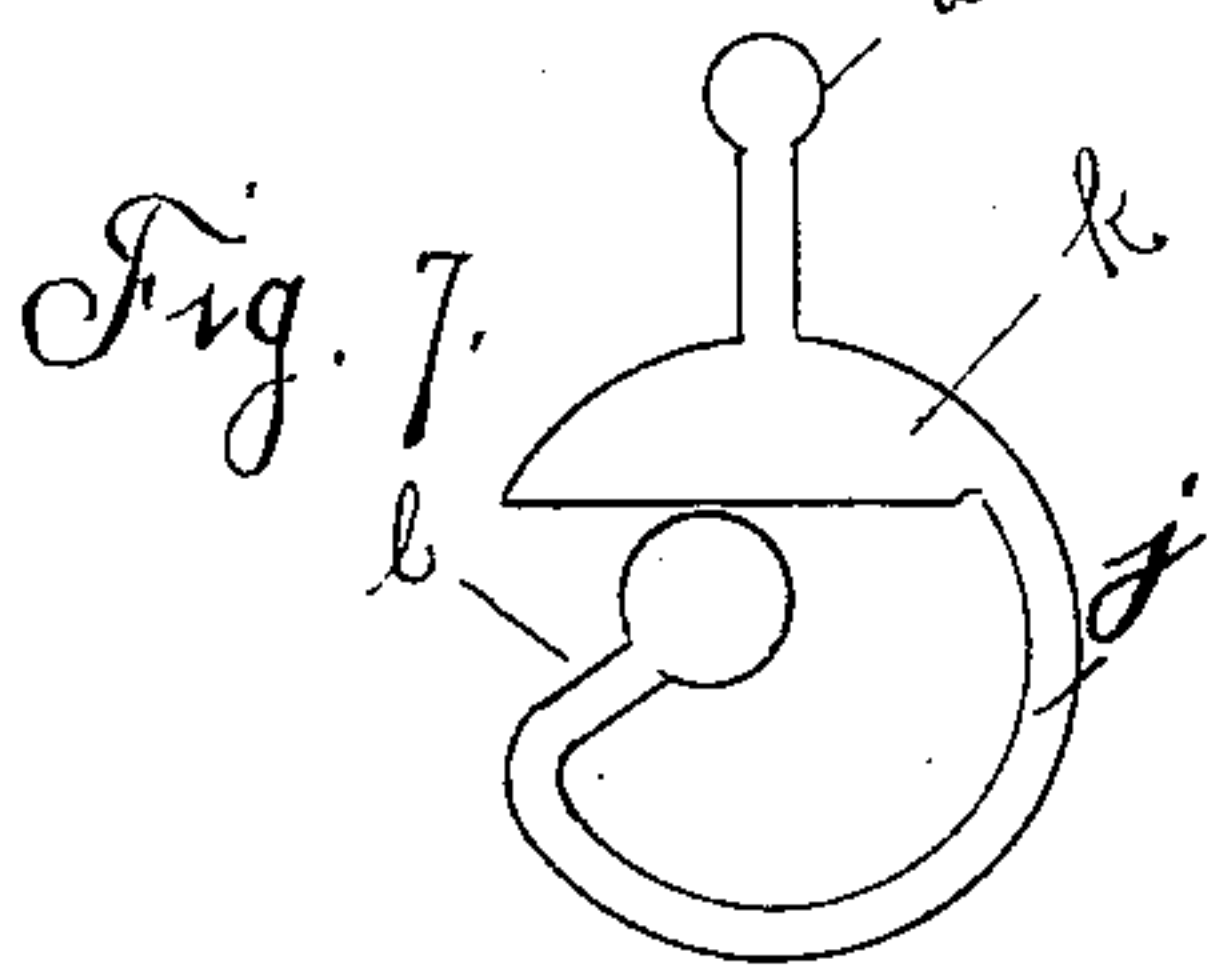
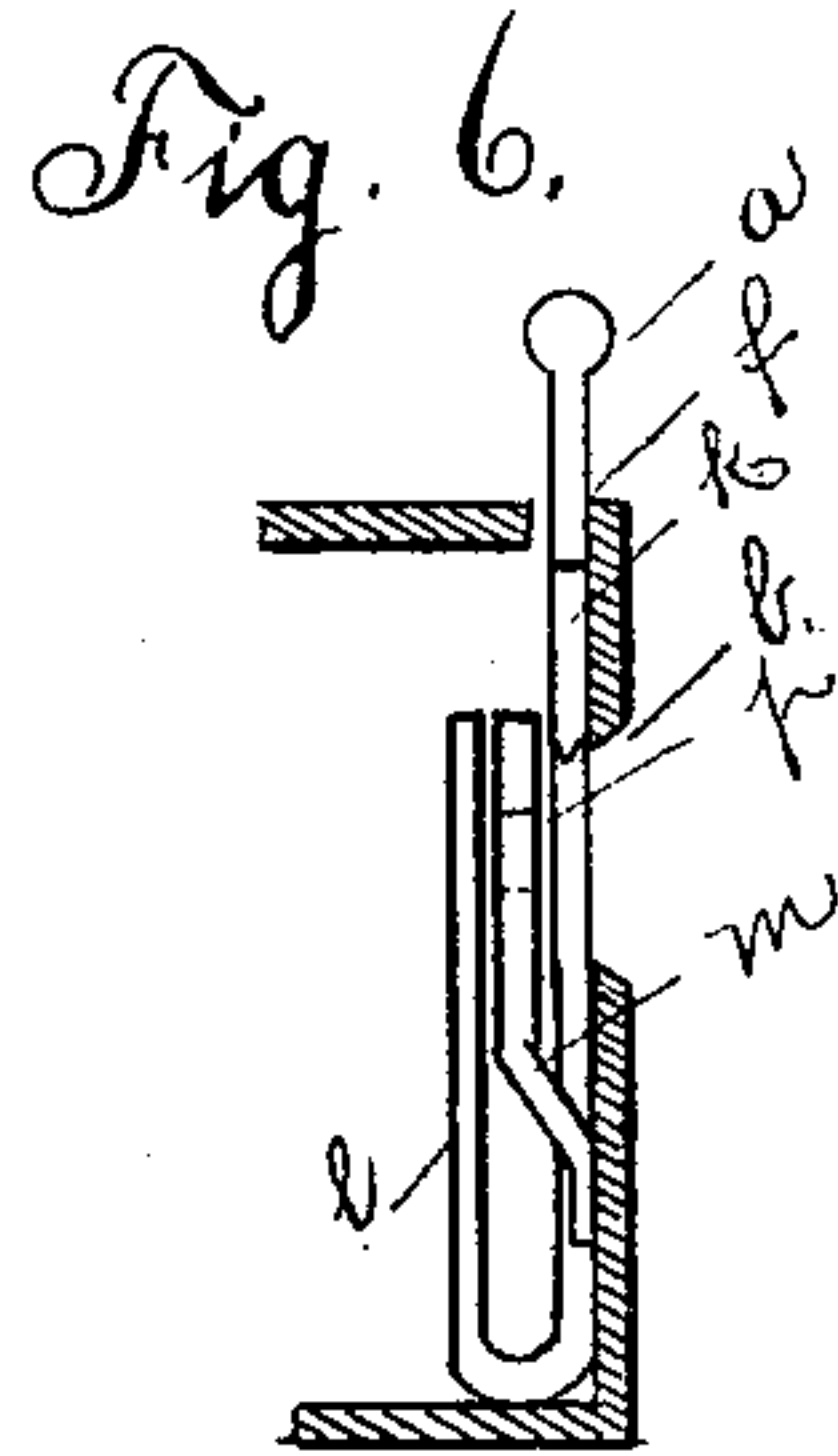
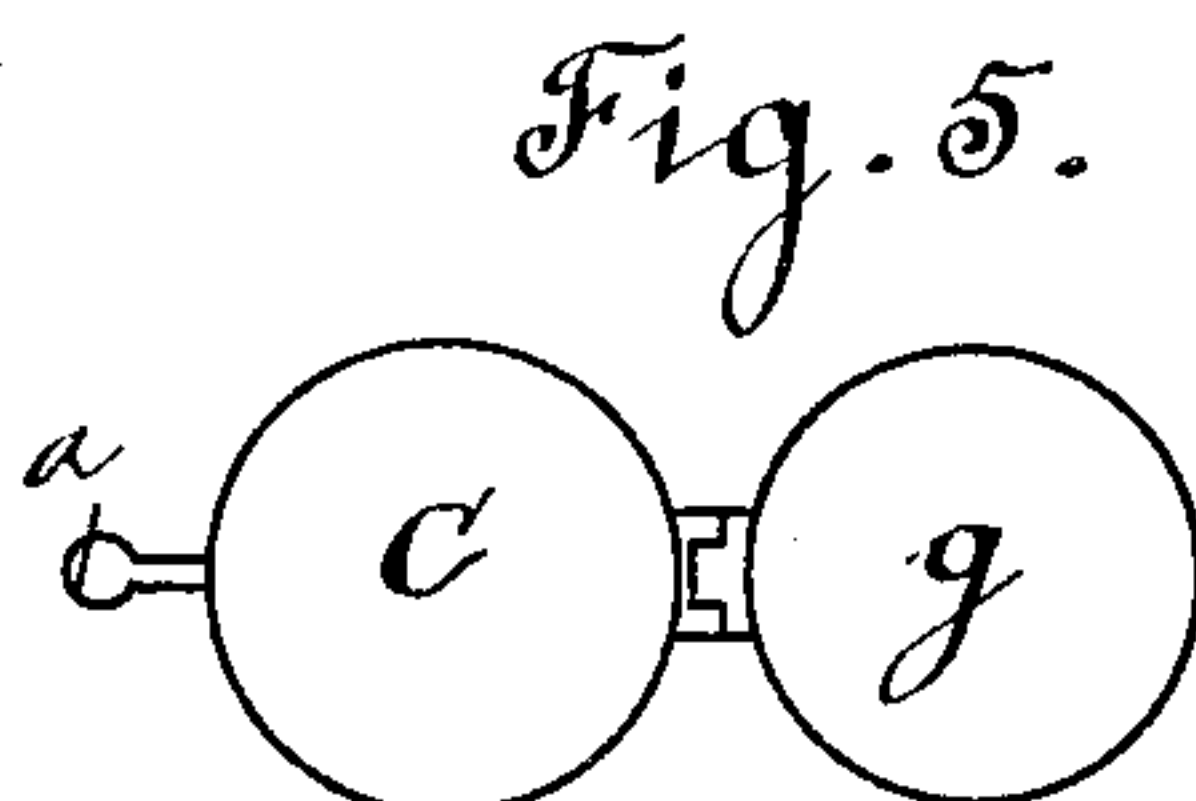
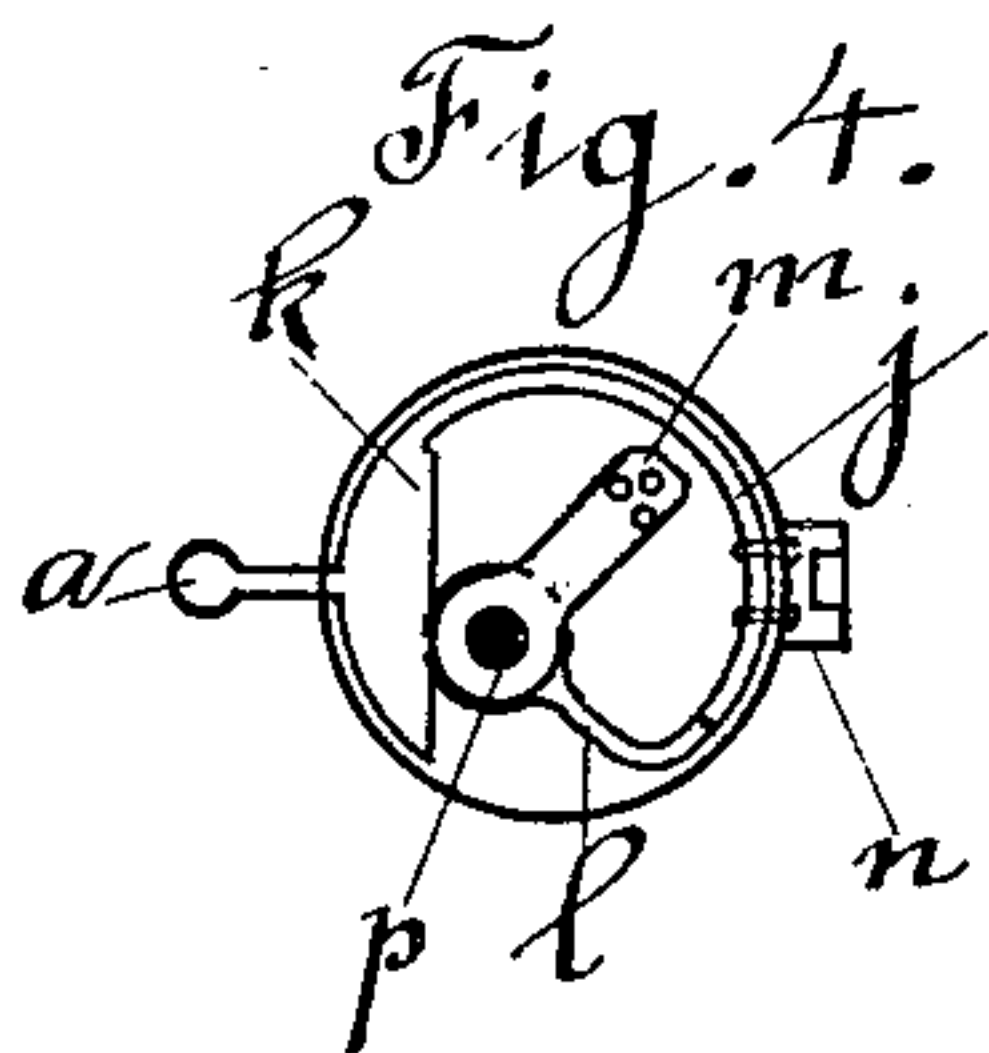
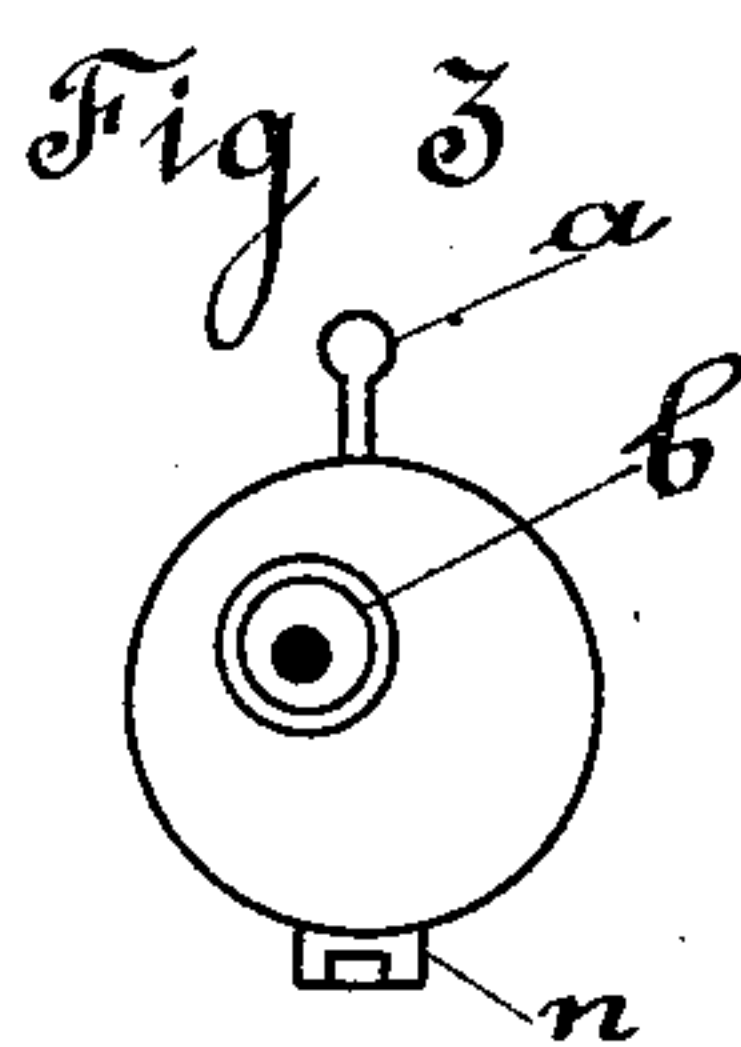
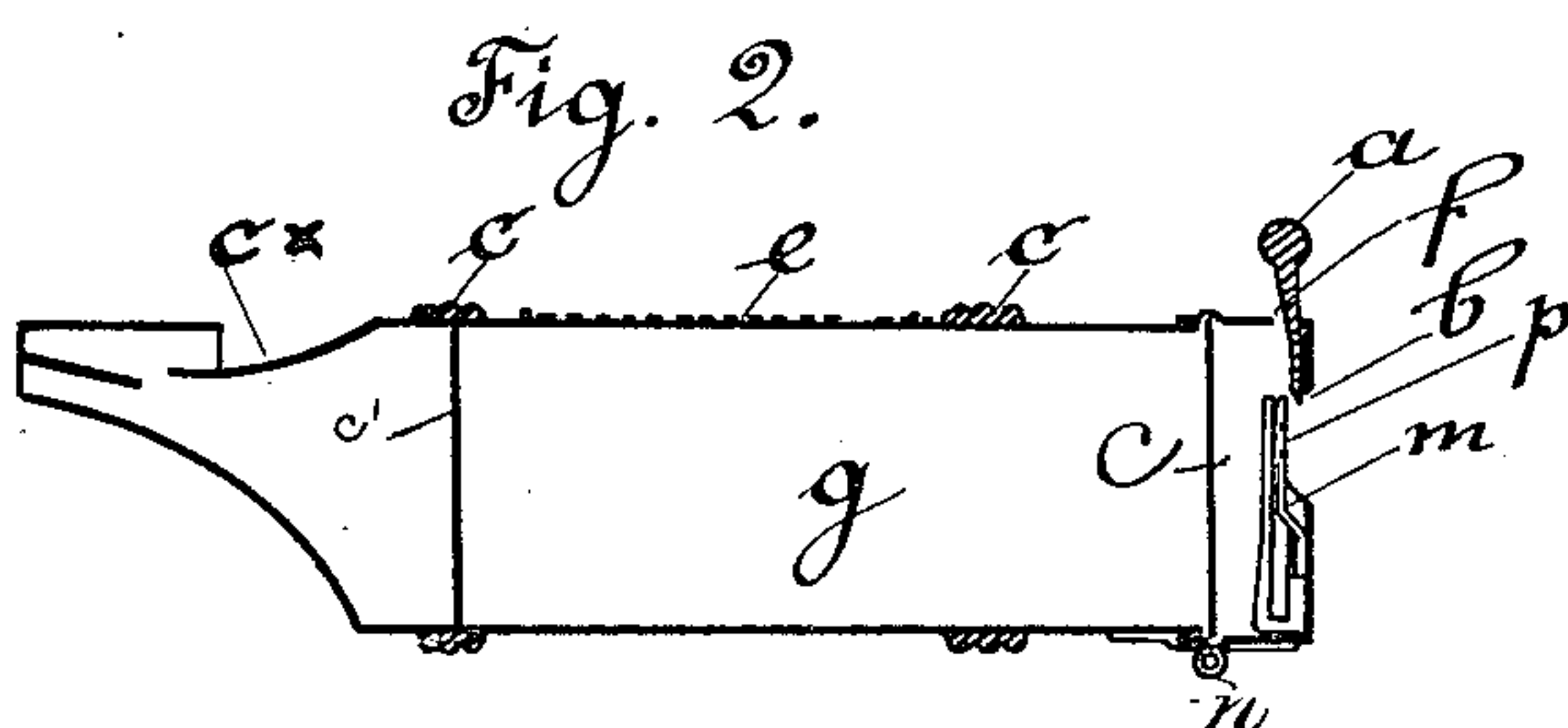
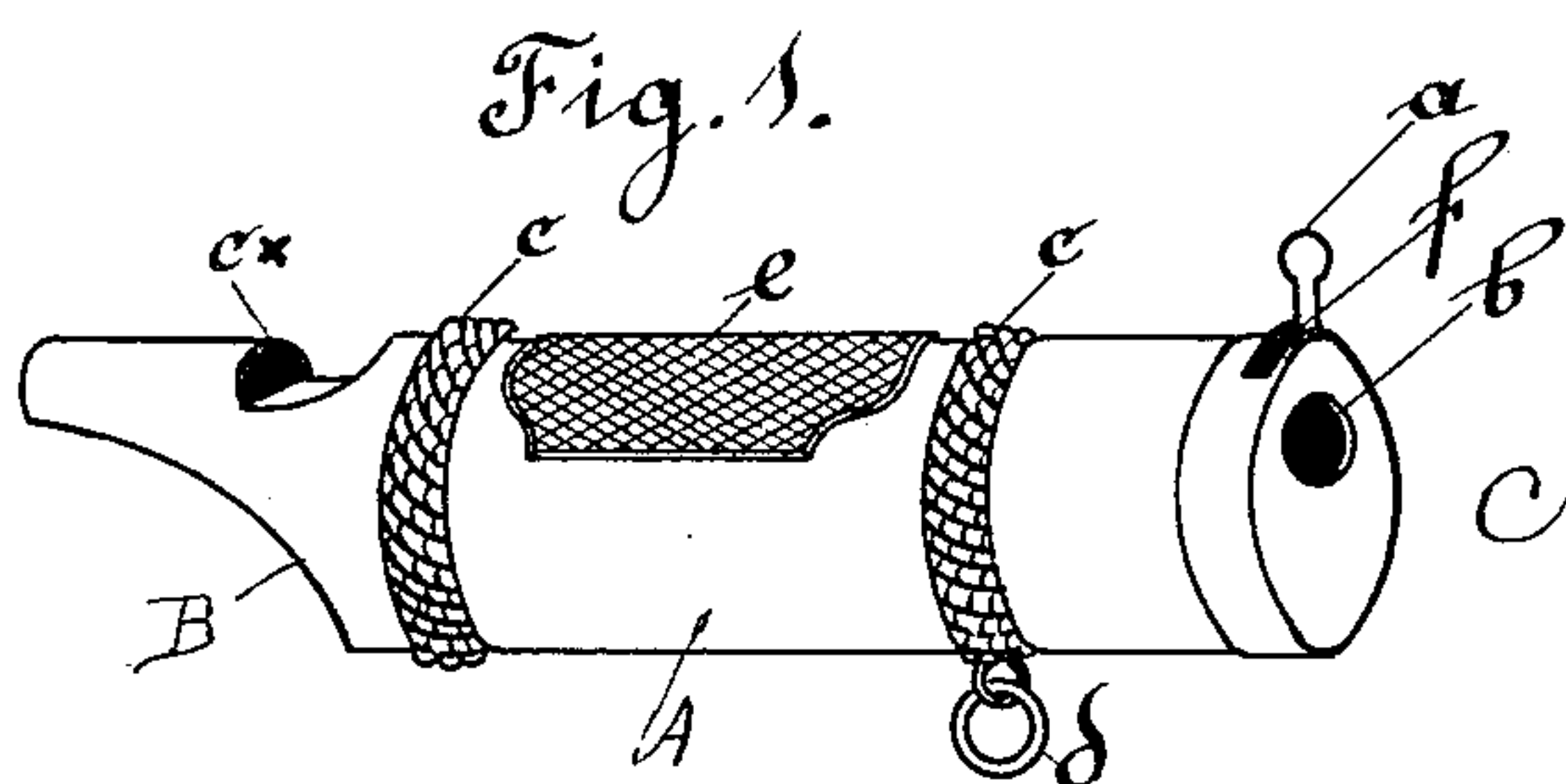
(No Model.)

A. GRETH.

COMBINED WHISTLE, MATCH SAFE, AND CIGAR CUTTER.

No. 344,370.

Patented June 29, 1886.



Witnesses:

S. A. Owen.

Jos. Greth

Inventor:

August Greth

By his Att'y.

Alphonso Smith

UNITED STATES PATENT OFFICE.

AUGUST GRETH, OF SAN FRANCISCO, CALIFORNIA.

COMBINED WHISTLE, MATCH-SAFE, AND CIGAR-CUTTER.

SPECIFICATION forming part of Letters Patent No. 344,370, dated June 29, 1886.

Application filed March 23, 1885. Serial No. 159,903. (No model.)

To all whom it may concern:

Be it known that I, AUGUST GRETH, of San Francisco, State of California, have made and invented a novel and useful device in the form of a Combined Whistle, Match-Safe, and Cigar-Cutter for the Pocket; and I hereby declare that the following is a full, clear, and exact description of the same, reference being had to the accompanying drawings.

My invention relates to a combined whistle, match-safe, and cigar-cutter, and will be understood by the following specification and claims.

Figure 1 is a perspective view of my device having a whistle at one end, a match-box in the center, and a cigar-cutter at the other end, the case or cover of said cigar-cutter forming the lid or cover to the match-box, the whole encircled by two ornamental bands, and having a friction-surface on the outside. Fig. 2 is a central longitudinal section showing the recess for matches, the whistle-chamber, and the device for cutting the cigar. Fig. 3 is an end view showing the opening for the cigar tip, the small thumb-piece or lever for cutting the same, and the hinge which connects the cover to the match-safe. Fig. 4 is an open end view showing the mechanism for cutting the cigar and throwing out the cut tip. Fig. 5 is an end view with the cover containing the apparatus for cutting the cigar, open, exposing the recess for the matches. Fig. 6 is an edge elevation of tip cutting and ejecting devices shown in relation to a portion of the case, and Fig. 7 is a view of the knife-spring detached.

Similar letters refer to similar parts in all the figures in which they occur.

The body A has on its outer surface a scratch-plate, *e*, and is encircled by two ornamental bands, *c c*, one of which has a ring, *d*, attached to it. The whistle B forms one end of the body A, and has an opening, *e**. The cigar-cutter case C forms the other end, and is fastened to the body A by a hinge, *n*, and has an opening, *b*.

The cigar-cutting mechanism is contained in the case C.

a is the small thumb-piece or lever working through slot *f*, by means of which the knife *k* is operated. The knife *k* is mounted upon or formed with a circular spring, *j*, which tends to keep it normally thrown out, as shown in

Figs. 2 and 4. When the tip of a cigar is inserted through the opening *b*, the knife is depressed and caused to move upon and sever the tip by pressure applied to the thumb-piece *a*, thereby overcoming the spring, and when the pressure is released the recoil of said spring will cause the knife to assume its normal position. The spring *j* is joined to the case at the hinge *n*, as shown, and is extended past said point and forms a spring, *l*, with a broadened head, as shown. This spring *l* has an outward force in a line parallel with the axial line of the device. A guide, *m*, secured to one end of the case, as shown in Fig. 4, has its free end lying over the broadened head of spring *l*. This guide *m* is provided with an opening, *p*, which receives the tip of the cigar and holds it when severed by the knife, which descends between guide *m* and the opening *b*. When the tip is inserted, the spring *l* yields and is pressed back. When the tip is cut off, knife thrown up, and cigar removed, the force of the spring *l* will eject the severed tip through opening *b*, and the device will be ready for action again. The greater portion of the body A is hollow and forms a match-receptacle, *g*, as shown, of which receptacle the case C forms the head or cover, while a partition, *c'*, divides it from the whistle end and forms the bottom of the match-safe.

Having thus described my invention, what I claim is—

1. In a cigar-cutting device, the combination, in a suitable frame or case, of the spring *j* and knife *k*, connected therewith, and a spring, *l*, for ejecting the severed tip, as set forth.

2. In a cigar-cutting device, the combination of spring-knife *k*, ejecting-spring *l*, and guide *m*, having an opening, *p*, for the reception of the tip.

3. The combined whistle, match-safe, and cigar-cutter, consisting of the body A, having the chamber *g*, the whistle portion B, having the partition *c'* between it and the match-safe, and the cigar-cutting mechanism and case therefor, hinged to and forming the lid or cover for the safe *g*, as set forth.

AUGUST GRETH. [L. S.]

Witnesses:

H. H. WADSWORTH,
S. A. OWEN.