

(No Model.)

E. ARNHEIM.

CAP.

No. 344,231.

Patented June 22, 1886.

Fig. 1.

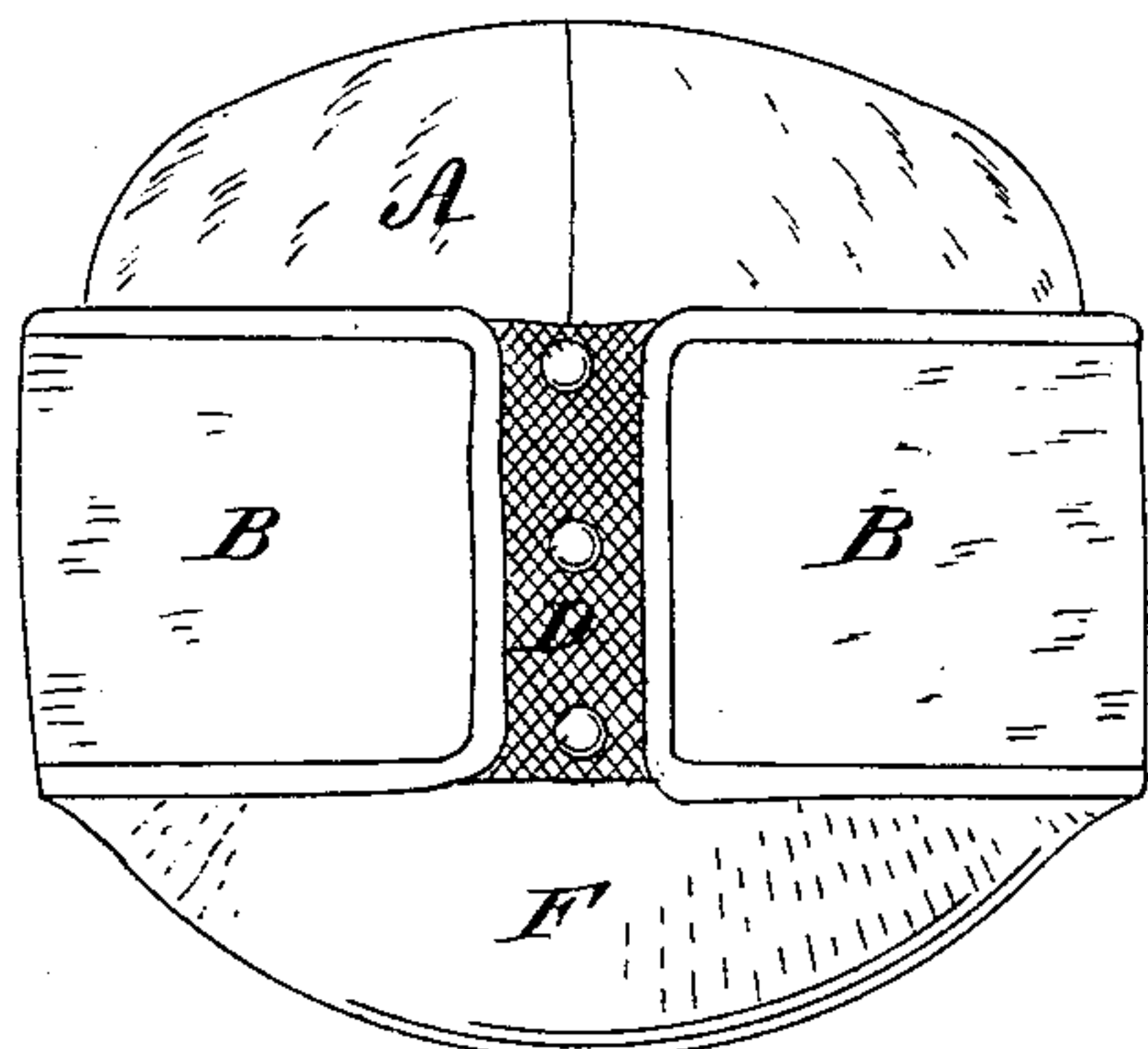


Fig. 2.

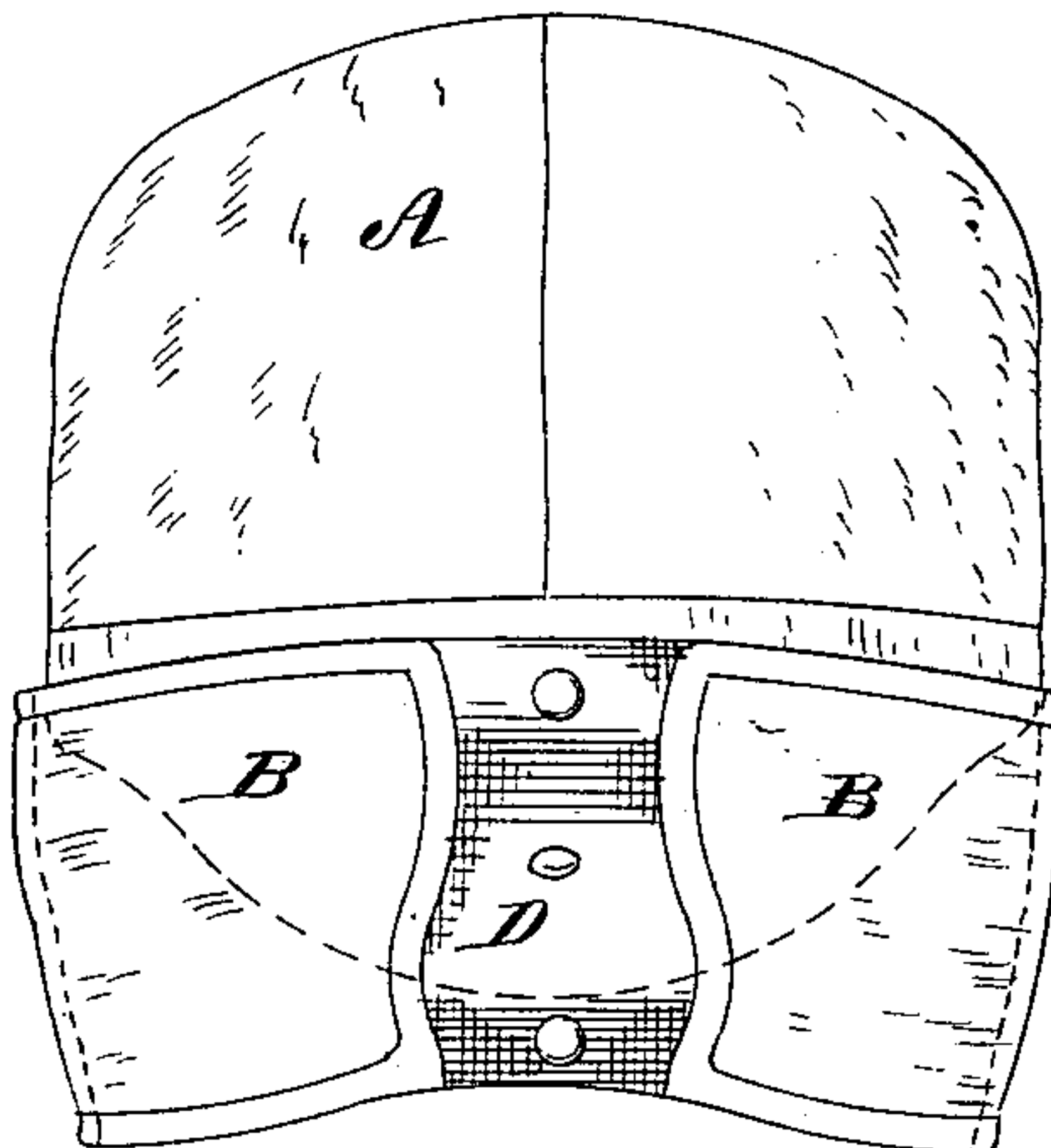


Fig. 3.

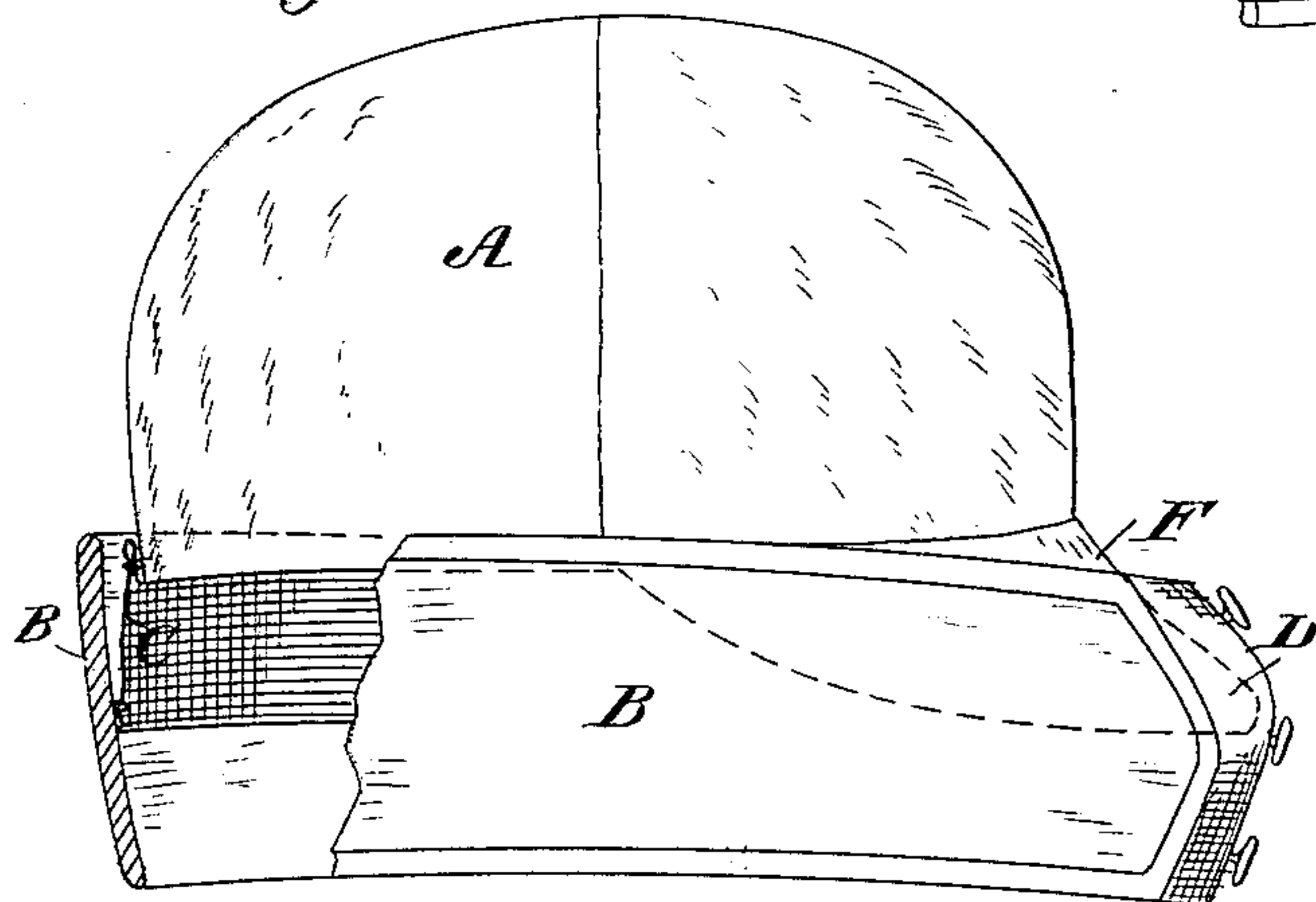
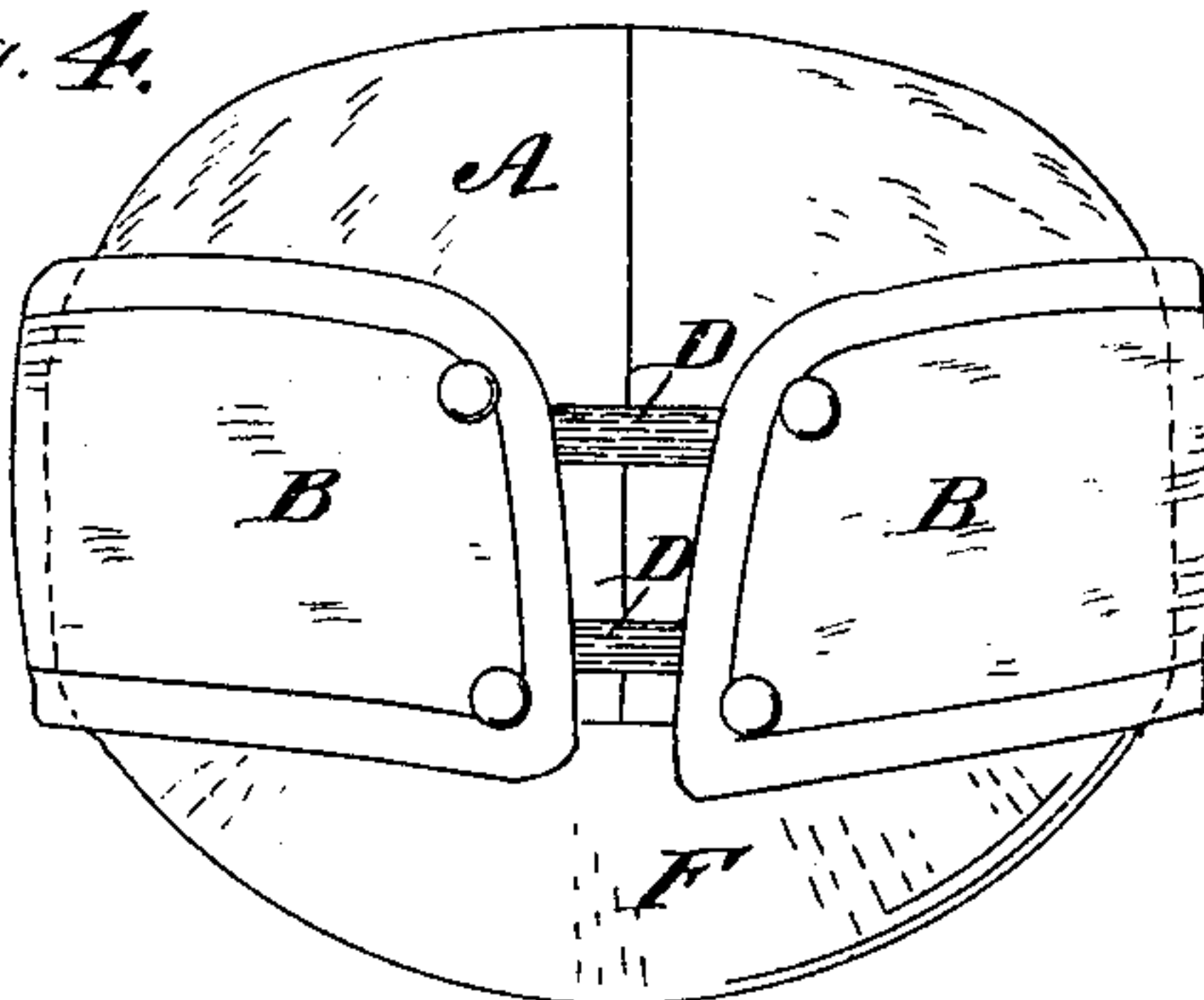


Fig. 4.



Inventor.

Engene Arnheim

by

C. Wythe Butts
Attorney

Witnesses.
H. F. Parker.
Thomas Hunt.

UNITED STATES PATENT OFFICE.

EUGENE ARNHEIM, OF NEW YORK, N. Y.

CAP.

SPECIFICATION forming part of Letters Patent No. 344,231, dated June 22, 1886.

Application filed July 9, 1885. Serial No. 171,070. (No model.)

To all whom it may concern:

Be it known that I, EUGENE ARNHEIM, a citizen of the United States, residing at New York, in the county of New York and State of New York, have invented a new and useful Improvement in Elastic Sliding Band-Caps, of which the following is a specification.

My invention relates to improvements in that class of caps known as the "sliding-band cap," in which a neck protector or band is so constructed as to turn up or to slide up and down upon the cap.

Heretofore when the sliding band has been used upon caps with a visor, and when the ends of the sliding band have been connected in front, or have been connected to the body of the cap close to the front, it has been difficult to pull down the sliding band at the back, and it has been impossible to pull down the band at the front, because the visor prevented this operation.

The object of my invention is to so construct the sliding band that it may be held in any desired position over the visor; and to this end the invention consists in the novel construction, arrangement, and adaptation of parts, as will be hereinafter more fully described and claimed.

In the accompanying drawings, Figure 1 is a front view of the cap when the elastic sliding band is raised. Fig. 2 is a front view when the elastic sliding band is pulled down around the neck and ears and also in front over the visor. Fig. 3 is a side view with the band pulled down, partly in section, so as to show the attachments of the band. Fig. 4 is a modification.

Similar letters refer to similar parts throughout the several views.

A is the crown or body of the cap.

B is the sliding or movable band.

C is the slide by which the band is connected to the cap at the back.

D is an elastic connecting the front ends of the sliding band.

F is the visor.

The slide C may be formed in any way known in the art; but I prefer to employ a strip of muslin about half the width of the

band, connected on one side to the middle of the band, and on the other to the bottom edge of the cap, as shown in Fig. 3.

I am aware that it has been proposed to connect the two ends of the cap-band by an elastic cord arranged on the central line of said band, and make no claim to such construction. I deem it important that the elastic material D be connected to the band above and below the central line thereof, for by this construction the band can be placed at any position over the visor and the elastic material will hold it there. This will be understood on reference to Fig. 3, where the band is shown as partly down over the visor, and there held by the elastic material. It is immaterial whether the elastic material is in one piece, as shown in Figs. 1, 2, and 3, or in two pieces, as shown in Fig. 4, as either construction will produce the desired result; but I prefer that shown in Figs. 1, 2, and 3.

The value of the elasticity of the band is that while pulling it down over the ears it may be pulled slightly away from the cap, so that it will descend easily, and also when it is in position about the neck and ears the tension of the elastic will cause the band to fit more closely.

In cases where the elastic is not connected to the body of the cap, as shown in Figs. 1, 2, 3, and 4, the front part of the band, as well as the rear, can be pulled down to a greater or less degree, even when the visor F is used, the elastic allowing the band to be stretched over the visor, and thus the visor will protect the sides of the head and shield the eyes of the wearer.

It is obvious that the same results will be in some measures attained by having a separate piece of elastic connecting each end of the sliding band with the body of the cap, and fully attained by having a broad piece of elastic, such as shown in Fig. 1, inserted on each side of the band.

What I claim as my invention, and desire to secure by Letters Patent, is—

1. A cap or head covering having a body, A, a visor, F', a movable band, B, of substantially the same width all around, and

elastic material D, connected to said band above and below the central line of said band, whereby the band will be held in any desired position over the visor, substantially as described:
5

2. A cap or head covering having a body, A, a visor, F', and provided with a movable

band, B, having its opposite ends joined from top to bottom by an elastic strip, D, substantially as and for the purpose specified.

EUGENE ARNHEIM.

In presence of—

C. WYLLYS BETTS,
THOMAS HUNT.