

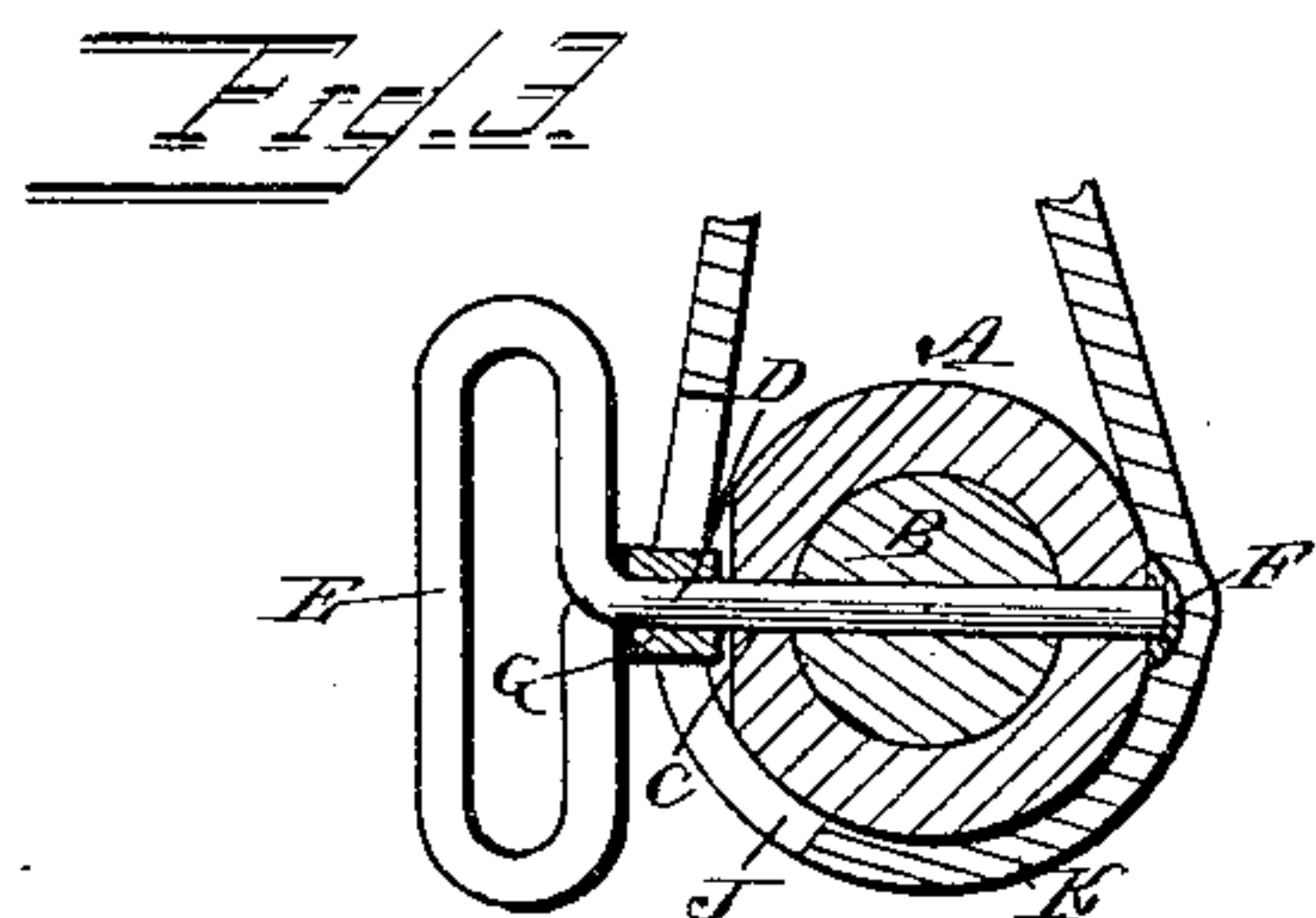
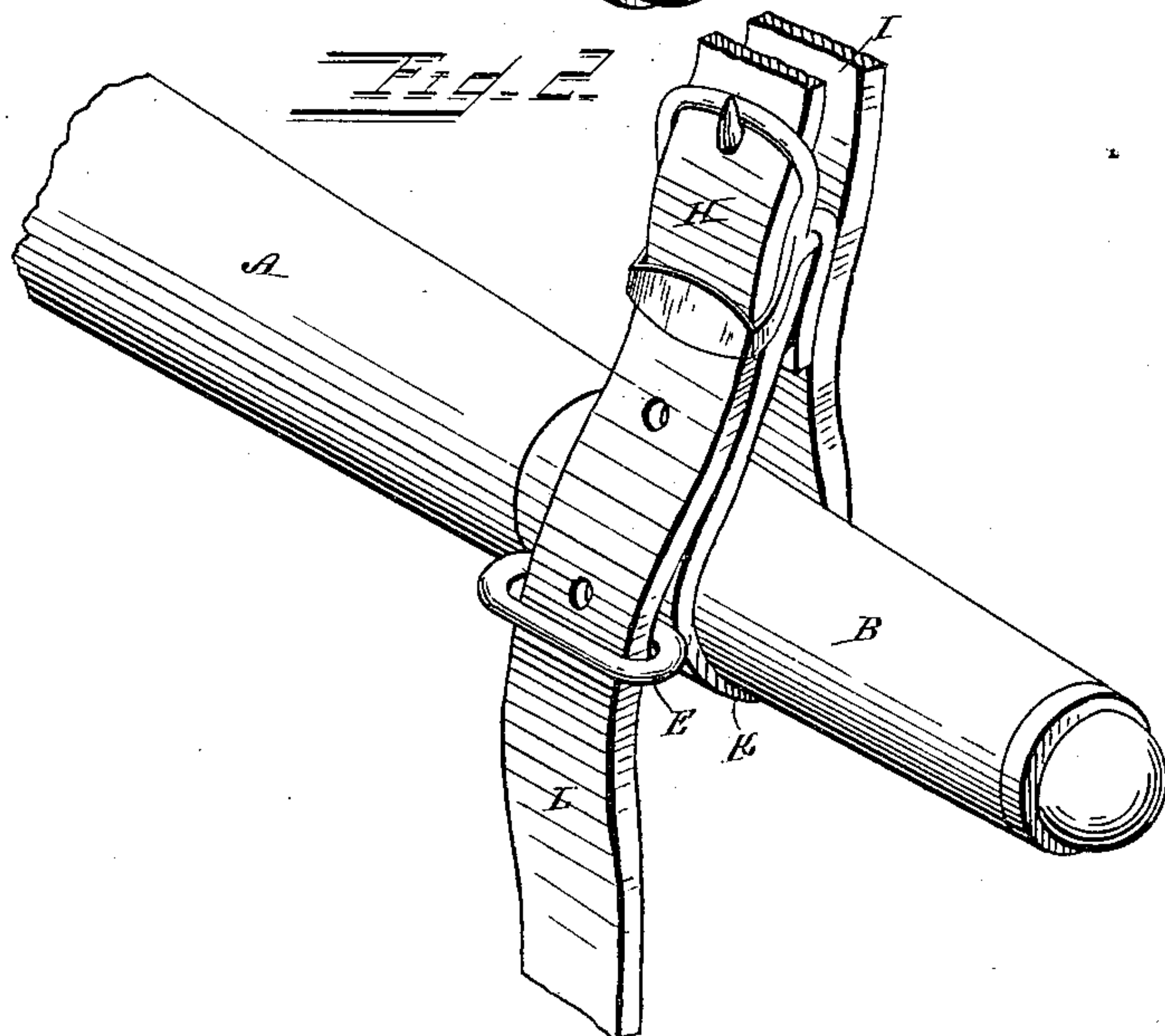
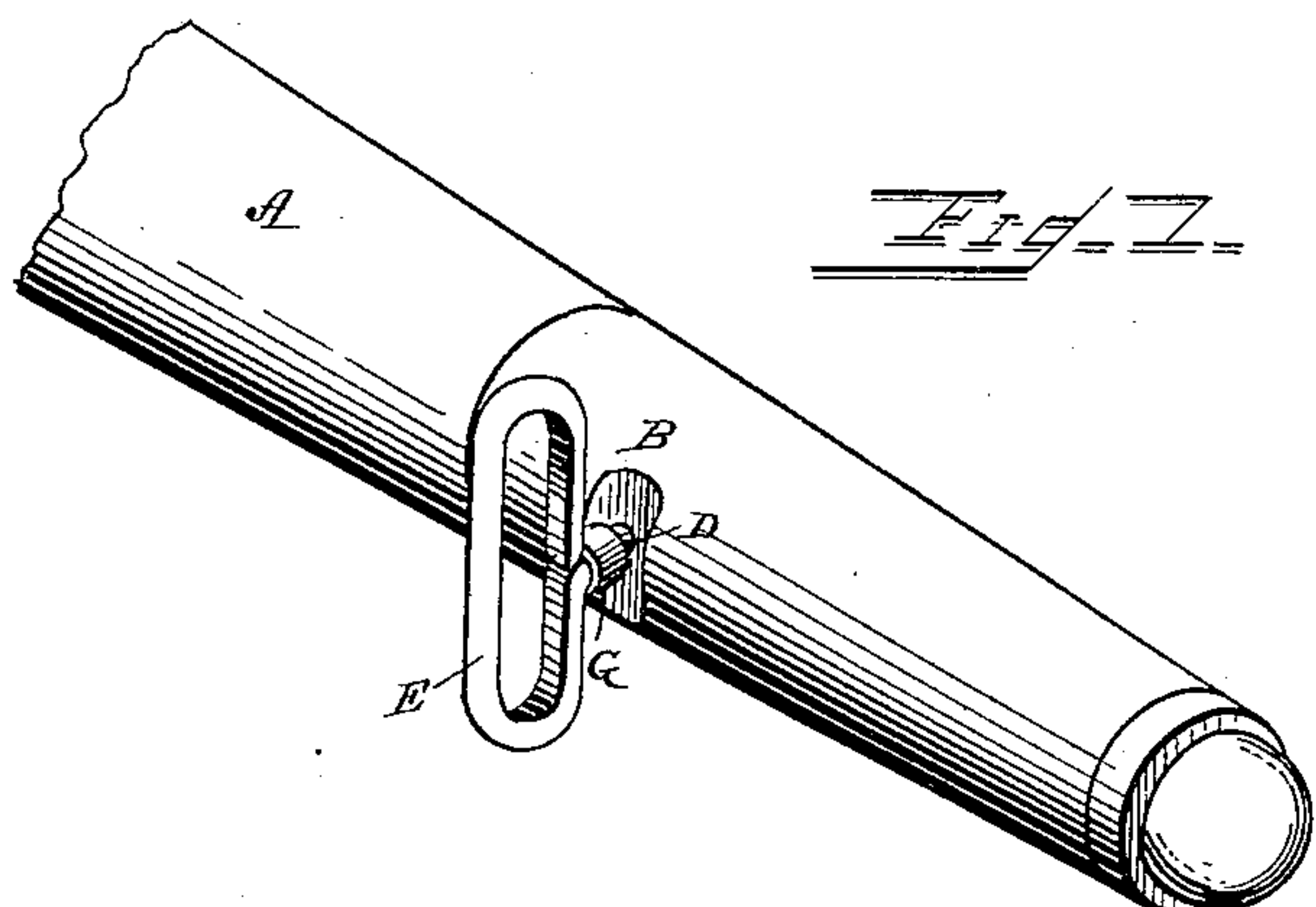
(No Model.)

C. W. TILLET.

NECK YOKE.

No. 344,224.

Patented June 22, 1886.



WITNESSES

F. L. Ormrod
Edward Stanton

Charles W. Tillet,

INVENTOR

By Louis Bagger & Co
Attorneys

UNITED STATES PATENT OFFICE.

CHARLES W. TILLET, OF FAIRVIEW, OHIO.

NECK-YOKE.

SPECIFICATION forming part of Letters Patent No. 344,224, dated June 22, 1886.

Application filed May 17, 1886. Serial No. 202,362. (No model.)

To all whom it may concern:

Be it known that I, CHARLES WILLIAM TILLET, a citizen of the United States, and a resident of Fairview, in the county of Guernsey and State of Ohio, have invented certain new and useful Improvements in Neck Yokes and Straps; and I do hereby declare that the following is a full, clear, and exact description thereof, which will enable others skilled in the art to which it appertains to make and use the same, reference being had to the accompanying drawings, which form a part of this specification, and in which—

Figure 1 is a perspective view of one end of a neck-yoke provided with my improved fastening for the strap. Fig. 2 is a similar view showing the strap in place; and Fig. 3 is a transverse sectional view of the same, taken through the shank of the swiveled eye.

Similar letters of reference indicate corresponding parts in all the figures.

My invention has relation to fastenings for the straps from the collar to the ends of a neck-yoke; and it consists in the improved construction and combination of parts of such a fastening, in which the strap may be removed from the end of the neck-yoke and remain upon the collar, as hereinafter more fully described and claimed.

In the accompanying drawings, the letter A indicates the end of the yoke, which is provided with the usual tip or socket B, and this tip and the end of the yoke, which is tenoned into the tip, is provided with a transverse perforation, C, extending from the upper to the under side of the yoke. The shank D of a flat eye, E, passes through the perforation, having a head, F, at its other end bearing against the side of the tip, and the portion of the shank, which projects beyond the perforation toward the eye, is provided with a movable collar or sleeve, G, fitting upon it. The strap H, which is buckled with its upper loop, I, in the collar or breast-strap of the harness, has a longitudinal slot or slit, J, in the lower doubled end of its lower loop, K, and the said lower loop may be slipped upon the end of the yoke and the flat eye may be so turned that it may slip through the slit in the end of the loop, whereupon the eye may be turned at a right angle to the slit and the billet L of the upper loop may be inserted

through the eye, keeping it in position and retaining the slitted strap upon the end of the yoke. It will be seen that in this manner the strap may remain upon the collar or breast-strap of the harness, and that the strap or loop may be removed from the yoke or secured to the yoke without unbuckling the strap, and by simply removing the billet and turning the eye and slipping the loop off the end of the yoke when removing it, and, vice versa, in placing the loop upon the end of the yoke.

Having thus described my invention, I claim and desire to secure by Letters Patent of the United States—

1. In a neck-yoke, the combination of a yoke having transverse perforations near its ends, flat eyes having their shanks swiveled in the perforations, and collars or sleeves fitting and turning upon the portions of the shanks between the end of each perforation and the eyes, as and for the purpose shown and set forth.

2. In a neck-yoke, the combination of a yoke having transverse perforations in its tenoned ends, tips or sockets fitting upon the said tenoned ends and having registering perforations, flat eyes having their shanks swiveled in the said perforations, and collars or sleeves fitting upon the shanks between the ends of the perforations and the eyes, as and for the purpose shown and set forth.

3. In a neck-yoke, the combination of a yoke having transverse perforations near its ends, flat eyes swiveled in the said perforations with their shanks, and collars or sleeves fitting upon the shanks between the eyes and the ends of the perforations, with straps secured with their upper buckled loops to the harness and having longitudinal slits in the doubled lower ends of the lower loops fitting upon the collared shanks of the eyes and having the billets inserted through the flat eyes, as and for the purpose shown and set forth.

In testimony that I claim the foregoing as my own I have hereunto affixed my signature in presence of two witnesses.

CHARLES W. TILLET.

Witnesses:

THOS. W. BRATTON,
J. H. BROWN.