

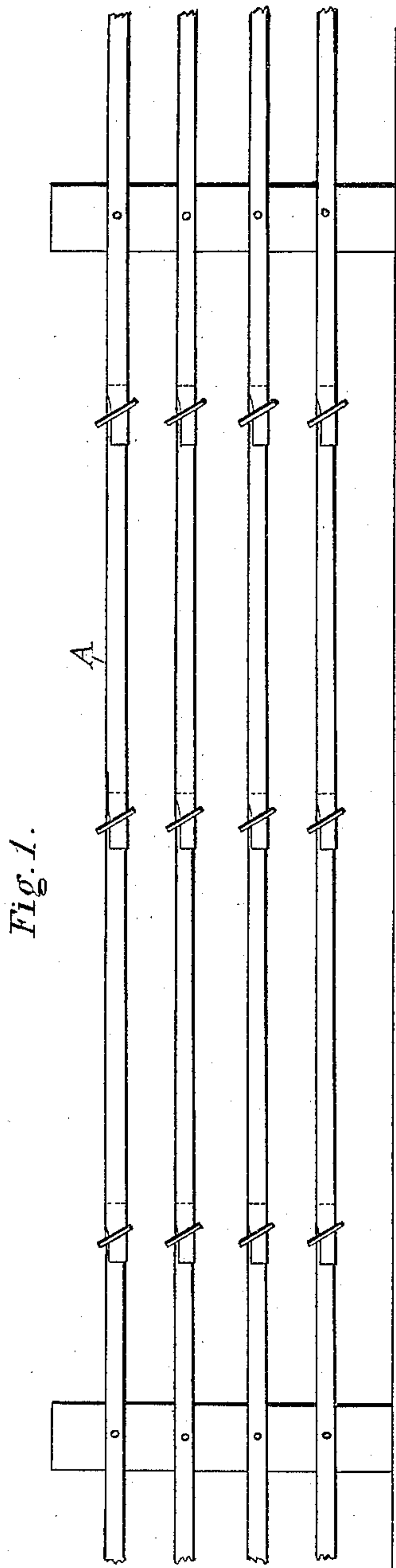
(No Model.)

A. BROCK.

FLEXIBLE METALLIC FENCE.

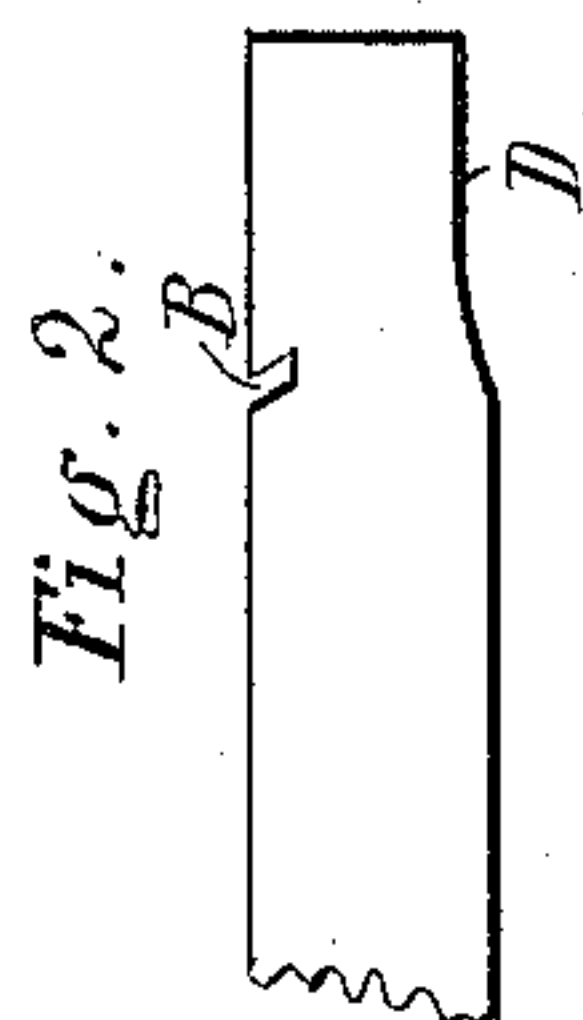

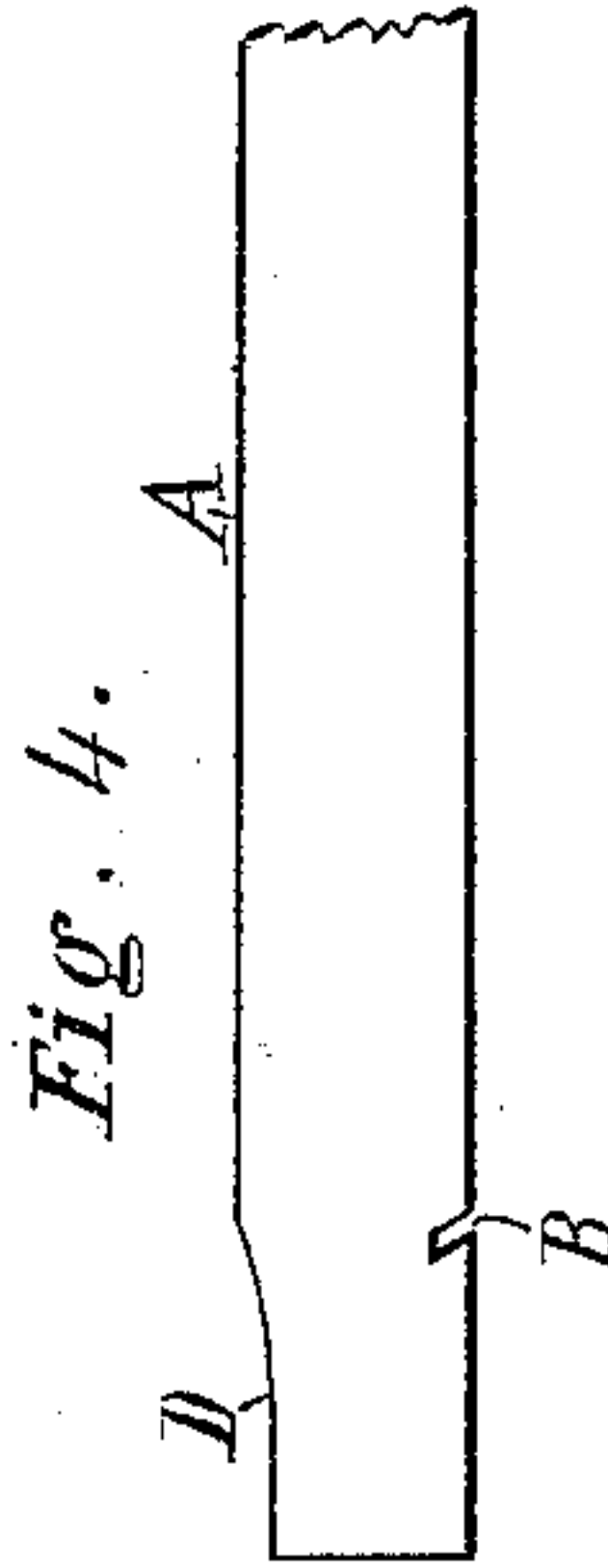
No. 344,077.

Patented June 22, 1886.



WITNESSES:

E. P. Flint.
Jas L. Cowbake.



INVENTOR

Adaline Brock.
BY
Francis C. Bowes
ATTORNEY

UNITED STATES PATENT OFFICE.

ADALINE BROCK, OF DUNELLEN, NEW JERSEY, ASSIGNOR TO THE BROCK
FLEXIBLE FENCE COMPANY, OF NEW YORK, N. Y.

FLEXIBLE METALLIC FENCE.

SPECIFICATION forming part of Letters Patent No. 344,077, dated June 22, 1886.

Application filed March 15, 1886. Serial No. 195,247. (No model.)

To all whom it may concern:

Be it known that I, ADALINE BROCK, a citizen of the United States, and a resident of Dunellen, in the county of Middlesex and State of New Jersey, have invented certain new and useful Improvements in Flexible Metallic Fences, of which the following is a specification.

My invention has relation to the construction of flexible fence-rails from hoop or sheet metal, having their edges provided with a notch and bevel, and embraced and held together by a link, as hereinafter more particularly described, and illustrated in the accompanying drawings, in which—

Figure 1 is a view of a section of a fence containing my invention. Figs. 2 and 4 are views of the ends of the rails. Fig. 3 is a view of the link.

Similar letters of reference indicate corresponding parts.

The letter A designates a fence-rail constructed of sections of hoop or sheet metal, each having in one of its edges, adjacent to the ends thereof, a notch, B, and having in the opposite edge a bevel, D, extending to the end thereof, as shown in Figs. 1, 2, and 4.

C designates the link, which is adapted to engage the notches of the sections of the rail.

In order to connect the rail-sections A together, they are placed against each other with the notch of one section opposite to that of the other, thereby bringing the beveled portions contiguous to the notches. The link is then adjusted in the notches, and the rail is drawn taut, whereby the link is brought to an inclined

position with its end edges resting against the bevels, as shown in Fig. 1, thereby producing a very simple and effective connection between the sections of rails, and at the same time rendering the same flexible in all directions, so that it may yield to any pressure brought against them without danger of breakage.

In order to adapt the notches to the inclined position of the link, they should be made oblique, as shown in Figs. 2 and 4. By beveling the edge of each rail-section on the side opposite to the notch the link is permitted to engage with the notches when the two sections are in line, and the sections are at the same time left free to yield in some degree to a force applied to stretch the rail; or, in other words, if the said sections were provided with notches on both sides each section would be confined longitudinally by means of the link, and thereby held against stretching.

It is evident the link can be made of flat or round metal and of any suitable shape.

What I claim as new, and desire to secure by Letters Patent, is—

A hoop or sheet-metal fence-rail made in sections each having a notch in one edge and a bevel in the opposite edge, in combination with a link adapted to engage said notches and bevels, substantially in the manner and for the purpose herein described.

ADALINE BROCK.

Witnesses:

FRANCIS C. BOWEN,
JAS. S. EWBANK.