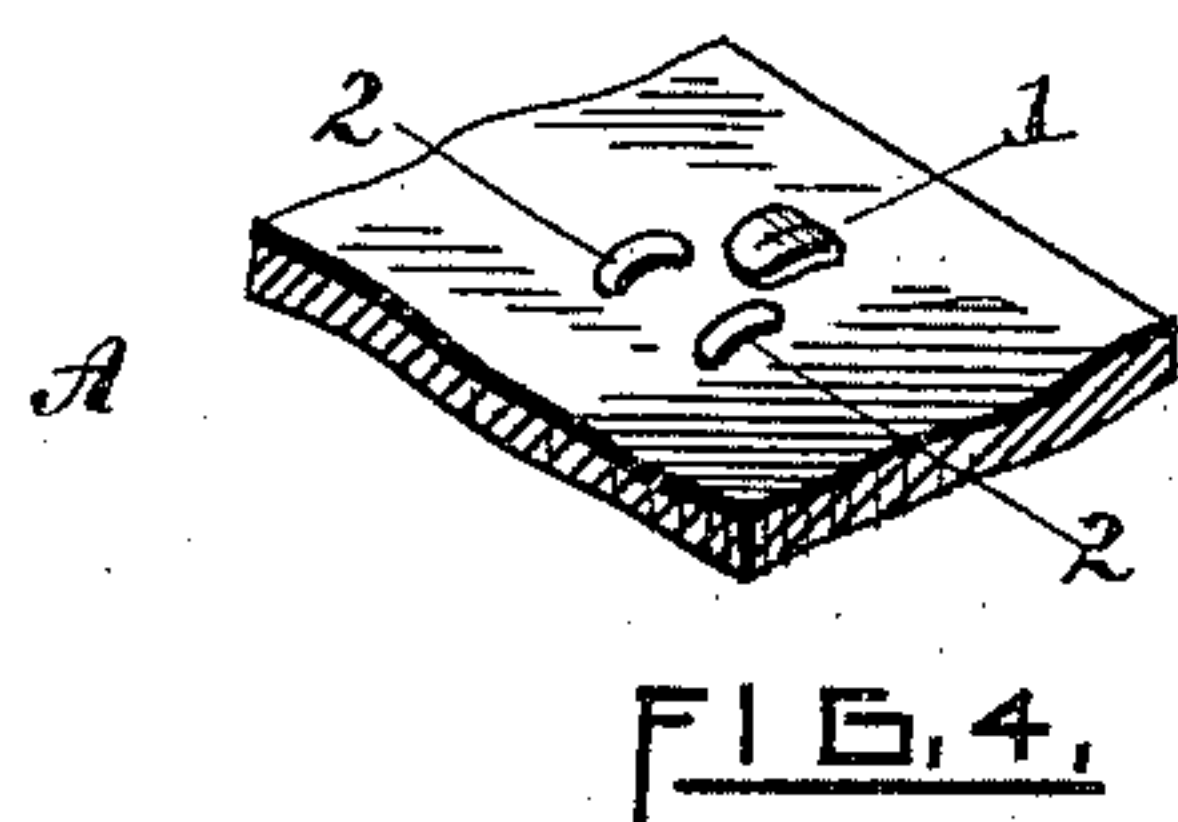
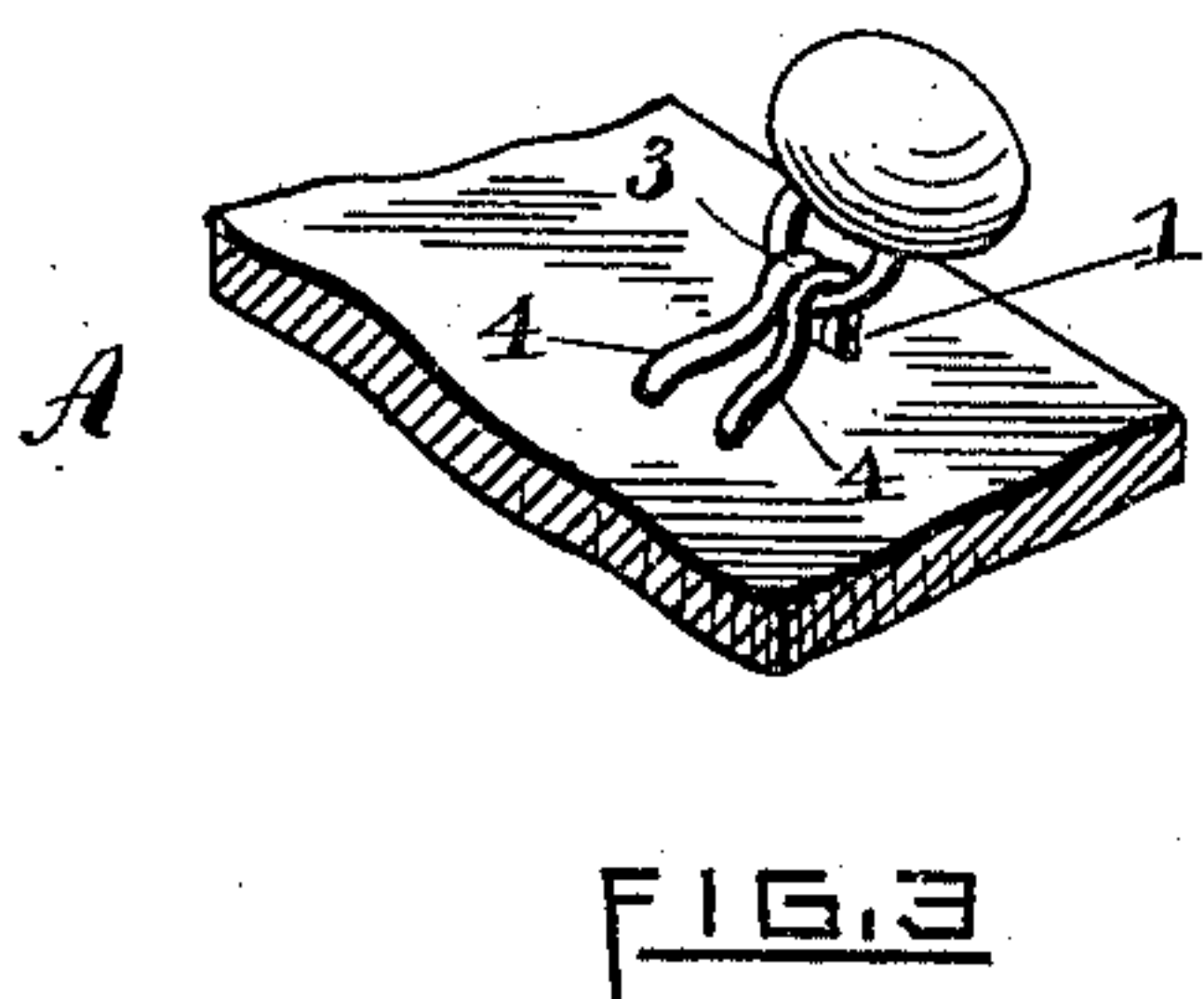
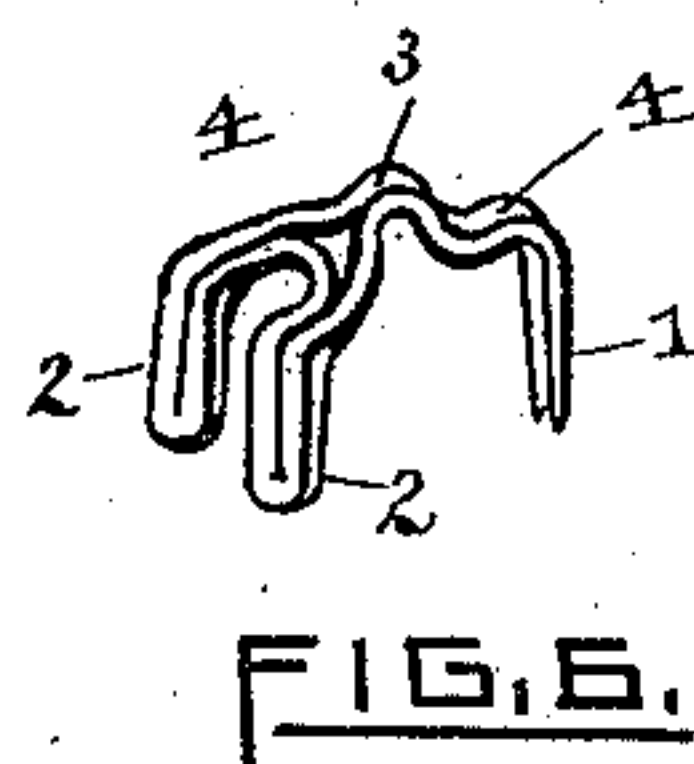
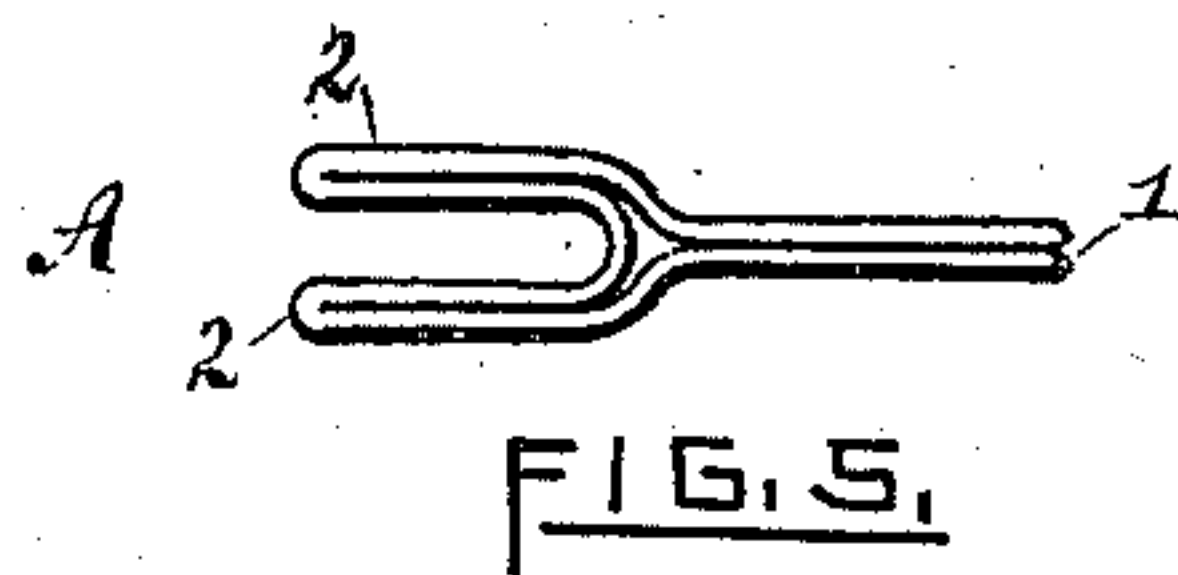
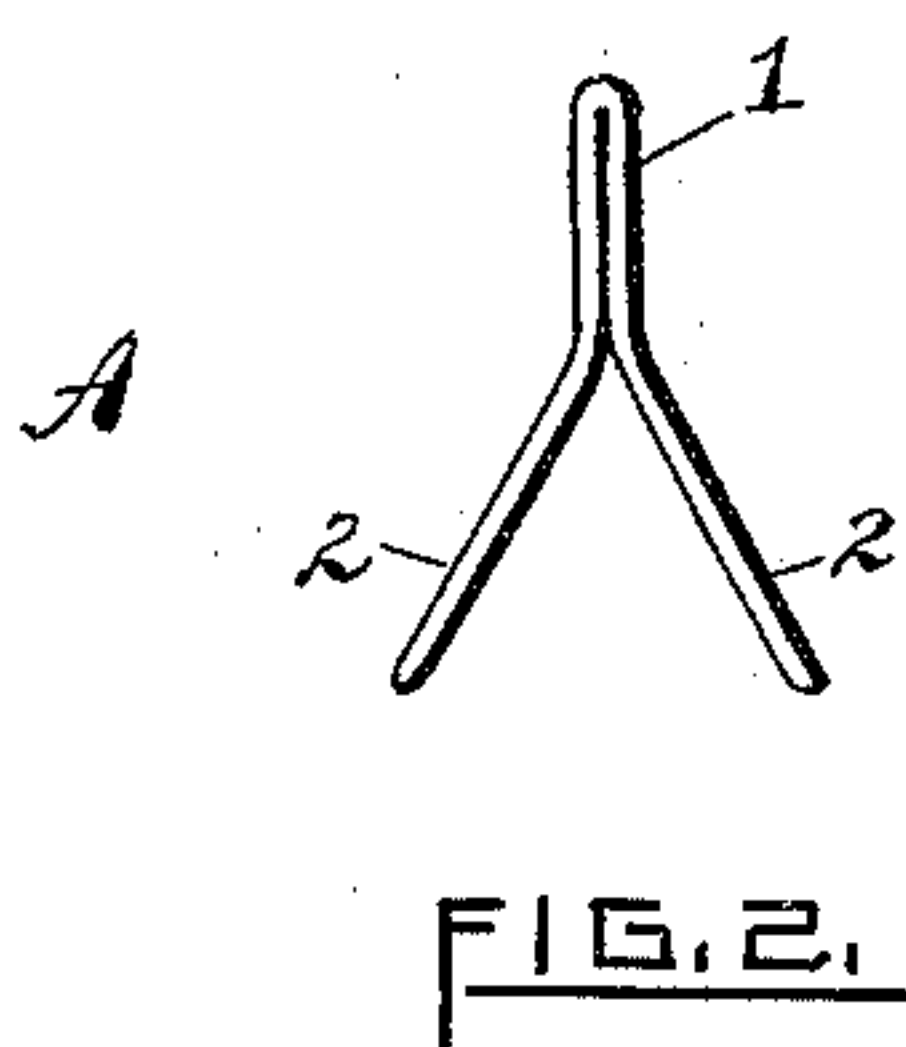
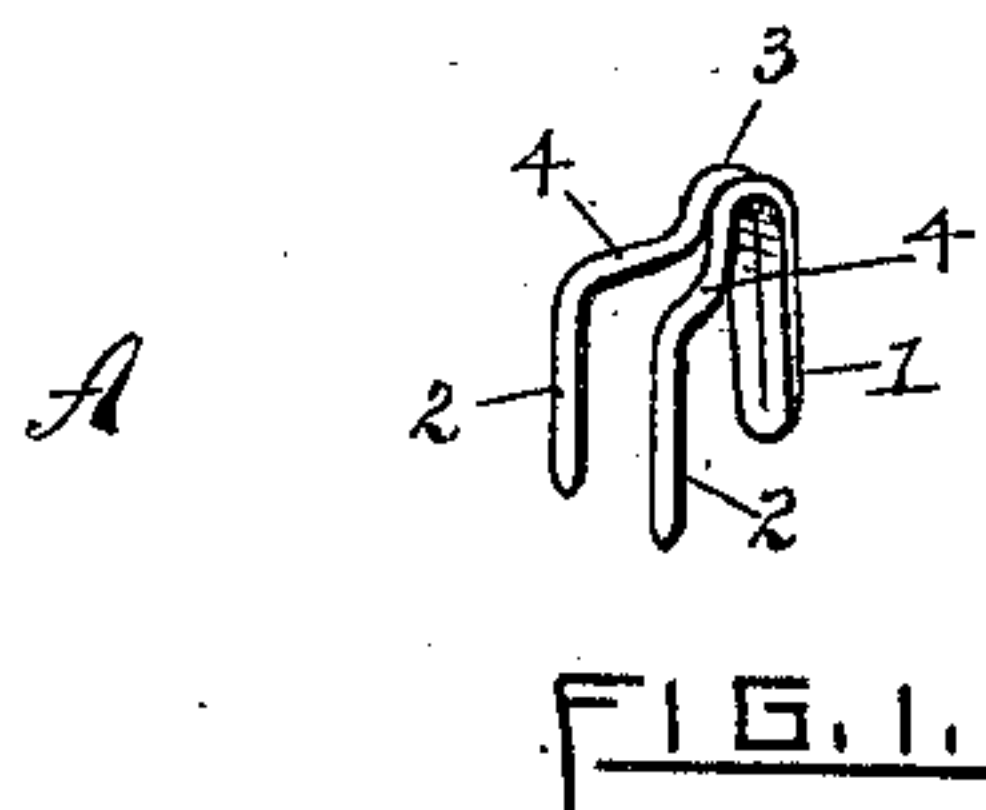


(No Model.)

J. F. THAYER.
BUTTON FASTENER.

No. 344,018.

Patented June 22, 1886.



WITNESSES.

St. A. Smith
Charles Greeno

INVENTOR.

James F. Thayer

UNITED STATES PATENT OFFICE.

JAMES F. THAYER, OF PROVIDENCE, RHODE ISLAND.

BUTTON-FASTENER.

SPECIFICATION forming part of Letters Patent No. 344,018, dated June 22, 1886.

Application filed February 4, 1886. Serial No. 190,755. (No model.)

To all whom it may concern:

Be it known that I, JAMES F. THAYER, a citizen of the United States, residing at Providence, in the county of Providence and State of Rhode Island, have invented certain new and useful Improvements in Button-Fasteners; and I do declare the following to be a full, clear, and exact description of the invention, such as will enable others skilled in the art to which it appertains to make and use the same, reference being had to the accompanying drawings, and to the letters and figures of reference marked thereon, which form a part of this specification.

This invention has for its object to provide an efficient, simplified, and inexpensive button-fastener, and relates to that class of fasteners, which are adapted to be secured to fabric by means of integral prongs, which are passed through the fabric and clinched on the under surface, to secure the button thereto.

My invention consists in forming a button-fastener from wire, one or more of the prongs of the fastener being made by doubling or folding the wire and swaging the connected portion to form a sharpened penetrating end, the outer or free ends of the wire forming the remaining prongs, all as will be hereinafter more fully described.

Figures 1 and 6 are perspective views of fasteners embodying my improvement. Figs. 2 and 5 are plan views of the wire blanks from which said fasteners are formed. Fig. 3 is a perspective view of a fastener with button as attached to fabric; Fig. 4, a view of the bottom of the fabric, showing the ends of the prongs as clinched.

In carrying out my invention the blank A is formed from wire of any desired shape, doubled together at the center to form the single prong 1, the outer or free ends of the wire being bent divergently, forming the prongs 2 2, as shown in Fig. 2 of the drawings. The blank is then bent by proper machinery to form the tables 4 and eye 3, the latter for the reception of the eye of the button, and all the prongs project downwardly at right angles to the table, as fully shown in Fig. 1.

During the process of bending the blank to form the fastener the prongs are swaged or thinned at their end to readily penetrate fabric in attachment, the prong 1 being swaged or thinned at the connected portion of the doubled wire to form a penetrating end. Any

required number of prongs may thus be made by doubling or folding the wire and swaging the connected portion. In Fig. 2 the single prong is thus formed, as previously described, the remaining prongs being formed from the outer free ends of the wire, in Fig. 5 the order being reversed, the single prong being formed by the outer free ends of the wire, while the remaining prongs are formed by doubling the inner portion of the wire and swaging the connected portion, as fully shown in the drawings.

The button is secured to fabric in the usual manner by the use of organized machines designed for the purpose, the button-eye being engaged with the eye 3 of the fastener, and the prongs clinched on the under surface, after being passed through the fabric, as shown in Fig. 4.

It will be observed that by means of my improvement I am enabled to produce from wire any of the usual forms of blanks for button-fasteners now cut from strips of sheet metal, and this without the great waste of material incident to cutting said blanks. But a small amount of metal is in sight on the upper surface of the fabric when secured thereto, and a strong and reliable fastener is thus produced at a nominal cost.

Having described my invention, I claim —

1. A button-fastener made from wire having one or more prongs formed of doubled wire, and swaged or flattened at the doubled portion to form a sharpened penetrating end, substantially as herein described.

2. The wire button-fastener herein described, comprising the eye 3 and prong 1, formed of doubled wire, the tables 4 and prongs 2 being formed from the free diverging ends of said wire, substantially as specified.

3. The blank A, formed from wire consisting of the single prongs 2 2 and doubled prong 1, the latter adapted to be bent to form an eye to engage the eye of a button, and all the prongs to be bent downward parallel to each other, substantially as shown and described.

In testimony whereof I affix my signature in the presence of two witnesses.

JAMES F. THAYER.

Witnesses:

F. A. SMITH, Jr.,
CHARLES GREENE.