

(No Model.)

J. T. MILLER.
TRESTLE.

No. 343,829.

Patented June 15, 1886.

Fig. 1.

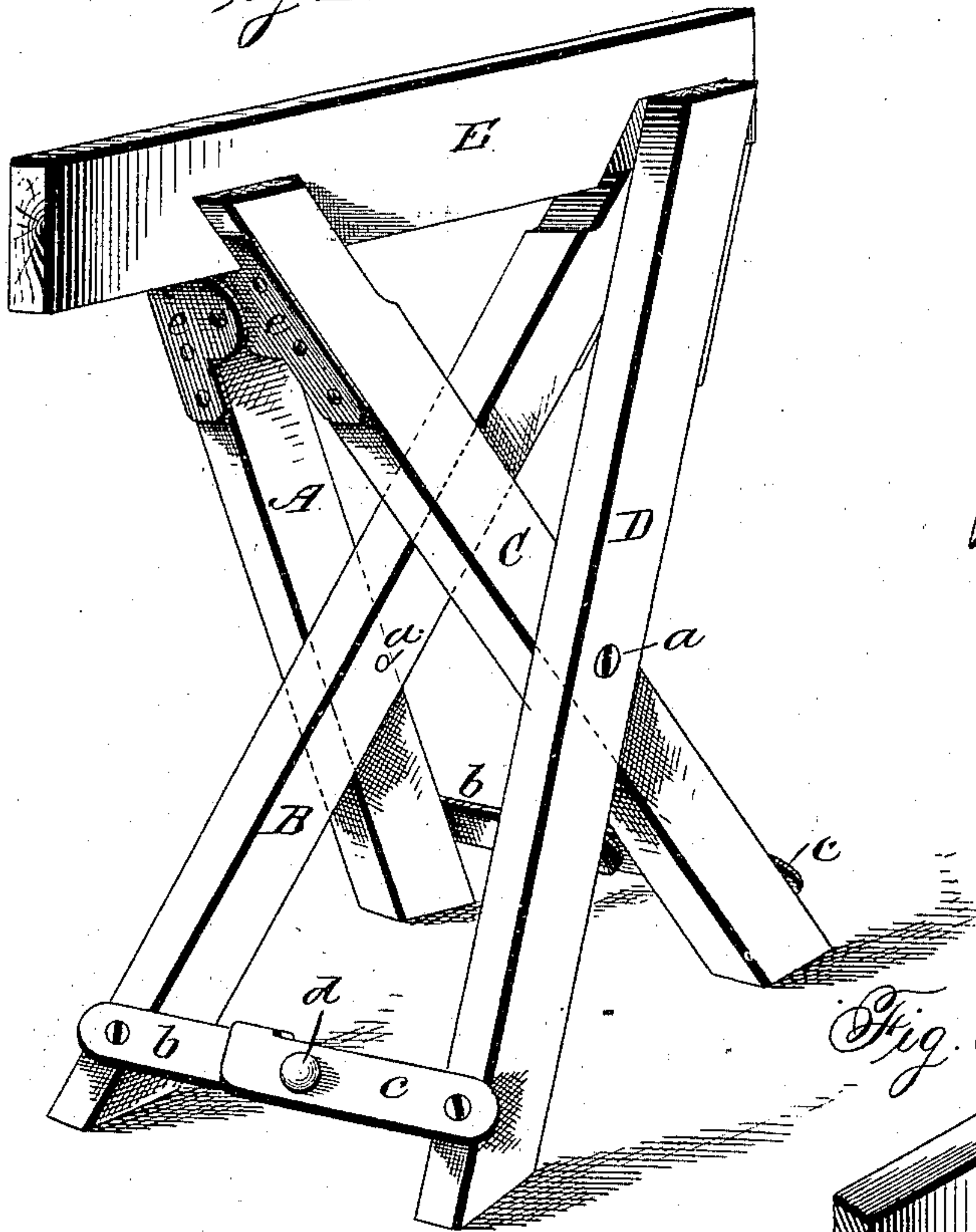


Fig. 2.

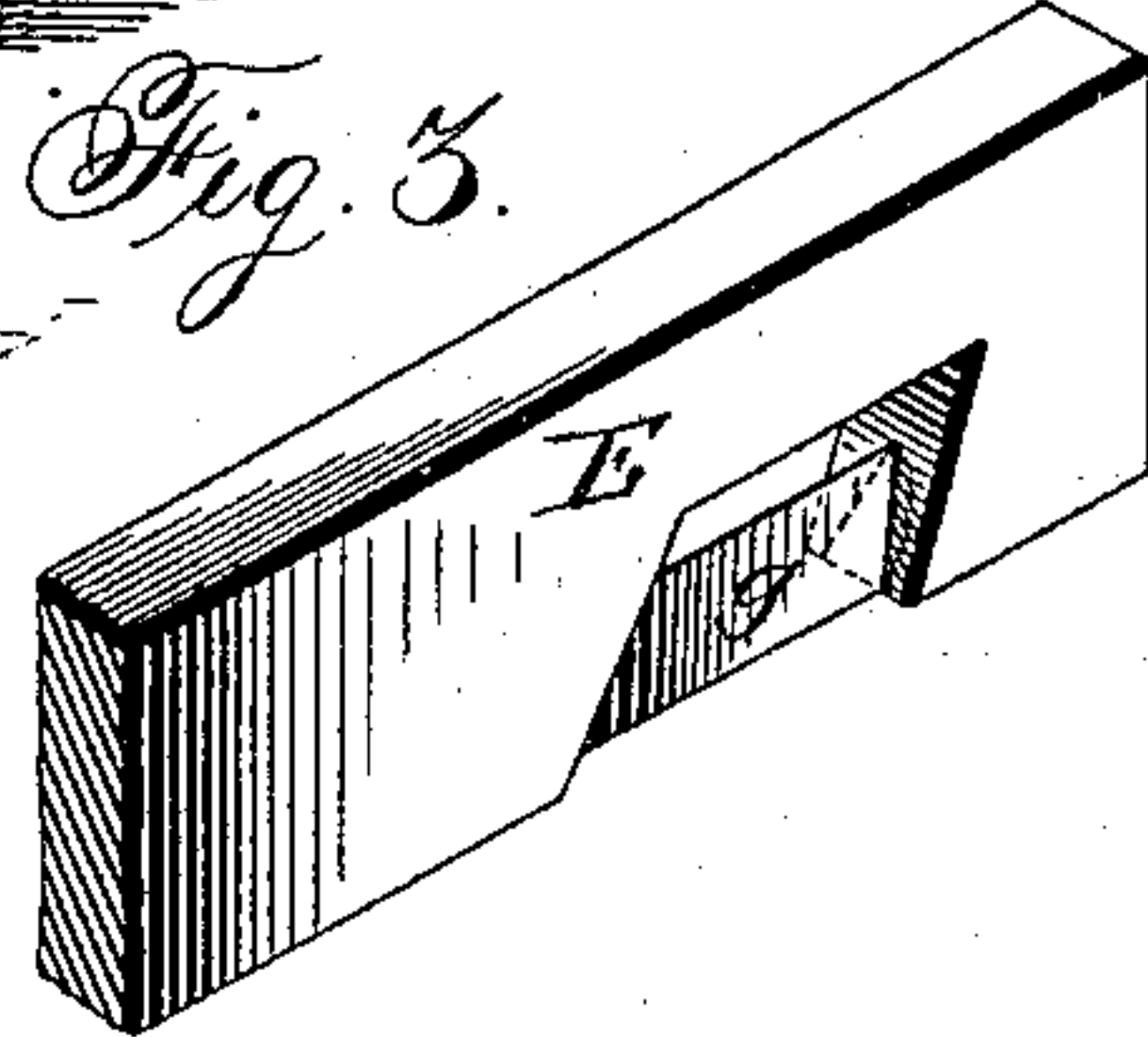
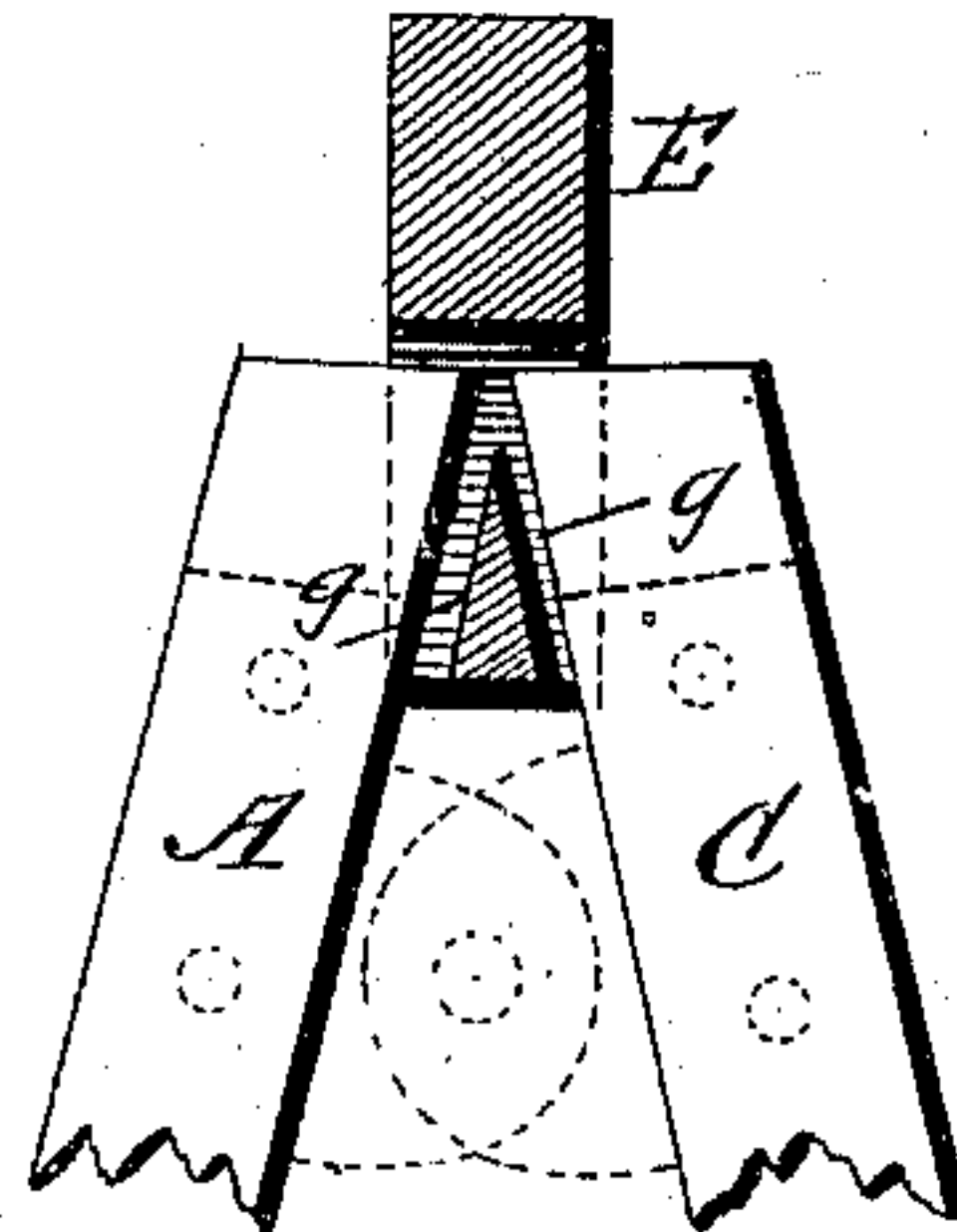



Fig. 3.

Fig. 4.



Witnesses:
Jas. Hutchinson.
L. L. Miller.

Inventor.
John T. Miller.
per Cha. H. Fowler
Attorney.

UNITED STATES PATENT OFFICE.

JOHN T. MILLER, OF CHICAGO, ILLINOIS.

TRESTLE.

SPECIFICATION forming part of Letters Patent No. 343,829, dated June 15, 1886.

Application filed March 29, 1886. Serial No. 196,966. (No model.)

To all whom it may concern:

Be it known that I, JOHN T. MILLER, a citizen of the United States, residing at Chicago, in the county of Cook and State of Illinois, have invented certain new and useful Improvements in Trestles; and I do hereby declare that the following is a full, clear, and exact description of the same, reference being had to the annexed drawings, making a part of this specification, and to the letters and figures of reference marked thereon.

Figure 1 of the drawings is a perspective view of my invention; Fig. 2, a detail end view with the end of the detachable support in section; Fig. 3, a detail view in perspective of one end of the support, and Fig. 4 a similar view of the trestle when folded.

The object of the present invention is to provide a simple and effective trestle for scaffolding for the use of paper-hangers to support their boards on, or as a table-support, and other uses to which a trestle may be adapted; and it consists in the details of construction, substantially as shown in the drawings, and hereinafter described and claimed.

In the accompanying drawings, A B and C D represent two pairs of legs, of any suitable length and thickness, and pivoted together at *a*. The legs or standards A C are connected together near their lower ends by braces *b c*, which are pivoted to the legs or standards, and also pivoted together, as shown at *d*, the legs or standards B D being in like manner connected together.

Any desirable and well-known form of braces may be used as found most preferable, which change I reserve the right to make without departing from the principle of my invention, and the same right I reserve as to the form and construction of the plates *e*, which connect together the legs or standards A C and B D at their upper ends, the plates being connected or pivotally attached to each other at *f*.

The pivots *a* and pivots *f* are at right angles to each other. Thus the legs or standards of each pair can be folded down upon each other, while the legs or standards A C and B D are brought together, thereby folding the trestle in a compact form, as shown in Fig. 4.

In setting up the trestle for use the legs or standards are brought into position, as shown in Fig. 1, the braces and a support, E, hereinafter described, keeping them extended.

When the legs or standards A C and B D are partially extended with relation to each other, a space is left between the upper ends, in which is inserted the ends of the support E. This support has mortises *g* in its sides, as shown, which fit the sides of the legs or standards, and by spreading each pair of legs apart at their lower ends the support will be held firmly between them.

Having now fully described my invention, what I claim as new, and desire to secure by Letters Patent, is—

1. A trestle consisting of two pairs of legs or standards, pivoted together at or near their center and near their upper ends, and connected together near their lower ends by pivoted braces, whereby they are adapted to fold together, substantially as and for the purpose set forth.

2. The combination, with a trestle consisting of two pairs of legs or standards pivoted together, as shown, of a support having mortises on its sides and near its ends, and adapted to be held between the upper ends of said legs or standards, substantially as and for the purpose specified.

In testimony that I claim the above I have hereunto subscribed my name in the presence of two witnesses.

JOHN T. MILLER.

Witnesses:

JACOB DAVID,
SADIE DAVID.