

(No Model.)

F. A. ELLERY.
GARMENT SUPPORTER.

No. 343,630.

Patented June 15, 1886.

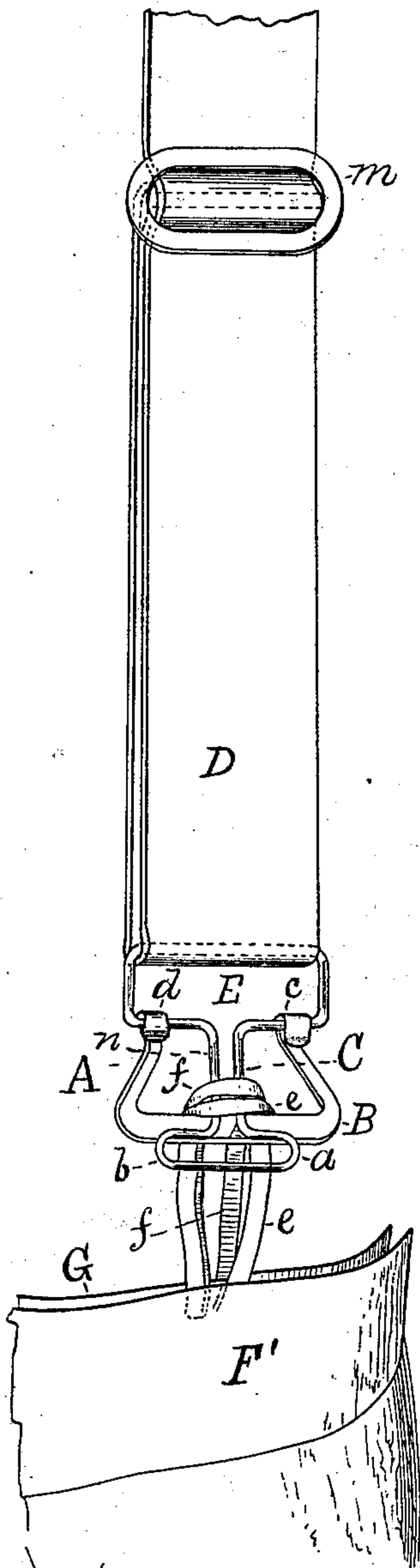


Fig. 2. Fig. 1.

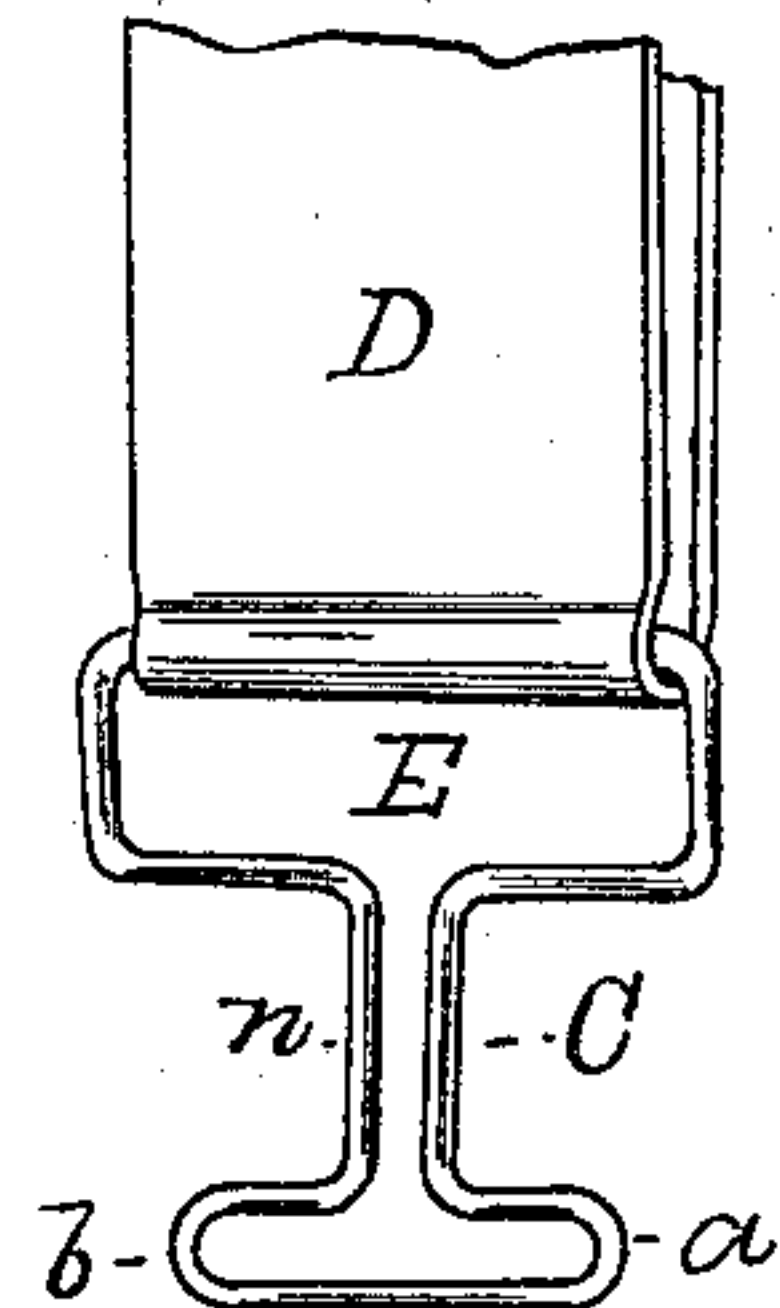
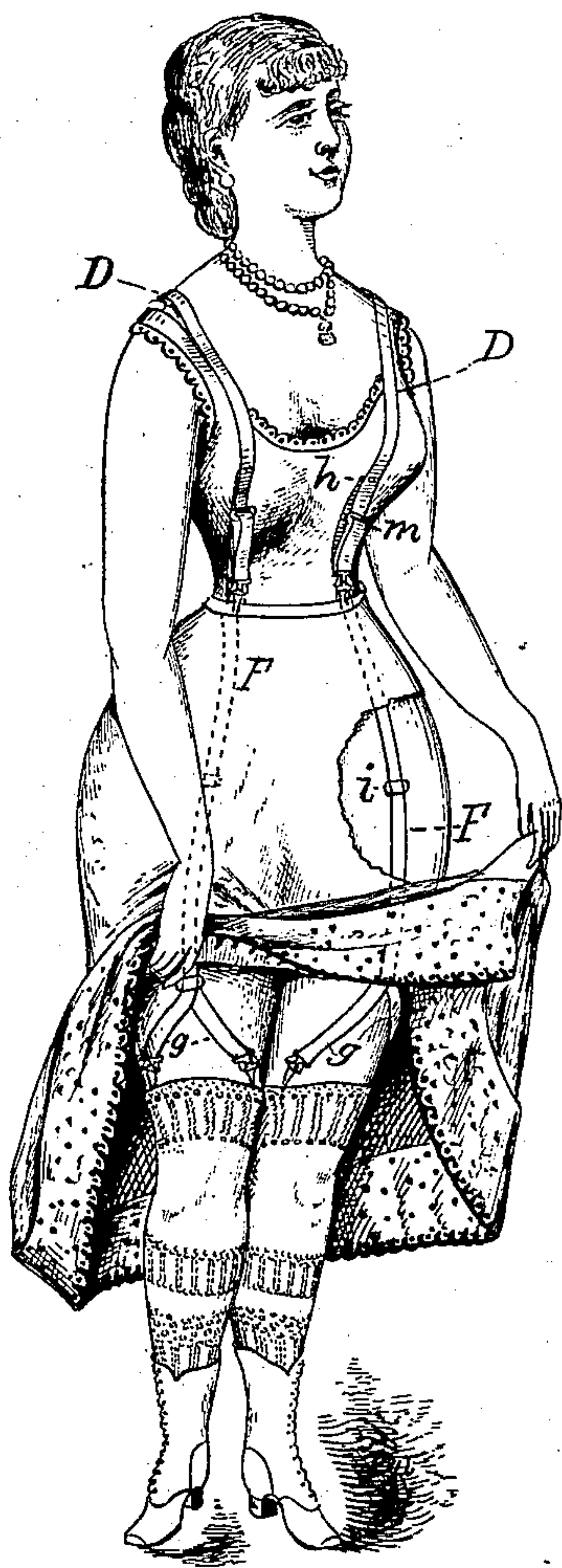


Fig. 4.

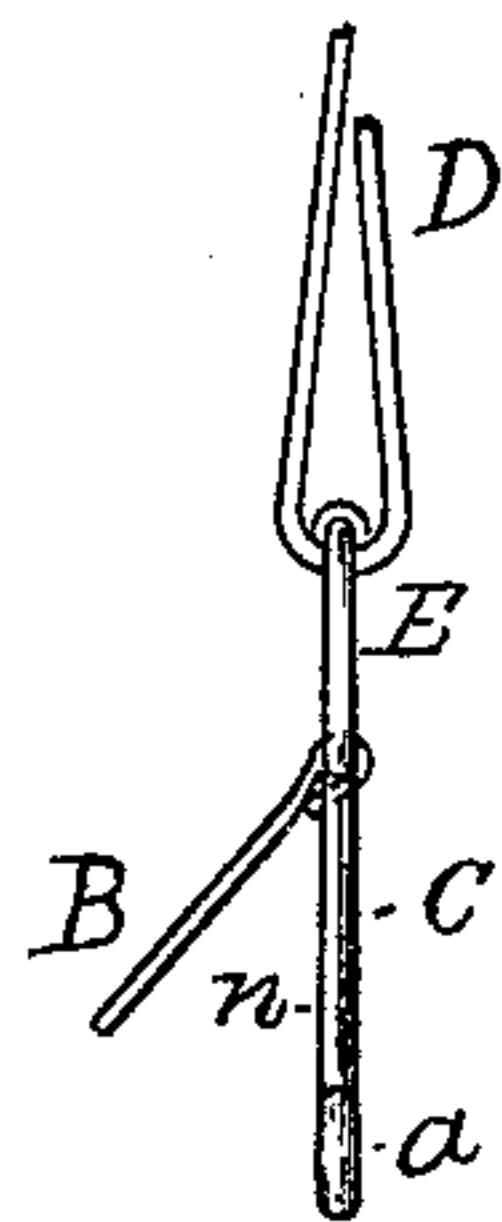


Fig. 3.

WITNESSES:

C. S. Gooding,
John F. Nelson

INVENTOR:
Florence A. Ellery.

by Wm. Robinson
Attorney.

UNITED STATES PATENT OFFICE.

FLORENCE A. ELLERY, OF TAUNTON, MASSACHUSETTS.

GARMENT-SUPPORTER.

SPECIFICATION forming part of Letters Patent No. 343,630, dated June 15, 1886.

Application filed March 23, 1886. Serial No. 196,278. (No model.)

To all whom it may concern:

Be it known that I, FLORENCE A. ELLERY, a citizen of the United States, residing at Taunton, in the county of Bristol and State of Massachusetts, have invented a new and useful Skirt and Hose Supporter, (for which I have not obtained a patent in any country,) of which the following is a specification.

The object of my invention is to provide a simple and effective means for supporting from the shoulders any number of skirts that a lady may have occasion to wear.

A further object of my invention is to provide an equally simple and effective hose-supporter.

My invention also embodies a combination skirt and hose supporter.

The nature of my invention will be understood from the description which follows.

In the accompanying drawings, which form a part of this specification, Figure 1 is an elevation, partly sectional, showing my invention in position as worn. Fig. 2 is a similar but enlarged view showing the essential features of my invention. Fig. 3 is an edge view of the buckle and suspender, and Fig. 4 is a face view of a portion or modification of my invention.

Similar letters of reference indicate corresponding parts in all the figures.

A is a buckle, consisting, essentially, of the guard B and the tongue C. The latter at its free end spreads out to the right and left, forming a cross or T shaped tongue, as shown at *a b*, while at its opposite end it is provided with an eye, E, through which passes the suspender-web D. The guard B has its inner ends wound adjustably around the intermediate portion of the tongue C, as shown at *c d*.

F' G are skirts, to the upper bands of which are attached the loops *e f*.

The mode of operation is as follows: The suspenders D pass over the shoulders, as shown in Fig. 1, and are connected together or crossed behind in the usual manner, and there terminate in free ends. In front each suspender terminates near or at the waist in a single end, as shown, or, preferably, is provided with two straps in the manner well known in connection with gentlemen's suspenders. Each free end of the suspenders, both behind and in front, is provided with a buckle, A, constructed in the manner already described.

The skirts or other garments to be supported are provided with loops *e f*, placed in positions corresponding to the positions of the buckles on the suspenders. The loops *e f* are now taken up collectively or singly, passed through the guard B, and thence over the expanded end *a b* of the tongue C, which expanded end *a b* of said tongue prevents any possibility of slipping through inadvertence, carelessness, or otherwise. When said loops are once passed over said tongue, they cannot possibly get away. In this respect my invention is superior to any other device yet produced for the purpose described. It is evident, also, that the loops of any number of skirts are readily attached to and firmly held by a single buckle.

My invention is equally effective as a hose-supporter, in which case the stockings are provided with loops, as shown in Fig. 1, in which the hose-supporter F terminates at its lower end in two straps, *g*, each provided with a buckle, constructed as described, each buckle engaging a loop on the stocking, whereby each stocking is effectively supported at two points.

When my invention is used as a hose-supporter independently of its office as a skirt-supporter, then the upper end thereof may pass over the shoulder, as already described, or the upper end of the supporter F may be attached to the corset or to any other garment or to a waistband in any suitable manner. When, however, my invention is used as a combination skirt and hose supporter, I prefer to use it as shown in Fig. 1, in which the hose-supporter F is attached at *h* to the skirt-supporter D without interfering with the proper operation of the latter.

My invention, used as a combination skirt and hose supporter, is provided with two adjusting buckles or devices, the skirt-supporter being provided with the adjusting-buckle *m* and the hose-supporter F with the adjusting buckle or device *i*, whereby my invention may be readily adjusted to fit any figure or to conform to the varying conditions of the garments worn.

I prefer to make the tongue C as shown—(see enlarged view, Fig. 4)—that is, a single piece of wire forms the tongue C with its expanded end *a b* and the eye E for the suspender D. This tongue, however, may be formed otherwise. For instance, it may be struck up

from a solid plate of metal without affecting the spirit of my invention. Furthermore, the tongue C, with its expanded end *a b*, may be used effectively for the purpose described without the guard B. In this case the loops *e f* should be just large enough to be passed over the end *a b* of the tongue, but not large enough to slip off easily. I prefer, however, to use the buckle complete, as already described.

Having thus described my invention, what I claim as new, and desire to secure by Letters Patent, is—

1. The buckle consisting, essentially, of the guard B and the tongue C, the latter having its free end provided with the cross-piece *a b*, thus forming a T-shaped tongue, substantially as described.

2. A skirt-supporter consisting of suspenders adapted to pass over the shoulders, and provided with buckles constructed as described, said buckle consisting, essentially, of the guard B and the tongue C, the latter having its free end provided with the cross-piece *a b*, substantially as and for the purpose described.

3. The tongue C, consisting, essentially, of the main stem *n*, provided at one end with the cross-piece *a b* and at the other with the eye E, in combination with the suspender-web D, passing through said eye, and a skirt or garment provided with a loop, *e*, attached thereto, the whole operating substantially as described.

4. The combination skirt and hose supporter consisting, essentially, of the suspenders D, adapted to pass over the shoulders, and provided with buckles adapted to support the skirts, and the hose-supporters F, attached to said suspenders D, and provided with buckles adapted to support the hose, said skirt and hose supporters being provided, respectively, with adjusting buckles or devices *m i*, one above and the other below the waist, substantially as described.

FLORENCE A. ELLERY.

Witnesses:

ROBT. L. ELLERY,

MARY L. ORFORD.