

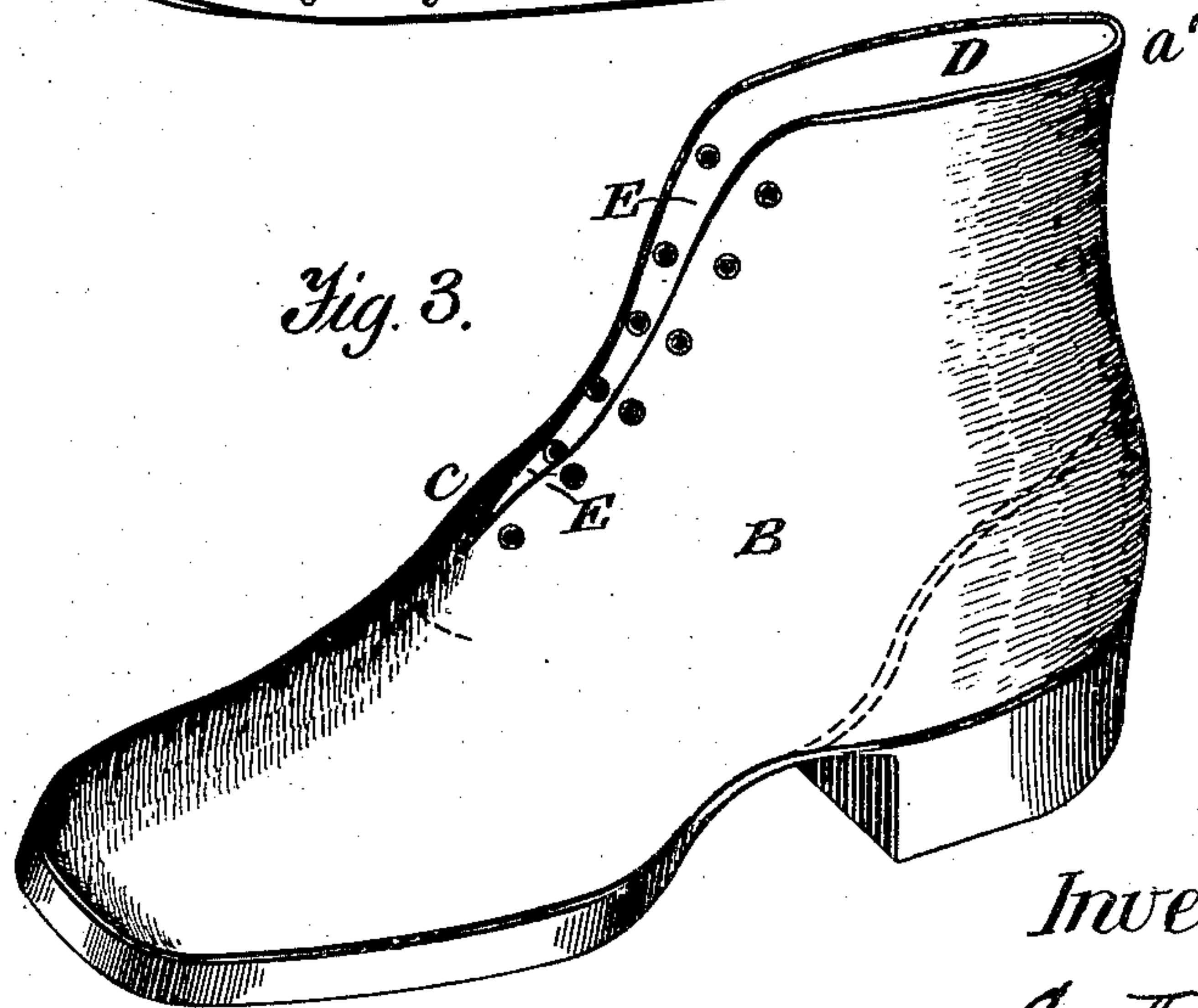
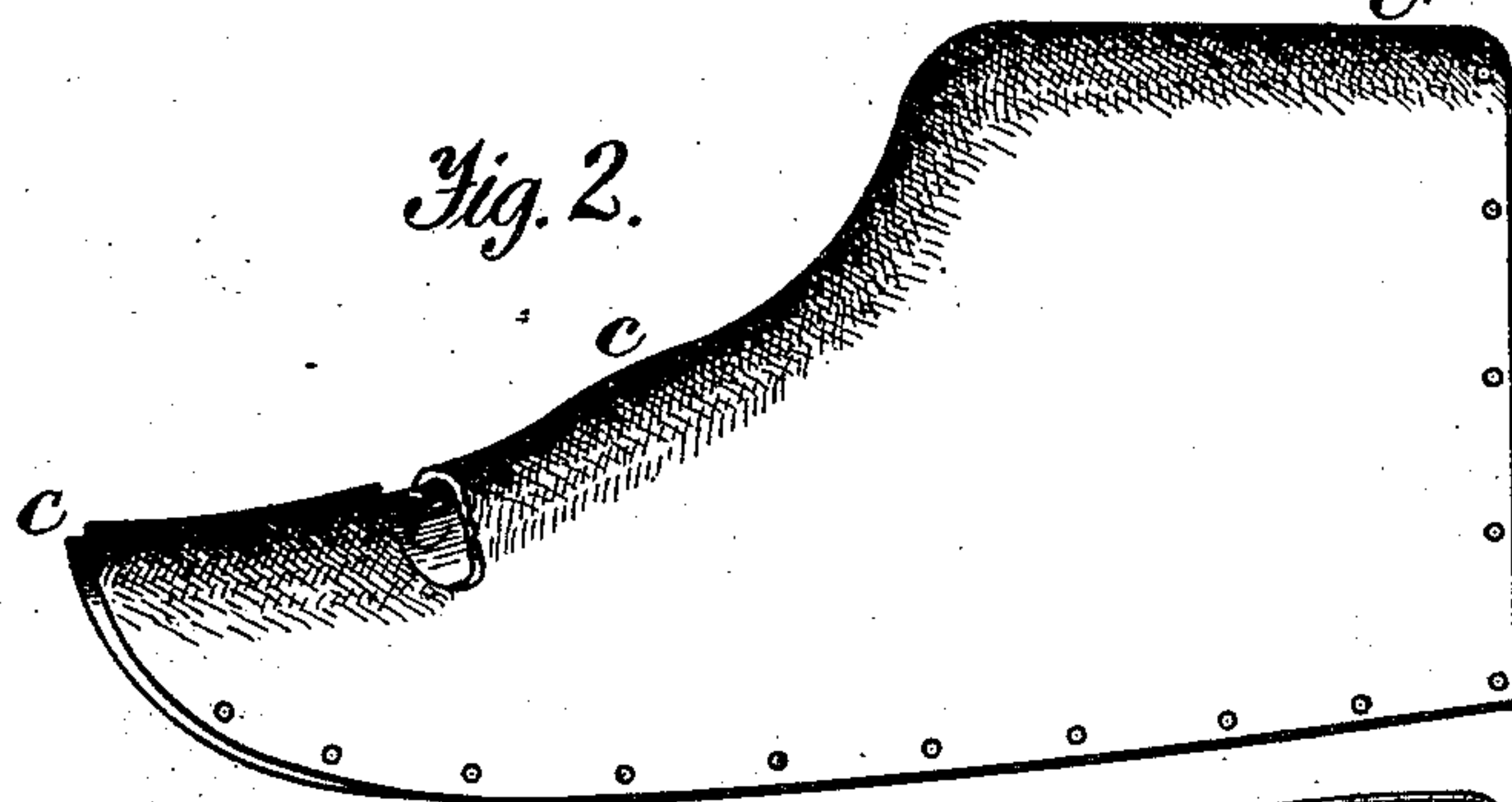
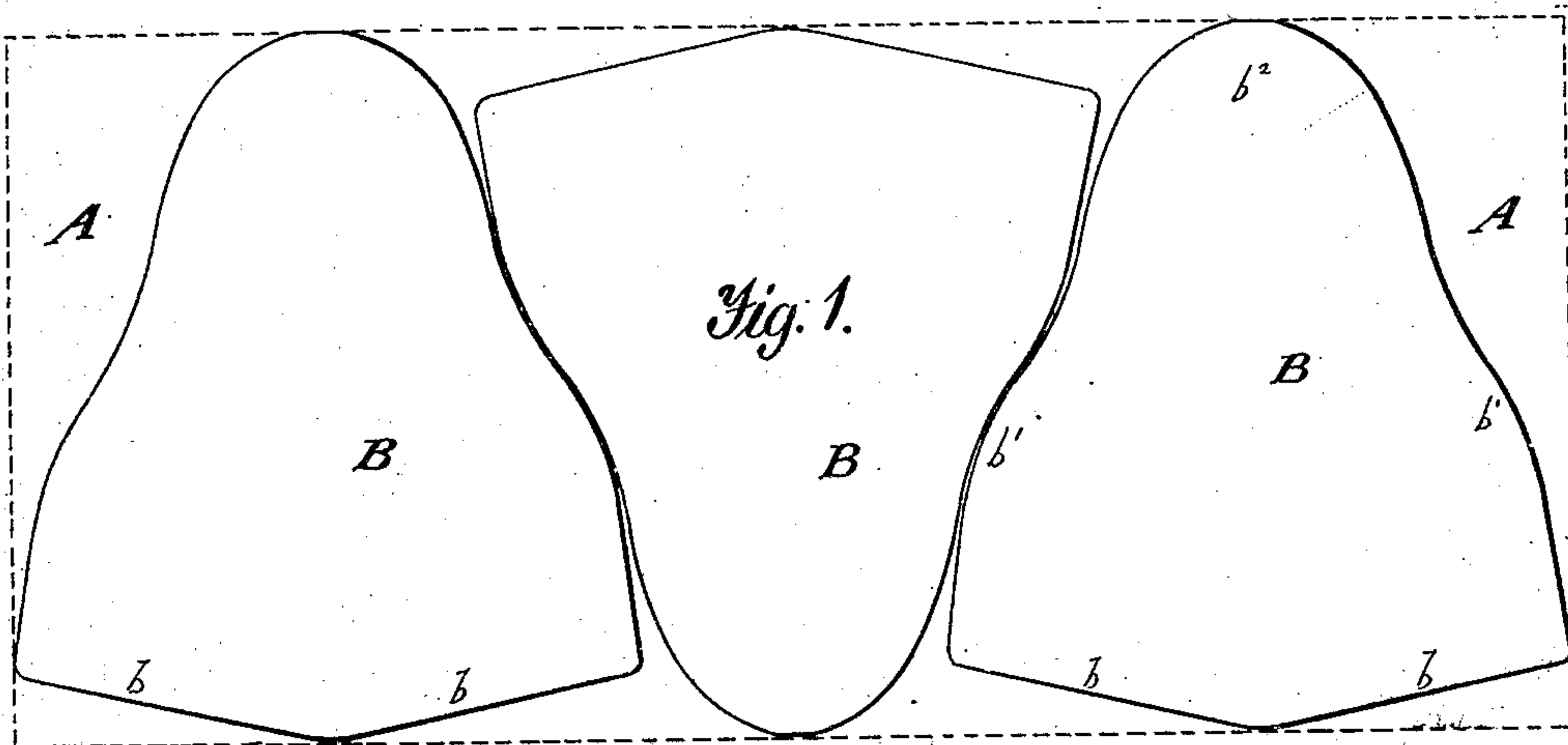
(No Model.)

C. J. DUNN & G. F. CAIN.

SHOE.

No. 343,573.

Patented June 15, 1886.



Witnesses.
A. Ruppert.
R. E. Grant

Inventor.
C. J. Dunn.
G. F. Cain }
Per
Thomas P. Simpson,
att'y

UNITED STATES PATENT OFFICE.

CHARLES J. DUNN AND GEORGE F. CAIN, OF VENICE, ILLINOIS; SAID
DUNN ASSIGNOR TO SAID CAIN.

SHOE.

SPECIFICATION forming part of Letters Patent No. 343,573, dated June 15, 1886.

Application filed January 23, 1886. Serial No. 189,480. (No model.)

To all whom it may concern:

Be it known that we, CHARLES J. DUNN and
GEORGE F. CAIN, citizens of the United States,
residing at Venice, in the county of Madison
and State of Illinois, have invented certain new
and useful Improvements in the Method of
Preparing an Upper in One Piece for Attach-
ment to a Shoe-Sole; and we do declare the fol-
lowing to be a full, clear, and exact descrip-
tion of the invention, such as will enable oth-
ers skilled in the art to which it appertains to
make and use the same, reference being had
to the accompanying drawings, and to the let-
ters and figures of reference marked thereon,
which form a part of this specification.

The special object of the invention is to
make a shoe or gaiter with a one-piece upper,
cut alternately in reverse, so as to economize
stock, crimped on the lines of cut for ankle
and instep before the slits for these are made,
and the whole upper made to assume a shape
which it will afterward maintain.

Figure 1 of the drawings represents a piece
of upper-stock with the patterns or blanks cut
alternately in reverse. Fig. 2 is a side eleva-
tion of the crimper with the upper-pattern
stretched and fastened thereon. Fig. 3 is an
elevation in perspective of the upper, showing
the ankle and instep slit and the completed
shoe.

In the drawings, A represents a piece of
stock, from which we cut in outline three pat-
terns, B, alternately in an opposite direction,
so as to minimize the scrap or waste. The
pattern B is cut so as to have at an obtuse an-

gle to each other the two edges $b\ b$, which,
when doubled and sewed together, form the
heel-seam—the only one which the upper has;
also, to have slightly-converging edges $b'\ b'$, to
form the ankle-sides, and the oval point b^2 , for
the toe.

Next, without making any slit or cut what-
ever in the pattern or blank, we stretch it
across the crimper C on a longitudinal median
line, which will rest upon the instep-curve c
and straight ankle-line c' . We then tack the
edges of the stretched pattern to each side of
the crimper, on which it remains until the de-
sired shape has been secured. After remov-
ing the blank from the crimper we cut on the
line of fold or crimp, to form the ankle-slit D
and the instep-slit E.

The advantages of our invention are, that
we economize stock, make a shape that will
stay, and insure a nice easy fit.

What we desire to protect by Letters Pat-
ent is—

A pattern for shoe-uppers, having the ob-
tuse-angled edges $b\ b$, the slightly-converging
sides $b'\ b'$, and the oval end b^2 , whereby it may
be crimped, ankle and instep openings made
by a single slit, and a heel-seam formed, as
shown and described.

In testimony whereof we affix our signatures
in presence of two witnesses.

CHARLES J. DUNN.
GEORGE F. CAIN.

Witnesses:

T. S. CAVNER,
W. H. H. SQUIRE.