

(No Model.)

O. P. ELTERICH.
COMBINATION POCKET TOOL.

No. 343,534.

Patented June 8, 1886.

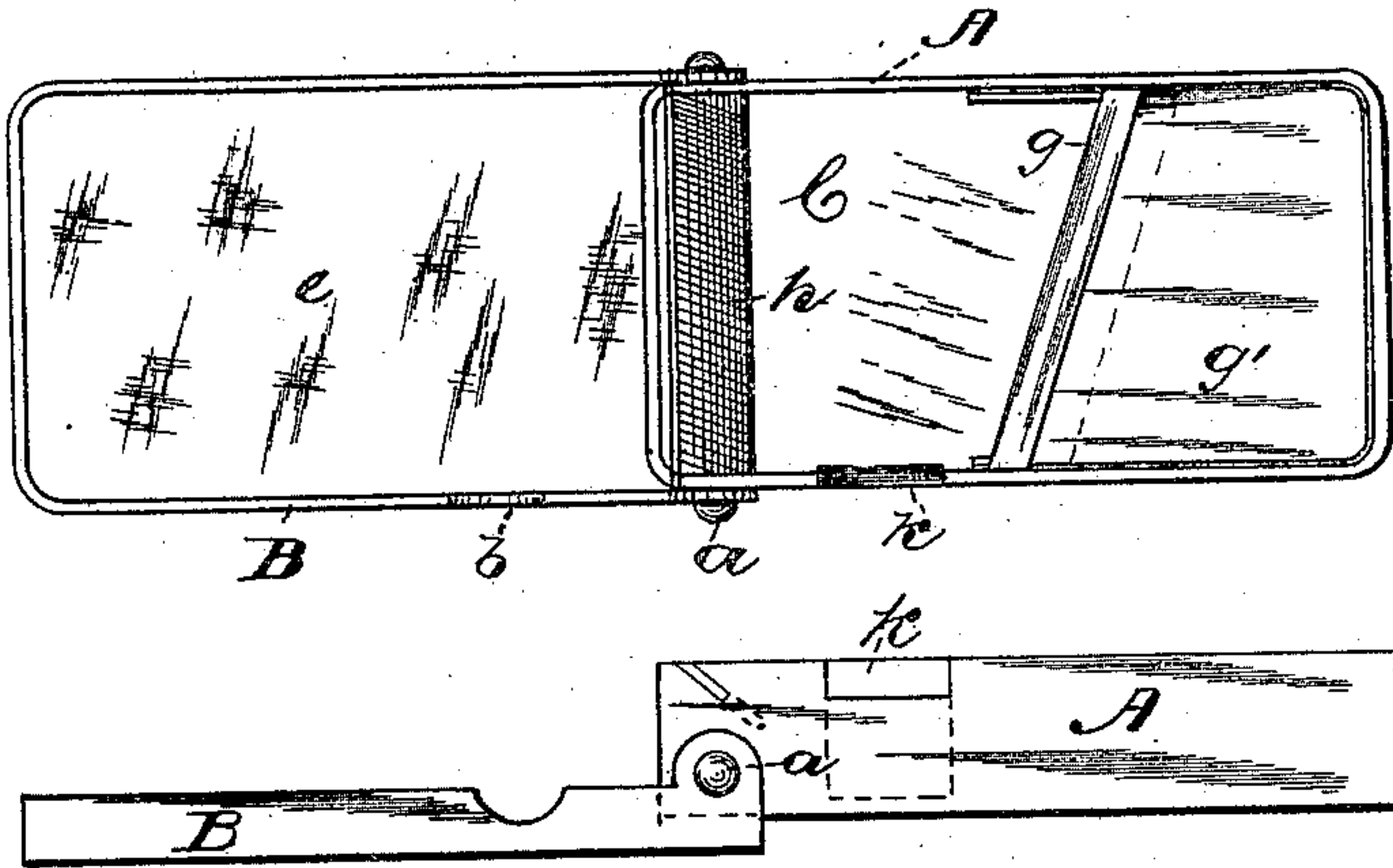
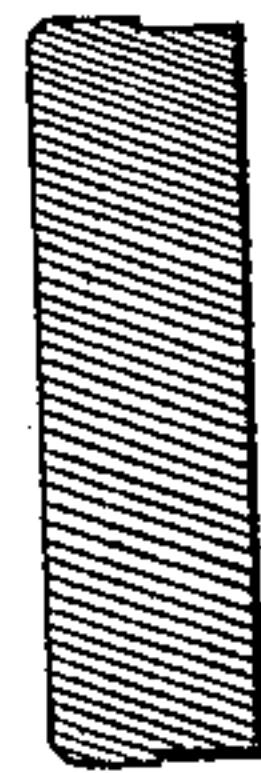
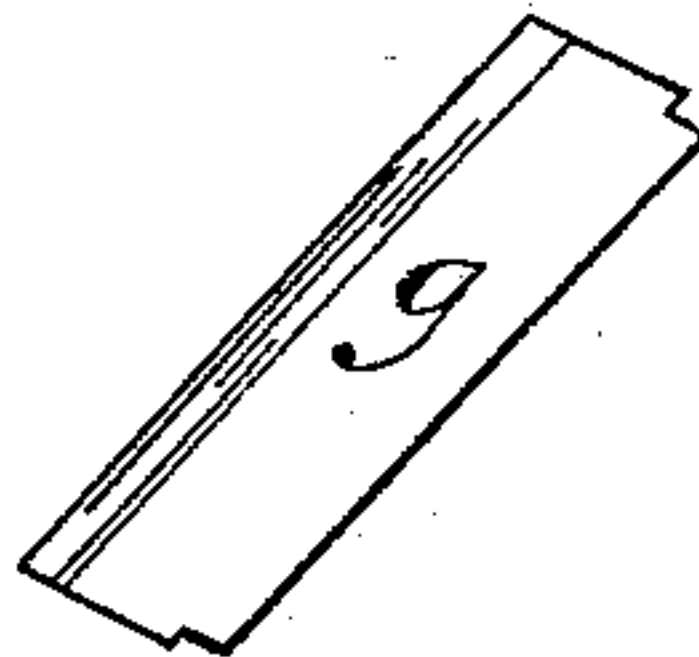
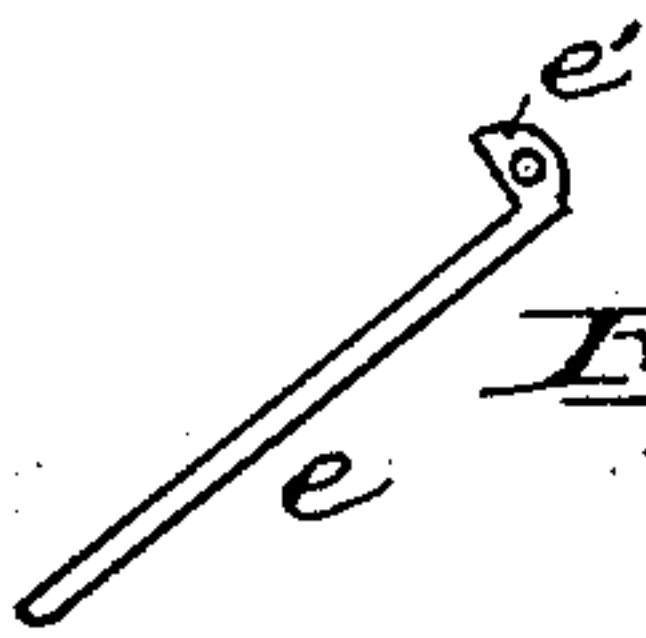
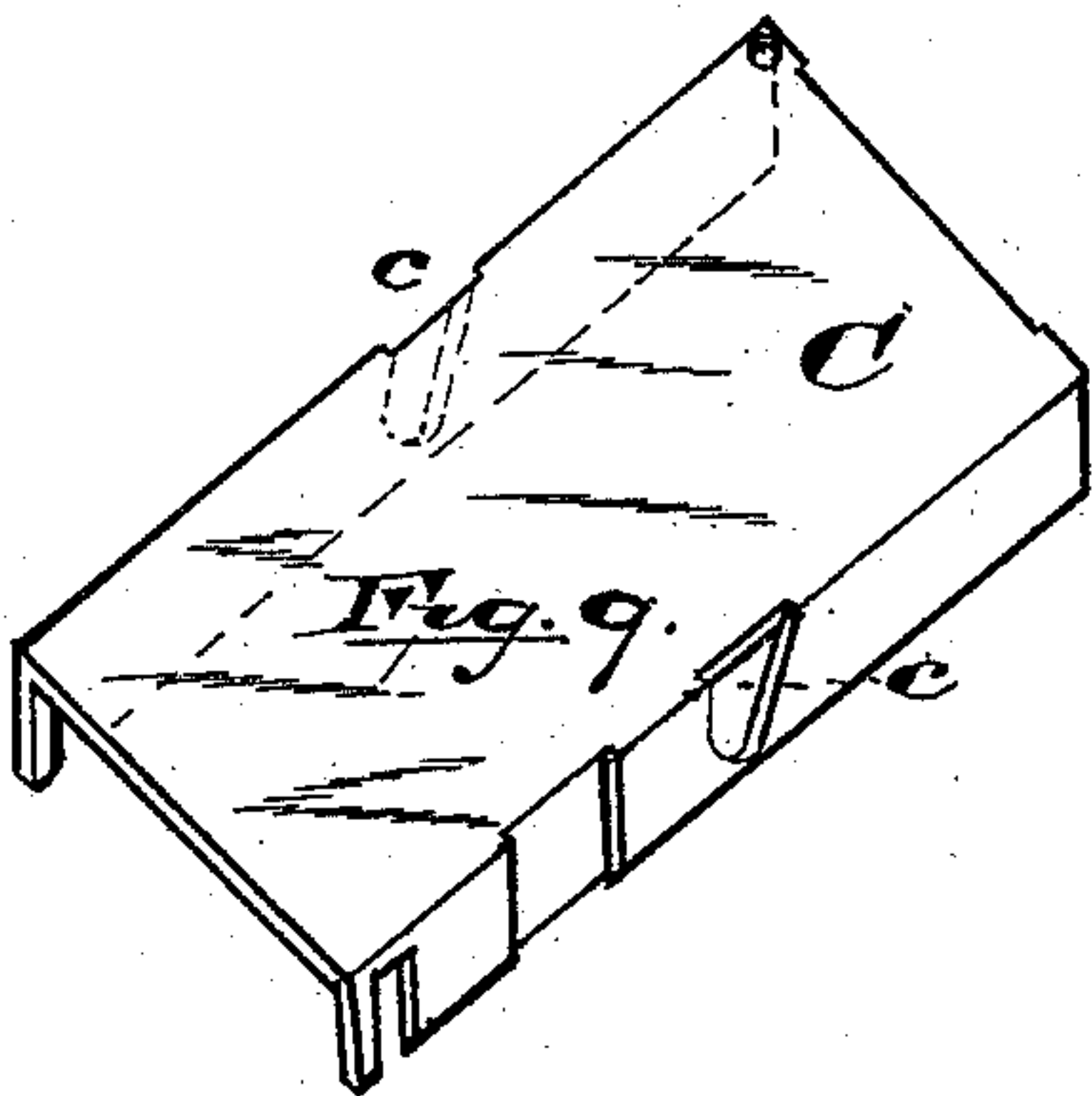

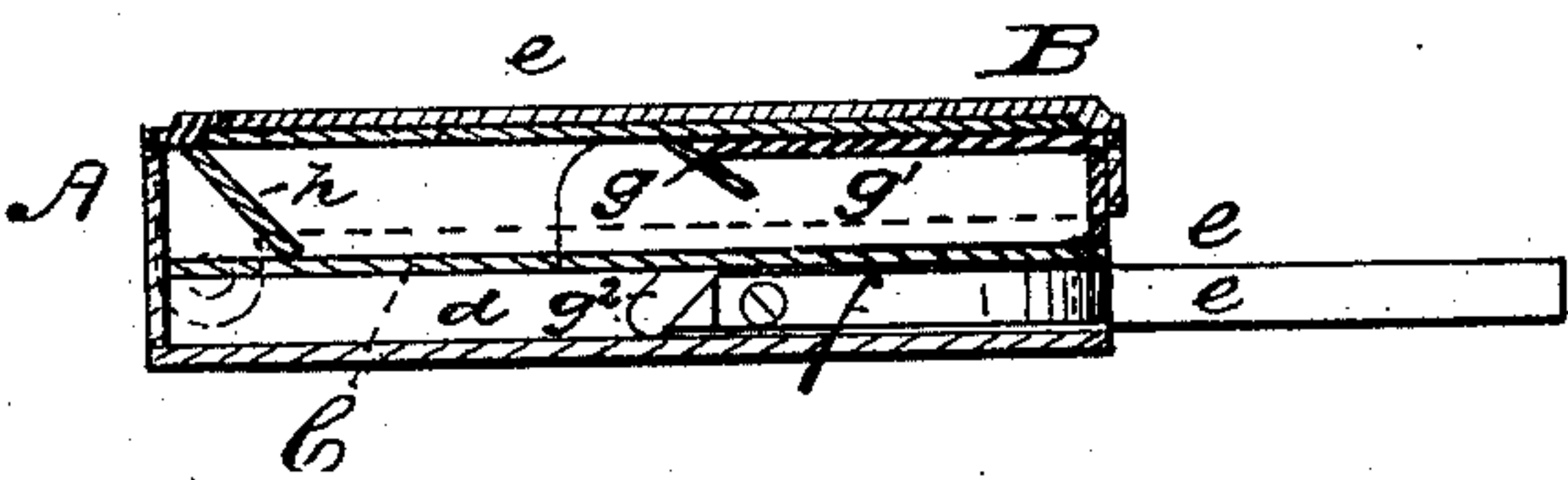


Fig. 2.



Attest:

Wm. F. Campbell.
Oscar A. Michel.

Inventor:

Otto P. Elterich,
By Drake & Co., attys.

UNITED STATES PATENT OFFICE.

OTTO P. ELTERICH, OF NEWARK, NEW JERSEY, ASSIGNOR OF ONE-HALF TO
AUGUST GOERTZ & CO., OF SAME PLACE.

COMBINATION POCKET-TOOL.

SPECIFICATION forming part of Letters Patent No. 343,534, dated June 8, 1886.

Application filed September 30, 1885. Serial No. 178,678. (No model.)

To all whom it may concern:

Be it known that I, OTTO P. ELTERICH, a citizen of Germany, residing at Newark, in the county of Essex and State of New Jersey, have
5 invented certain new and useful Improvements in Combination Pocket-Tools; and I do hereby declare the following to be a full, clear, and exact description of the invention, such as will enable others skilled in the art to which it ap-
10 pertains to make and use the same, reference being had to the accompanying drawings, and to letters of reference marked thereon, which form a part of this specification.

The object of this invention is to provide a
15 cheap and convenient pocket-tool, combining a pencil-sharpening knife and file, a cigar-cutter, a receptacle for the cuttings of the pencil and cigar, and a match-safe, which is constructed substantially as illustrated in the
20 drawings and described in the specification.

The invention consists of the combination-tool, substantially as illustrated, described, and claimed herein.

Of the several views of the drawings, Fig-
25 ure 1 is a plan of the combination-tool open, showing the interior arrangement thereof. Fig. 2 is a side elevation of Fig. 1. Fig. 3 is a longitudinal section of the tool when the lid is closed, the cover to the match-receptacle
30 being open. Fig. 4 is a side elevation of the knife-holding frame. Figs. 5, 6, 7, and 8 are detail views, which will be described hereinafter; and Fig. 9 is a perspective view of the inside box or partition.

35 Similar reference - letters indicate corresponding parts in each of the views.

In said drawings, A indicates the body of the tool or outer shell, and B the cover for the same, which is pivoted at *a* to the shell A.

40 Within the outer shell is an inner box or partition, C, which divides the outer shell into two receptacles, an upper and a lower receptacle, and is formed substantially as illustrated in Fig. 9.

45 The lower receptacle, *d*, is designed for matches, and is provided with a cover, *e*, Figs. 3 and 5, having a cam projection, *e'*, engaging with a spring, *f*.

In the upper receptacle is arranged a pencil-sharpening knife, *g*, which is removably
50 secured to a frame, *g'*, slotted on the sides to hold the knife obliquely therein, as indicated in Fig. 4, the frame being provided with obliquely-projecting arms *g''*, which engage with
55 similarly-inclined slots *c* in the partition and hold said frame in place.

A pencil-file, *h*, is arranged obliquely in slots in the shell A, as shown particularly in Figs. 1, 3, and 7, upon which the lead of the
60 pencil may be pointed after the wood portion of the pencil has been shaped on the knife *g*.

A cigar-cutting knife, *k*, is arranged at some point on the sides of the outer shell, so that when the lid B is closed it will press the cigar
65 upon the knife, and thereby cut off a greater or less part of the cigar, as may be desired. The portion *b* of the lid which presses upon the cigar is cut out, to prevent the cigar from moving, and makes a clean cut.

A looking-glass, *e*, may be placed in the lid
70 B, as indicated in Fig. 3.

Any kind of a pencil—lead or slate—can be sharpened on the knife, and the cuttings are caught in the upper receptacles, and, more-
75 over, in sharpening the pencil by means of such an arrangement the hands are not soiled, as when sharpened in the usual manner with an ordinary knife.

The preferred combination of tools or devices which I use are, the knife, pencil-sharp-
80 ener, the file, and the cutting-receptacle independent of the match-receptacle, looking-glass, or cigar-cutter; but all of these may be combined, as has been illustrated hereinbefore.

Having described my invention, I desire to
85 claim the following:

1. In a combination-tool, in combination, a casing, a pencil-file set obliquely therein, and a knife-holding frame having a knife set obliquely therein and removable therefrom, said
90 casing forming a receptacle for the pencil-cuttings, and being provided with a covering, substantially as and for the purpose set forth.

2. In a combination-tool, in combination, a box or casing, a partition dividing said box
95 into an upper and lower receptacle, a knife-

holding frame removably secured in the upper receptacle, having a knife set obliquely therein and adapted to be removed therefrom, a pencil-file arranged in the same receptacle
5 as the knife-frame, a cigar-cutting knife arranged in the side of the box in the upper receptacle, and a spring-actuated cover arranged upon the lower receptacle, substantially as and for the purposes set forth.

In testimony that I claim the foregoing I do have hereunto set my hand this 21st day of September, 1885.

OTTO P. ELTERICH.

Witnesses:

FREDERICK F. CAMPBELL,
AUG. GOERTZ.