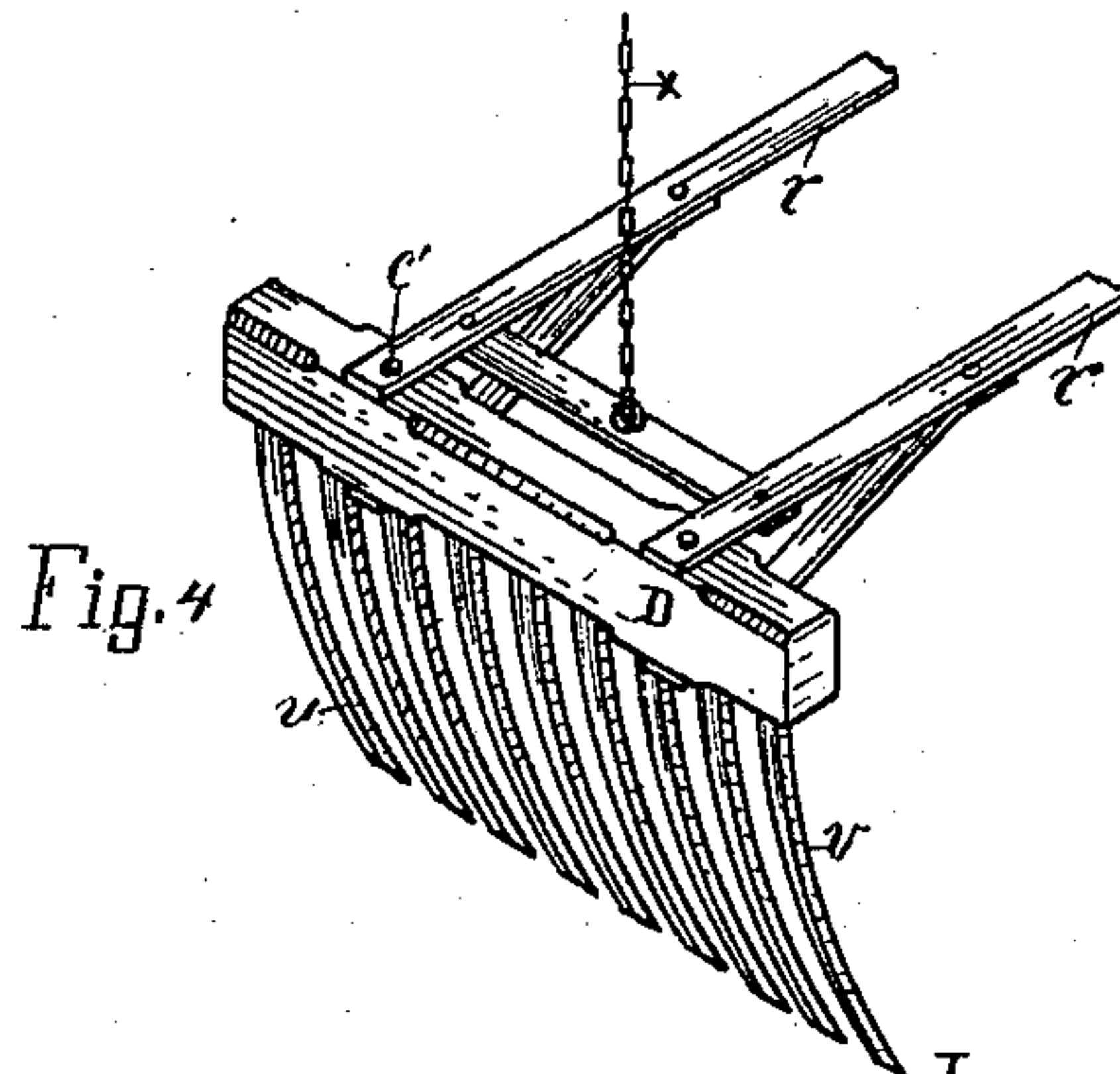
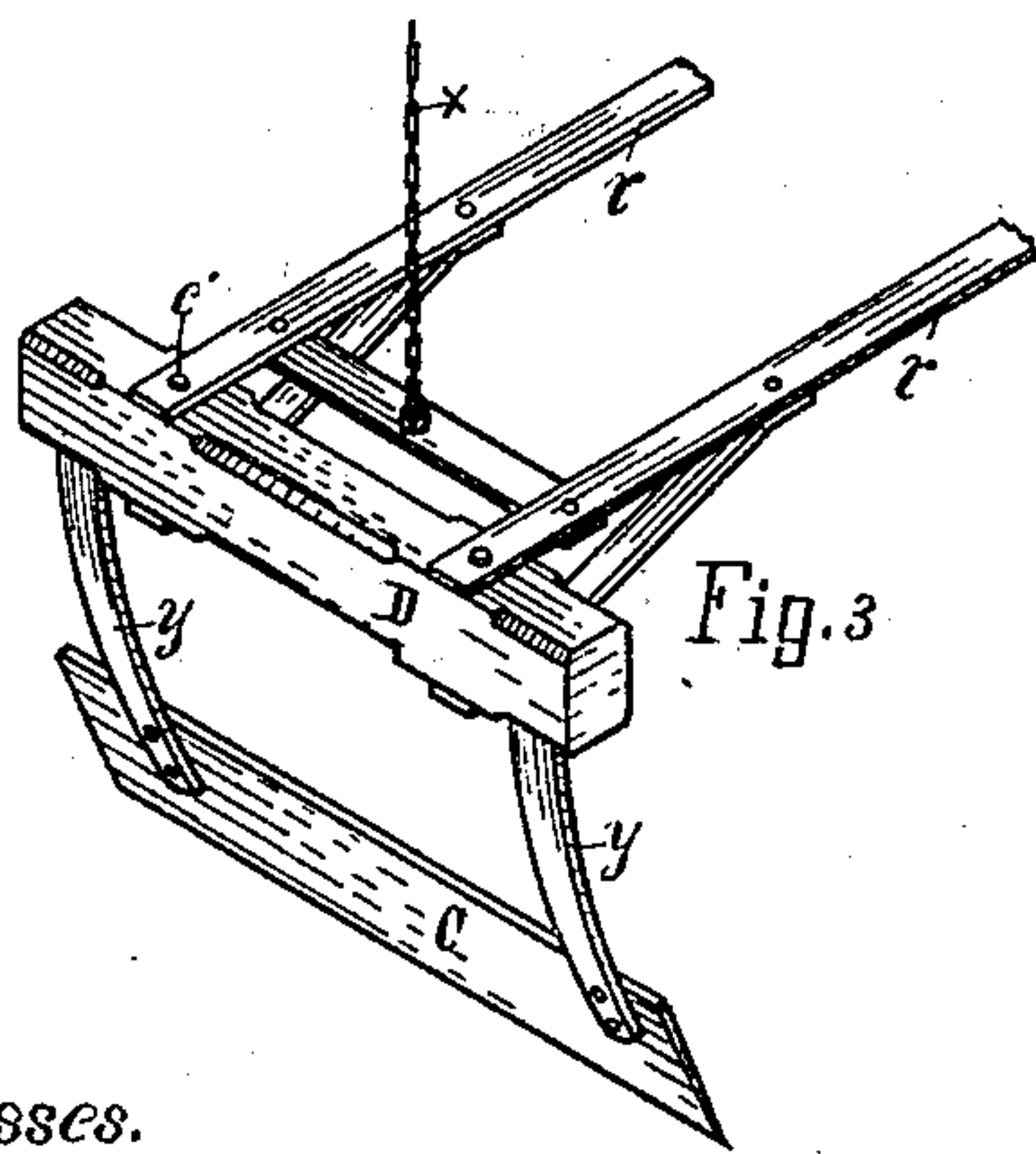
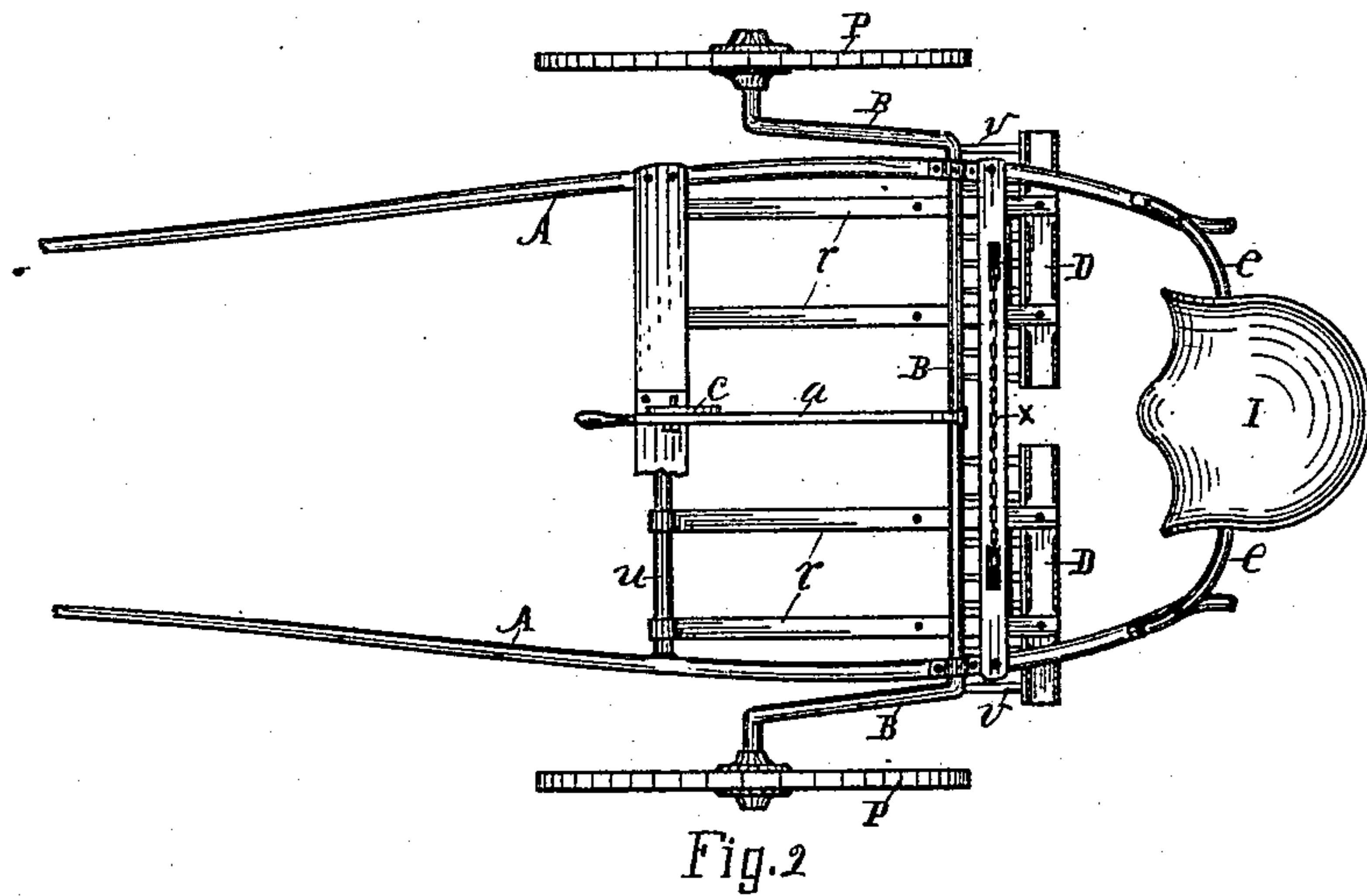
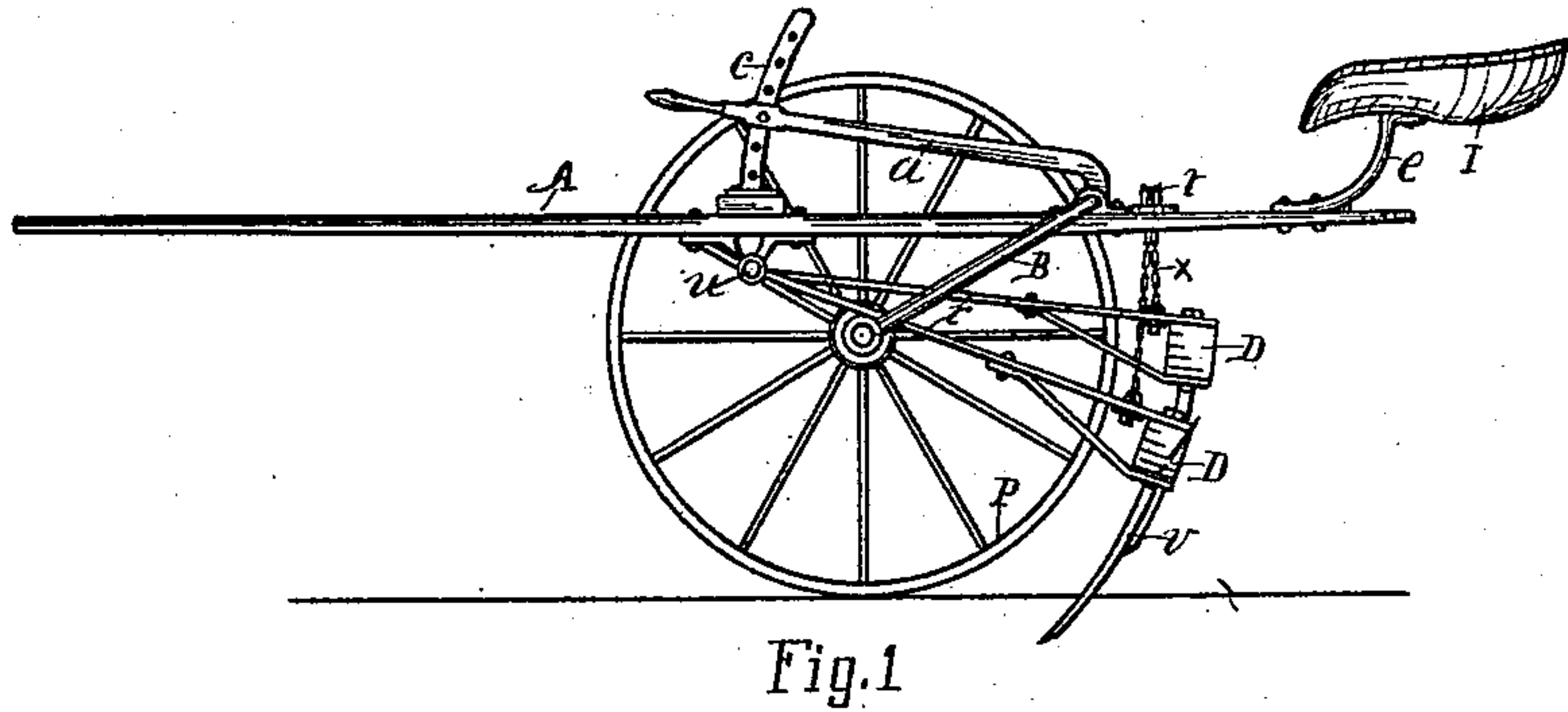


(No Model.)

C. F. PLUMB.
POTATO DIGGER AND COVERER.

No. 343,063.

Patented June 1, 1886.



Witnesses.

John C. Perkins
L. W. Eastman

Inventor.

Charles F. Plumb
By Lucius C. Nash
att'y-

UNITED STATES PATENT OFFICE.

CHARLES F. PLUMB, OF WATERFORD, MICHIGAN.

POTATO DIGGER AND COVERER.

SPECIFICATION forming part of Letters Patent No. 343,063, dated June 1, 1886.

Application filed November 24, 1885. Serial No. 183,829. (No model.)

To all whom it may concern:

Be it known that I, CHARLES F. PLUMB, a citizen of the United States, residing at Waterford, county of Oakland, State of Michigan, have invented a new and useful Potato Digger and Coverer, of which the following is a specification.

The object of this invention is to construct an improved potato-digger, in the operation of which the action of the operator to force one digger into a potato-hill causes the other digger to be lifted from the hill.

Another object is to construct a combined potato digger and coverer having a like action as to operation in digging and covering.

In the drawings forming a part of this specification, Figure 1 is a side elevation; Fig. 2, a top view; Fig. 3, a coverer in perspective enlarged, and Fig. 4 a digger in enlarged perspective.

Referring to the reference-letters marked on the drawings, B is the wheel-axle, having rotatable bearings in the frame, and provided with right-angled elbow portions, with which the wheels are connected, as at P. A lever, *a*, connects with the central part of the axle, and the forward end of the lever adjustably connects with the perforated (or ratchet, if preferred) standard *c* in a manner to fix the desired height of the frame from the ground. To the front beam, *u*, of the frame the forward ends of bars *r* are hinged. These bars are in two sets of two in a set on each side of the machine; but single bars on each side in the same relation might be employed. To the rear ends of the bars *r* are detachably bolted beams D, as at *c'*, said beams either bearing the digger-tines, as in Fig. 4, or the covering-blade secured to standards *y y* pendent from beam D, as in Fig. 3, according to which use the machine is to be put to. Connecting with the bars *r* and the beam D on one side is a chain, *x*, which passes up over a pulley in the frame, across the frame, thence down over another pulley, and connecting with the bars *r* and beam D on the other side of the machine. The means of connecting the chain *x* with these parts here shown is a cross-bar secured

to the bars *r* in front of beam D, for convenience; but the chain may be otherwise connected, as to the beam itself, if desired. The seat I is supported on the frame in a position that the driver can place a foot upon each beam D.

In the operation the machine is driven obliquely across the field, the diggers coming over two obliquely-running rows of potatoes. Thus the hills alternate—that is, when the operator presses one digger down in the hill with one foot this action, by drawing down on the chain, raises the digger over the other row out of a hill, bringing the potatoes out with it. Thus the operator alternately forces first one digger down in a hill and then the other as the machine passes over the field.

The operation of covering is the same as digging—that is, one blade is forced down to cover a hill while the other is elevated from a hill which it has just covered.

Having thus described my invention, what I claim as new, and desire to secure by Letters Patent of the United States, is—

1. The combination of a wheel-frame, bars on each side adapted to play vertically, beams secured to the rear end of said bars and bearing digger-tines, and a chain connecting said bars and passing over elevated supports or pulleys, whereby the forcing of one digger down into the soil raises the other digger out of the soil, substantially as set forth.

2. In a combined digger and coverer, the combination of a wheel-frame, bars on each side adapted to play vertically, beams bearing tines or blades, in accordance with the use intended, adapted for detachable connection with the rear end of said bars, and a chain connecting with the bars and passing over elevated supports or pulleys, substantially as set forth.

In testimony of the foregoing I have hereunto subscribed my name in presence of two witnesses.

CHARLES F. PLUMB.

Witnesses:

F. A. CRAWFORD,
M. W. BLOOMBERG.