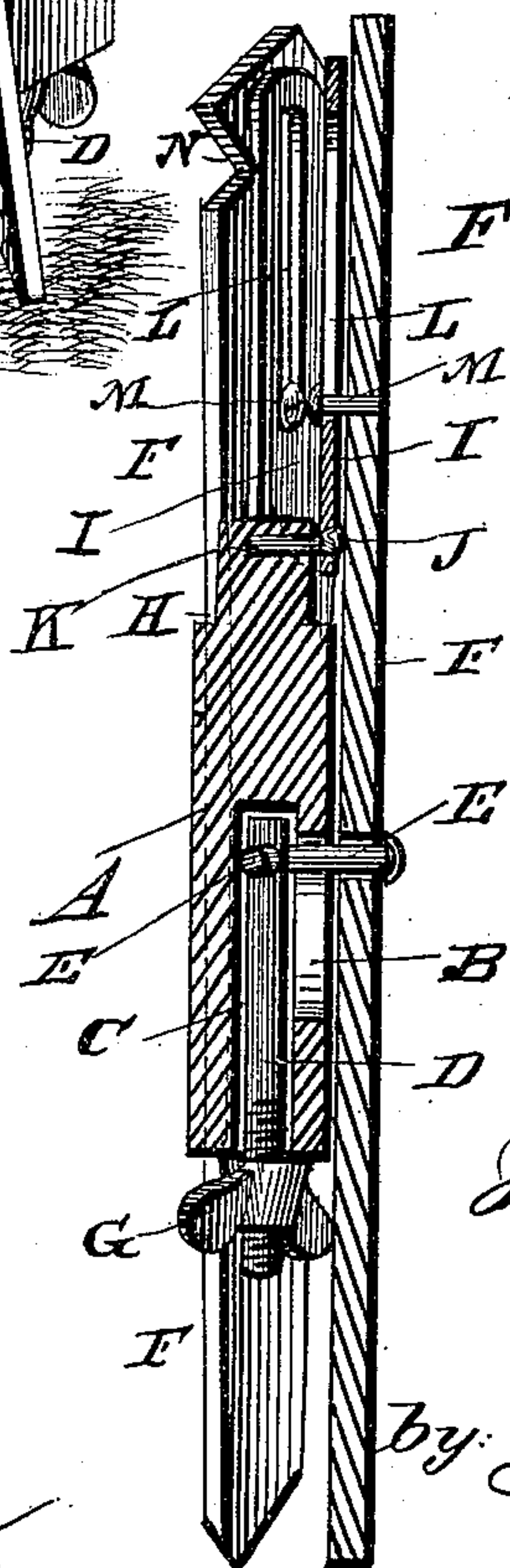

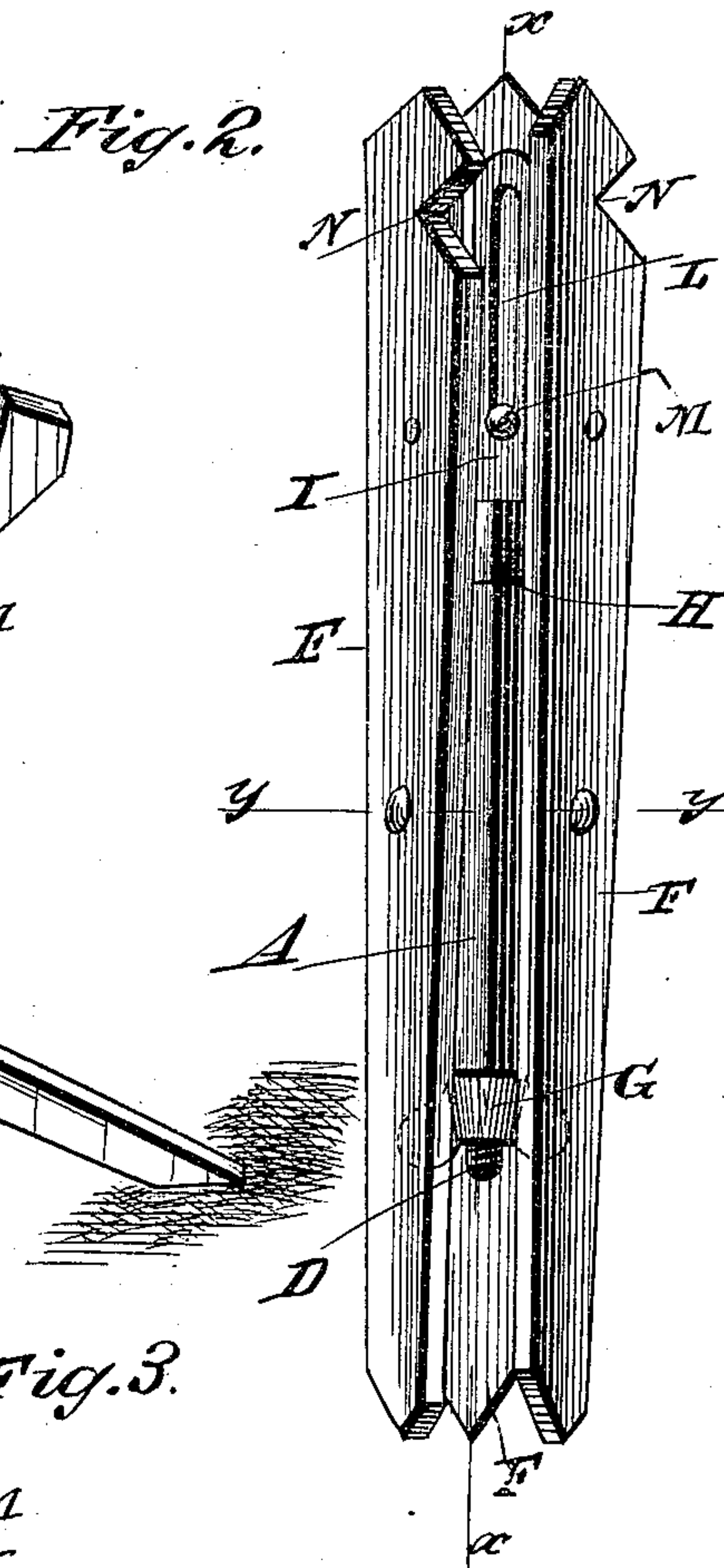
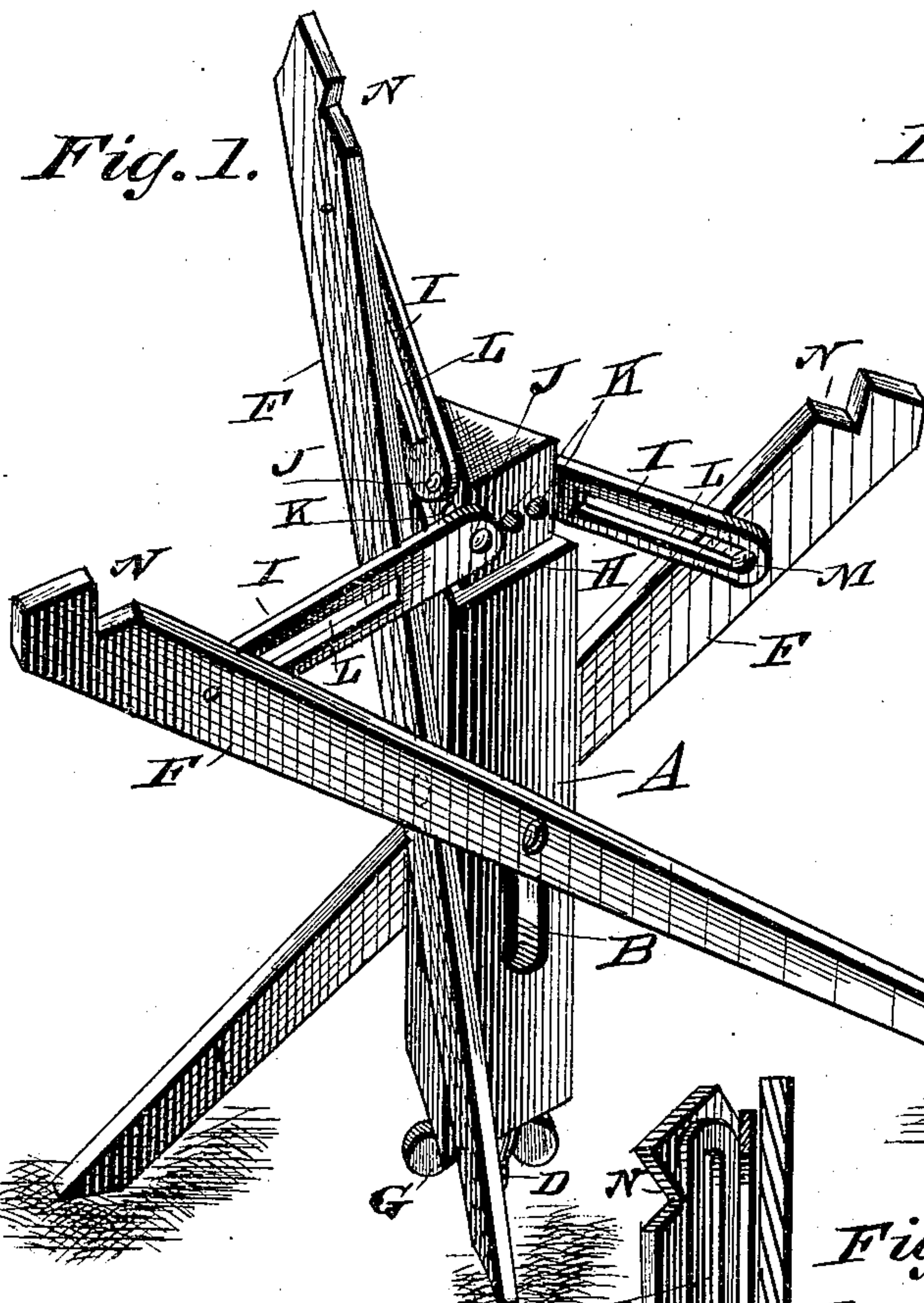


(No Model.)

H. GEISLER.  
WASH TUB STAND.

No. 343,023.

Patented June 1, 1886.



WITNESSES

*Phil. Dietrich.*  
*Wm. Bagger*

*Henry Geisler,*  
INVENTOR

by *Louis Bagger & Co.*  
Attorneys.



# UNITED STATES PATENT OFFICE.

HENRY GEISLER, OF MANITOWOC, WISCONSIN.

## WASH-TUB STAND.

SPECIFICATION forming part of Letters Patent No. 343,023, dated June 1, 1886.

Application filed July 1, 1885. Serial No. 170,357. (No model.)

*To all whom it may concern:*

Be it known that I, HENRY GEISLER, a citizen of the United States, and a resident of Manitowoc, in the county of Manitowoc and State of Wisconsin, have invented certain new and useful Improvements in Wash-Tub Stands; and I do hereby declare that the following is a full, clear, and exact description of the invention, which will enable others skilled in the art to which it appertains to make and use the same, reference being had to the accompanying drawings, which form a part of this specification, and in which—

Figure 1 is a perspective view of my improved wash-tub stand, showing the same in extended position and ready for operation. Fig. 2 is a side view showing the stand folded. Fig. 3 is a sectional view taken on the line *x x* in Fig. 2, and Fig. 4 is a sectional view taken on the line *y y* in Fig. 2.

The same letters refer to the same parts in all the figures.

This invention relates to an improved folding wash-tub stand or device for supporting wash-tubs at the desired height while in use; and it consists in the improved construction, arrangement, and combination of parts, which will be hereinafter fully described, and particularly pointed out in the claims.

In the drawings hereto annexed, A designates a center block, which is made triangular in cross-section, and the sides of which are provided with central vertical slots, B B, meeting at the center of the block, and from whence a central perforation, C, extends to the lower end of the said block. In this perforation is fitted a rod, D, the upper end of which is provided with horizontal arms E E, extending through the vertical slots B B, and on the projecting ends of which are pivoted the legs F F. The lower end of the rod D is screw-threaded and provided with a thumb-nut, G, whereby it may be readily adjusted, thereby adjusting the legs F F vertically with relation to the central connecting-block, A. The upper end of the block A is provided with shoulders H, above which are pivoted the arms or braces I I, by means of screws or bolts J J, which latter are capable of being adjusted in any one of a series of perforations, K K. The outer ends of the said arms or braces are provided with slots L L, through which screws or headed studs M M are inserted into the folding legs F F. It will be

seen that when the latter are folded the studs M will travel in the slots L, which latter, on the other hand, will limit the extent to which the said legs may be unfolded, while, by adjusting the screws or bolts J J, the said limit may be increased or diminished, thereby adjusting the stand to tubs of various sizes. The height may be regulated by adjusting the rod D vertically by means of the thumb-nut G, thereby allowing the lower ends of the legs to spread more or less, and consequently adjusting and regulating the height. The upper ends of the legs F F are provided with notches N N, in which the tub may be placed and held securely and without danger of slipping.

From the foregoing description, taken in connection with the drawings hereto annexed, the operation and advantages of this invention will be readily understood without requiring any extended explanation. The construction is simple and inexpensive, and the device may, when not in use, be folded, as shown in Fig. 2, so as to occupy but little space.

Having thus described my invention, I claim and desire to secure by Letters Patent of the United States—

1. In a folding wash-tub stand, the combination of a triangular center-block having vertically-slotted sides, a vertically-adjustable central rod having arms extending through the said slots, and the folding legs pivoted upon the said arms, and braces connecting the top of said block with the top of each folding leg, substantially as and for the purpose herein set forth.

2. In a folding wash-tub stand, the combination of a triangular center-block having vertically-slotted side, a vertically-adjustable central rod having arms extending through the said slots and provided with a thumb-nut at its lower end, folding legs mounted pivotally upon the projecting ends of the said arms, slotted arms or braces pivoted upon screws or bolts adjustable at the upper end of the triangular center-block, and screws or headed studs passing through the slots in the said braces into the folding legs, substantially as and for the purpose herein set forth.

In testimony that I claim the foregoing as my own I have hereunto affixed my signature in presence of two witnesses.

Witnesses: HENRY GEISLER.  
WILLIAM BACH,  
CHAS. C. SYMES.