

(No Model.)

2 Sheets—Sheet 1.

A. MEYER.

HOP PRESS.

No. 342,805.

Patented June 1, 1886.

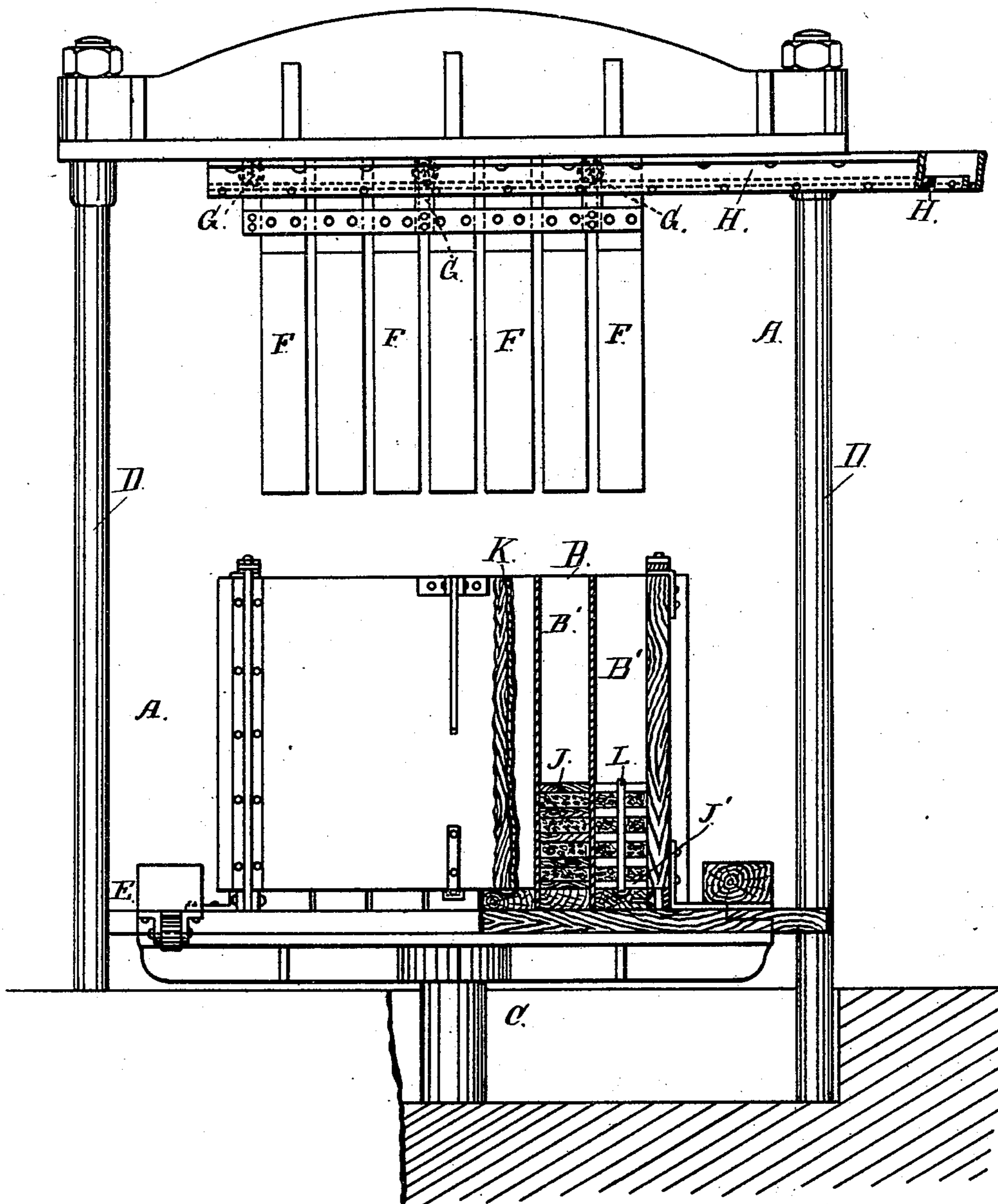


Fig. 1.

Witnesses:

Wm Meyer

Joseph E. Lee

Inventor:

Albert Meyer

By Wm Smith

Atty.

(No Model.)

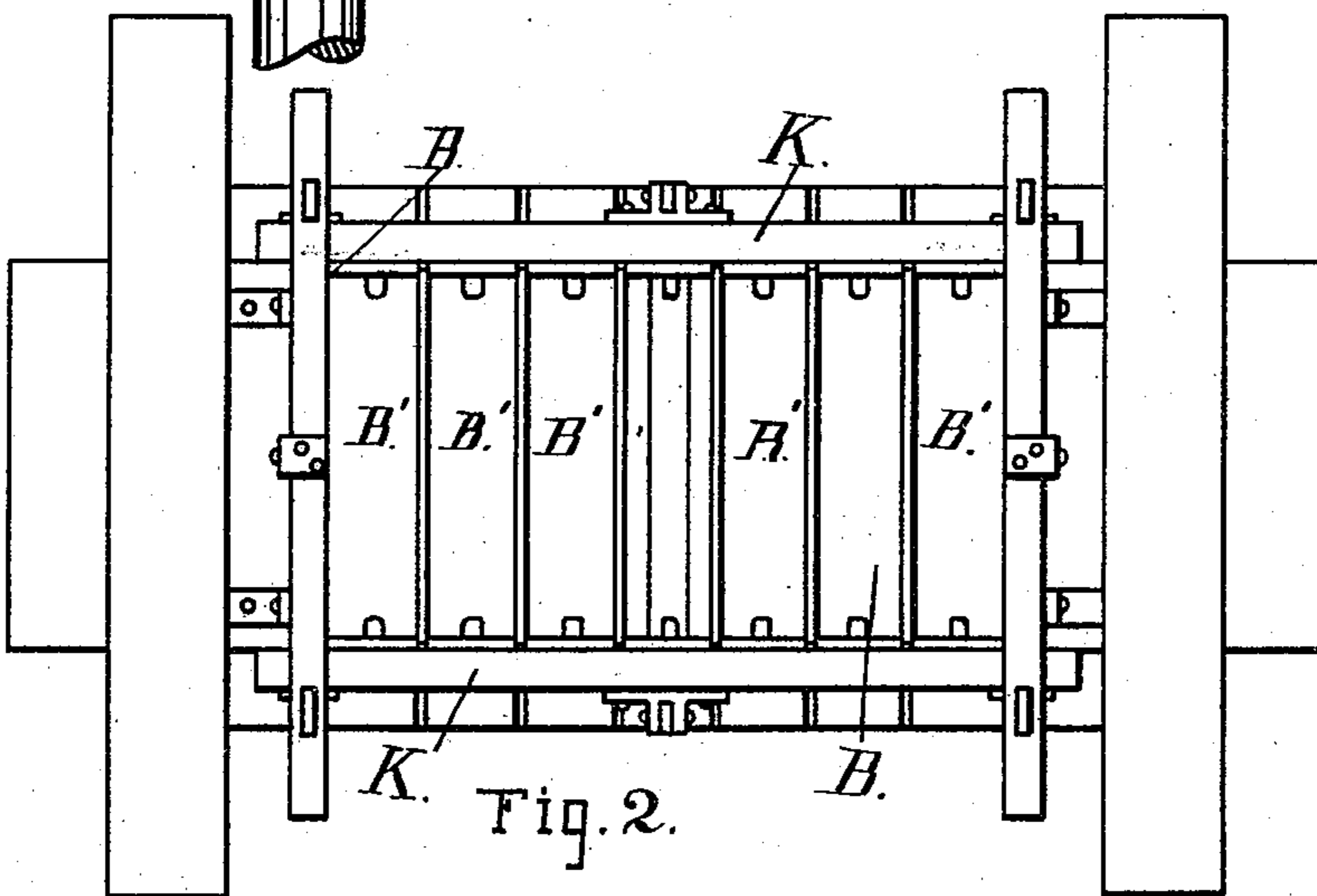
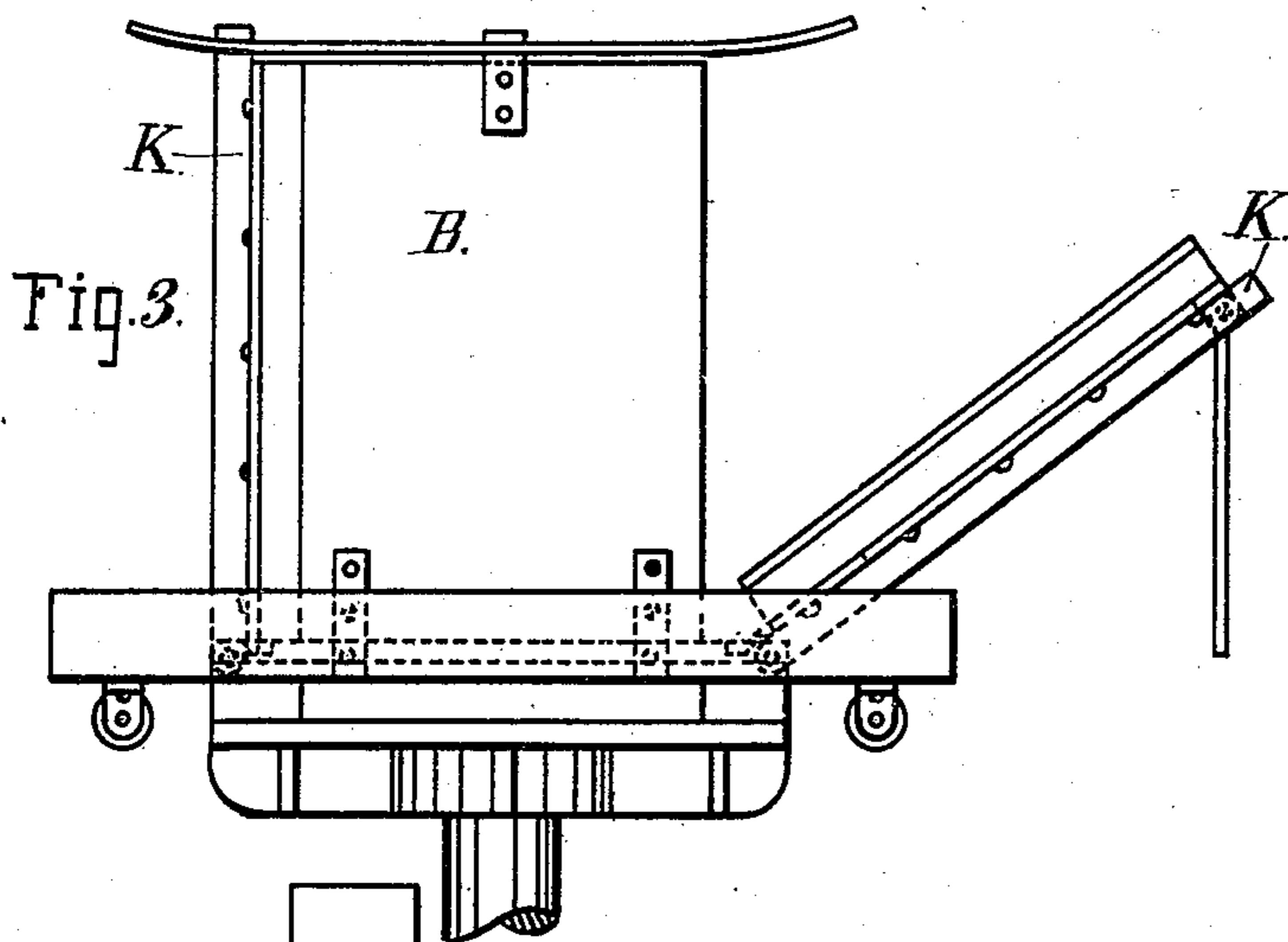
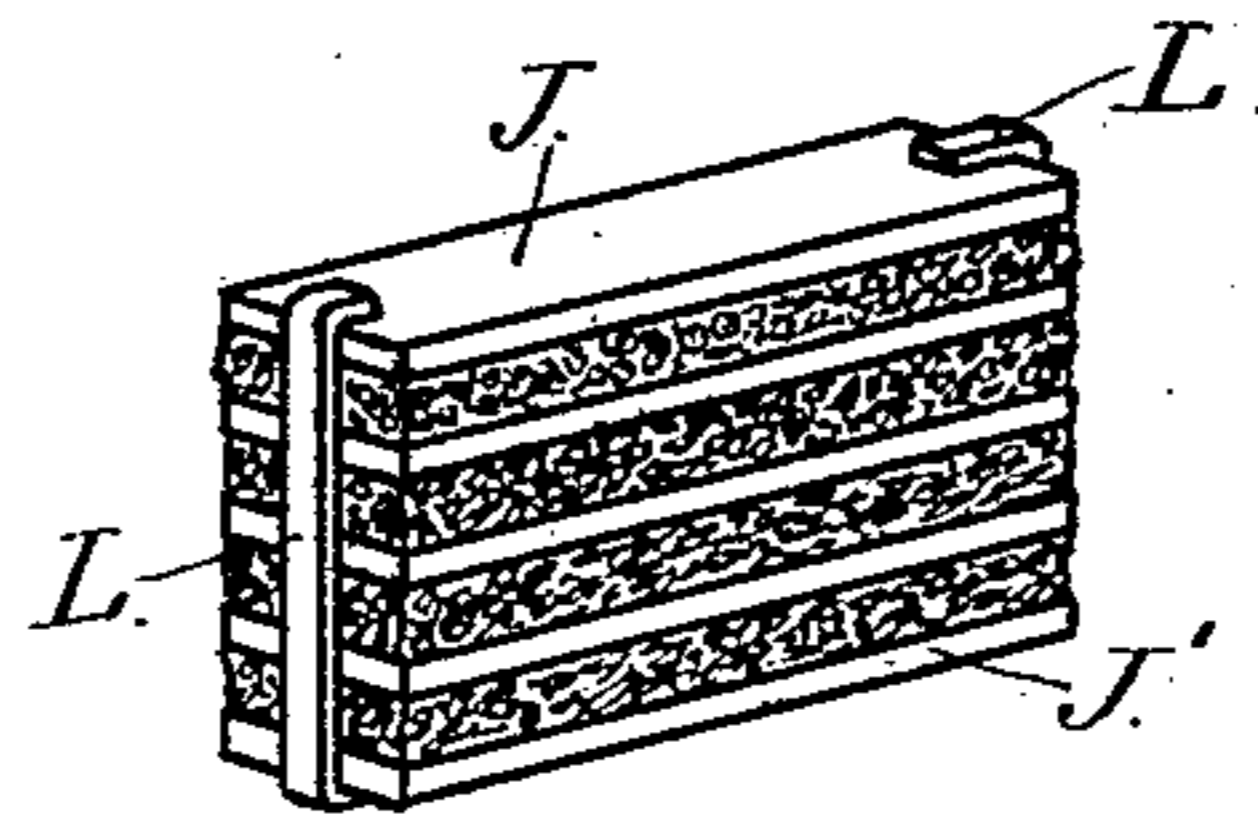
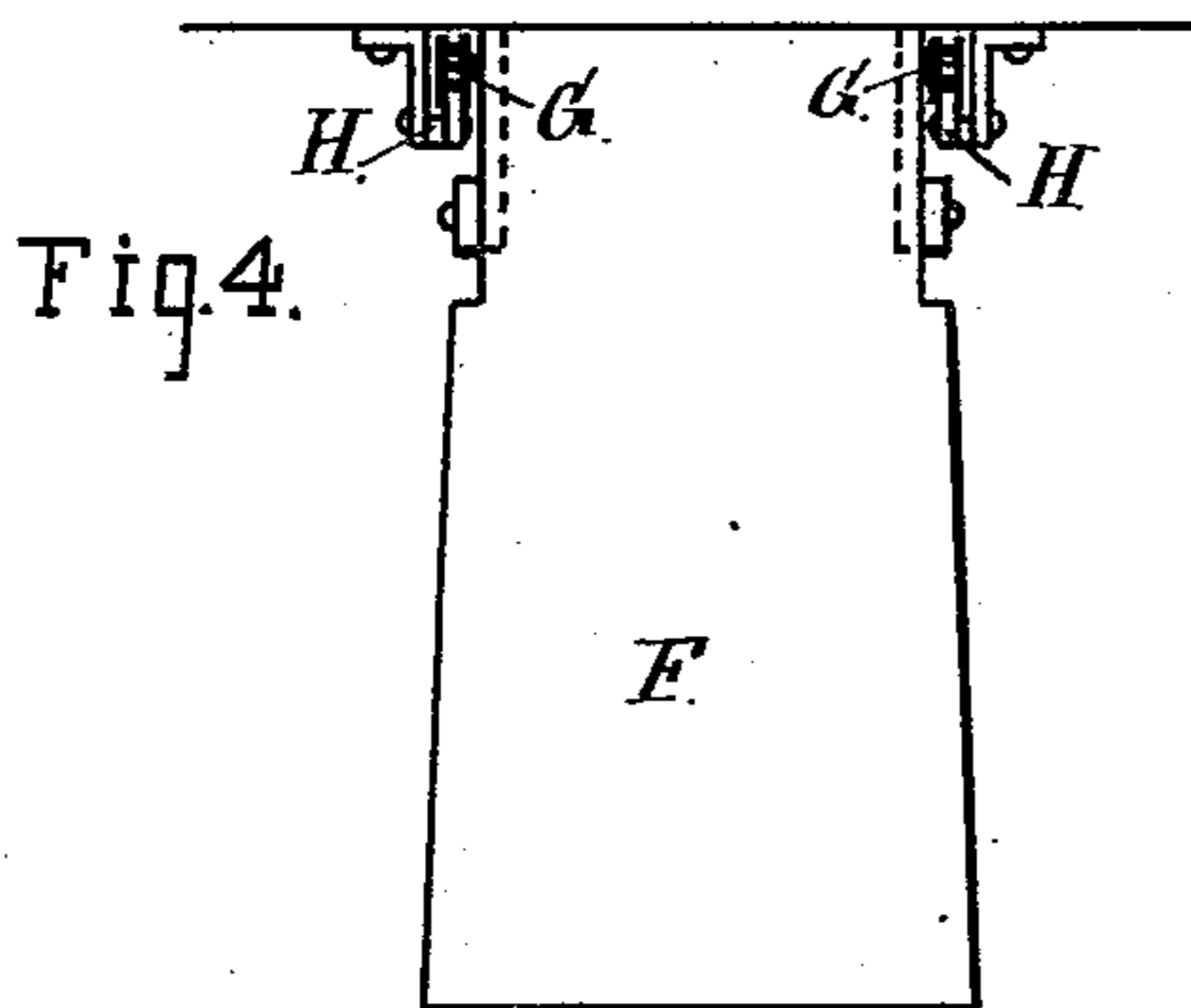
2 Sheets—Sheet 2.

A. MEYER.

HOP PRESS.

No. 342,805.

Patented June 1, 1886.



Witnesses:

Wm. Meyer
Joseph E. Ford

Inventor:

Albert Meyer
By *Edw. Smith*
Atty.

UNITED STATES PATENT OFFICE.

ALBERT MEYER, OF SAN FRANCISCO, CALIFORNIA.

HOP-PRESS.

SPECIFICATION forming part of Letters Patent No. 342,805, dated June 1, 1886.

Application filed November 9, 1885. Serial No. 182,307. (No model.)

To all whom it may concern:

Be it known that I, ALBERT MEYER, a citizen of the United States, residing at San Francisco, in the county of San Francisco and State of California, have invented a new and useful Improvement in Machines for Pressing Hops, of which the following is a specification.

My invention consists of a baling-chamber divided into cells, and operated by a hydraulic press attached to the lower end of the chamber, which carries the chamber and cells upward against a series of fixed beaters connected to the frame of the machine.

In the accompanying drawings, forming a part of this specification, Figure 1 is a front elevation of my hop-pressing machine, partly in section. Fig. 2 is a plan of the baling-chamber. Fig. 3 is a vertical section of the baling-chamber, with one door dropped. Fig. 4 is a vertical section of the fixed beaters. Fig. 5 shows a package complete.

A is an iron frame upon which my press is operated. The baling-chamber B of my press is divided up transversely into cells B', each cell having the capacity to contain the number of pounds of loose hops desired.

The press is operated by hydraulic power connected to the bottom of the machine at C, as shown, which gradually forces the chamber upward along the four posts D of the frame in the ways E.

The beaters F are suspended upon hangers and wheels G at the top of the frame, and operate upon the tracks H, so that the beaters may be easily moved to one side of the frame and be out of the way in filling the cells of the baling chamber with loose hops.

In practice the follower or beater frame is moved away upon its tracks from the baling-chamber, exposing the cells to view. Baling-boards I are then put in the bottom of each cell, and the hops weighed in a small scale, and poured into the cells until a sufficient number of pounds are received in each cell, when the follower frame or beaters are moved along the

track into a vertical line with the cells, and the baling-chamber gradually carried up against the pressers or beaters, each beater entering one of the cells of the baling-chambers, and presses the hops in its cell down against the floor of the machine, and when sufficient pressure has been brought to bear upon the contents of the cells the baling-chamber is lowered away from the beaters or pressers, and baling-boards placed upon the top of the pressed hops in the cells, indicating one or more pounds, as the case may be. A fresh lot of hops is now weighed and poured into the cells upon the top of the binding-boards, and so on until the cells are filled up with the compressed bales and binding-boards, as represented at J and J', Fig. 1, when the doors K, at each side of the baling chamber, are let down, and clamps L placed upon both ends of the baled product, which forms a package, as shown at Fig. 5, having four layers of hops, and five binding boards or pads held by the two end clamps, L.

Having thus described my invention, what I claim, and desire to secure by Letters Patent, is—

1. In a baling-press for hops, the baling-chamber divided into a series of cells operated by hydraulic power, and adapted to be forced upward against a series of beaters upon a stationary follower of the same dimensions as that of the cells, substantially in the manner as herein set forth and specified.

2. In a machine for pressing and baling hops, the combination of a baling-chamber provided with hinged side doors and transverse cells or compartments adapted to be forced upward against a series of stationary beaters or pressers, substantially in the manner as herein set forth and specified.

In testimony that I claim the foregoing I have hereunto set my hand and seal.

ALBERT MEYER. [L. S.]

Witnesses:

C. W. M. SMITH,
CHAS. E. KELLY.