

(No Model.)

J. A. COOK.
REVOLVING BLOTTER.

No. 342,781.

Patented June 1, 1886.

FIG. 1.

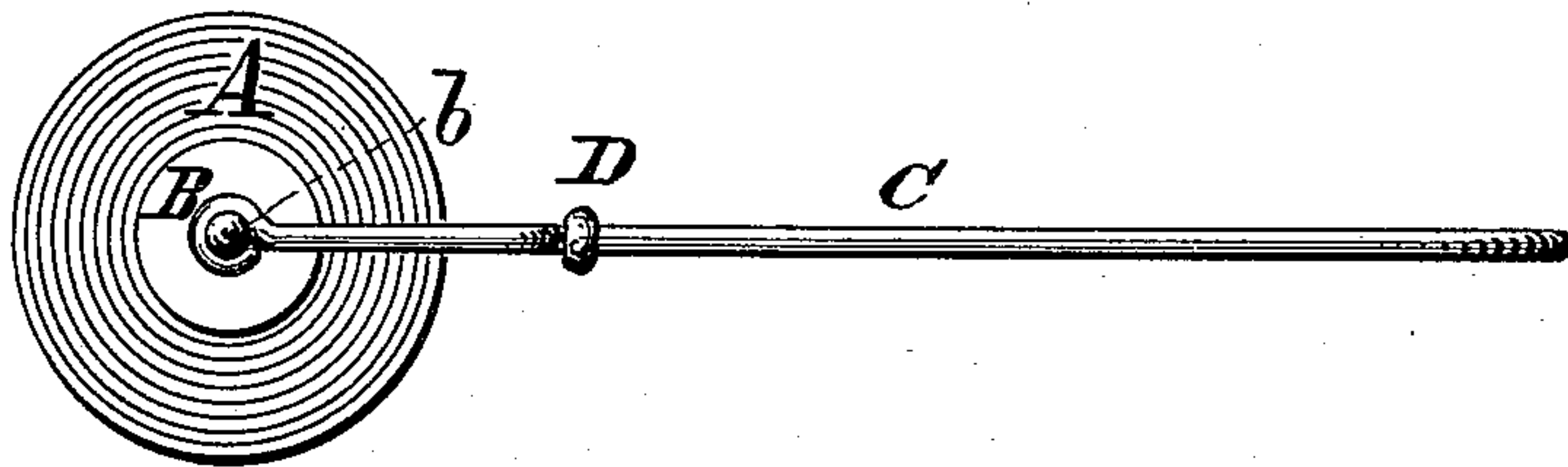


FIG. 2.

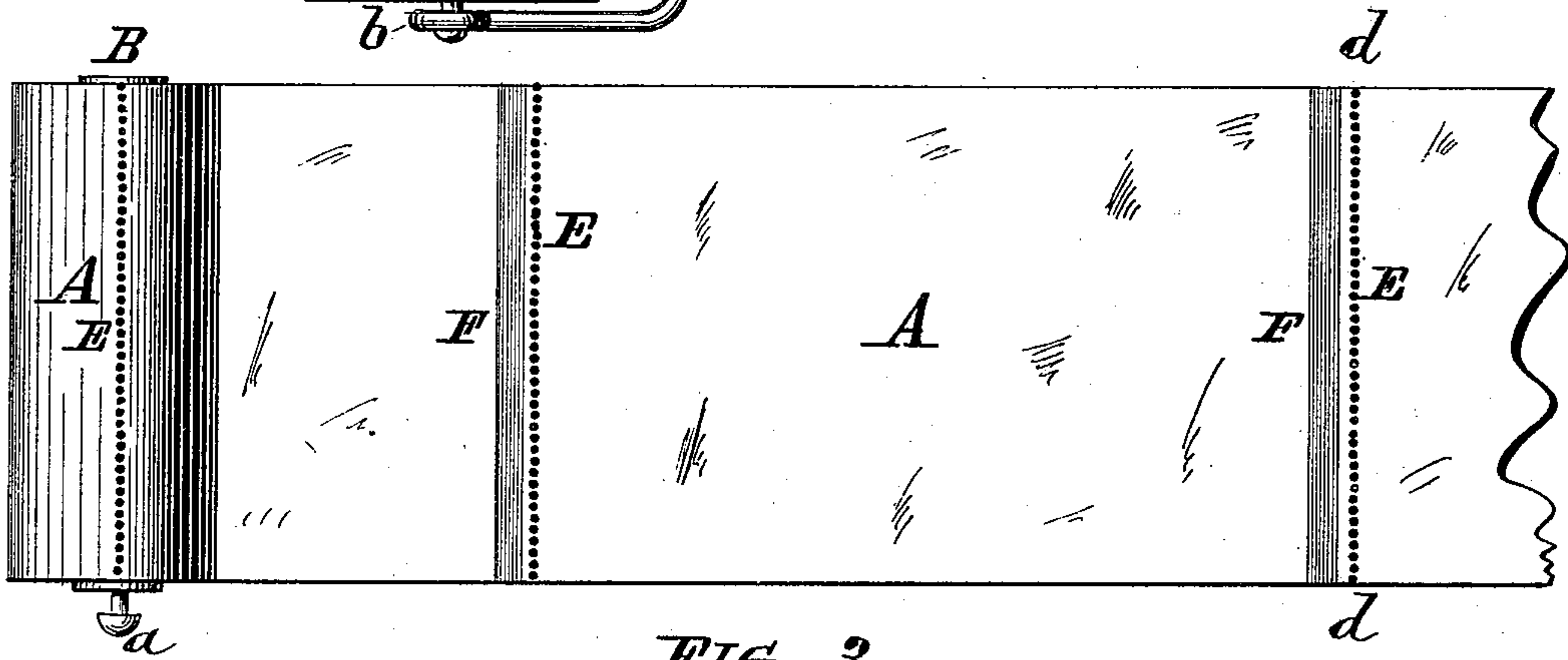
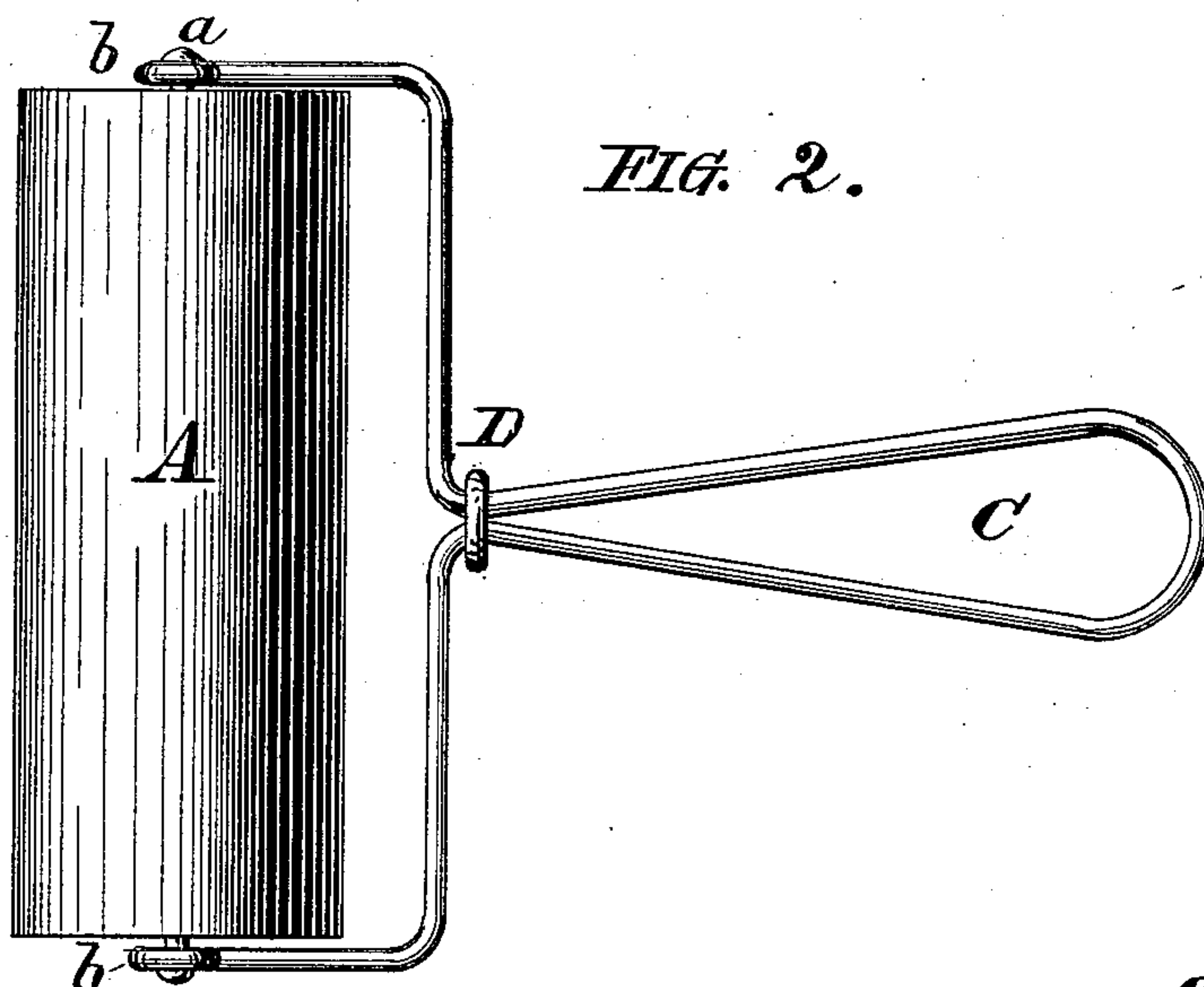


FIG. 3.

Witnesses:

Willie O. Stark
M. Stark

Inventor:

John A. Cook,
by Michael J. Stark
Attorney.

UNITED STATES PATENT OFFICE.

JOHN A. COOK, OF BUFFALO, NEW YORK.

REVOLVING BLOTTER.

SPECIFICATION forming part of Letters Patent No. 342,781, dated June 1, 1886.

Application filed August 3, 1885. Serial No. 173,354. (No model.)

To all whom it may concern:

Be it known that I, JOHN A. COOK, of Buffalo, in the county of Erie and State of New York, have invented certain new and useful
5 Improvements in Revolving Blotter; and I do hereby declare that the following description of my said invention, taken in connection with the accompanying sheet of drawings, forms a full, clear, and exact specification, which will enable others skilled in the
10 art to which it appertains to make and use the same.

My present invention has general reference to blotters; and it consists, essentially, in the
15 novel and peculiar combination of parts and details of construction, as hereinafter first fully set forth and described, and then pointed out in the claims.

In the drawings already referred to, which
20 serve to illustrate my said invention more fully, Figure 1 is an end elevation of my improved blotter. Fig. 2 is a plan of the same. Fig. 3 is a plan of the blotting-roller and the
25 "web," showing the construction of the former.

Like parts are designated by corresponding letters of reference in all the figures.

The object of my invention is the production of a cheap and durable blotter, one that
30 can be used for a considerable space of time, and the blotting-surface renewed whenever necessary or desirable. To attain this result, I construct my improved blotter of a revolving cylinder, A, provided centrally with a
35 suitable core, B, said cylinder being composed of a web of blotting-paper, as hereinafter to be referred to, and journaled to a suitable handle, C, as clearly shown in the drawings. The web A consists of a strip of bibulous material having at regular intervals perforations
40 E, and near these perforations the web is coated with adhesive gum or mucilage, as indicated by the letter F. This web is rolled upon a wooden core or roll, B, (one end of the web being first fastened to said roll B,) and at every gummed place F secured to the
45 cylinder, so that each "section," being the portion of the web between two rows of perforations, is gummed to the cylinder, and thereby
50 held securely together.

The handle-frame C, I prefer to construct of wire in the shape of a fork, and to provide the two extremities with eyes *b*, within which revolve the pins or pivots *a*, Fig. 3, of the central roll, B, using a band, D, at
55 the junction of the handle portion for the purpose of strengthening the same. I make this frame of wire, as stated, for the sake of cheapness, but shall not confine myself to this material to the exclusion of others. 60

The spacing between the rows of perforations I prefer to make somewhat longer than the circumference or periphery of the roller A when of its largest diameter, so that the gummed bands F will not be one upon the
65 other.

In operation the roller A is moved over the surface to be blotted, and the bibulous material will imbibe the surplus moisture. When the periphery of the roller is saturated,
70 and it is desired to renew the same, the section being the one on the outside of the roll is torn off to the next row of perforations, the punctured portion readily parting, while the gummed band F, directly back of said
75 perforations, continuously preserves the integrity of the roll.

If desired, printing may be applied to the web to convert the implement into an advertising medium, and thereby render it useful
80 and serviceable to all the different functions now performed by an ordinary blotting pad or paper.

It will be readily observed that this implement can be very cheaply manufactured, and
85 therefore sold at a reasonable price; thus rendering the article a very desirable one to manufacture and sell.

Having thus fully described my invention, I claim as new and desire to secure by Letters
90 Patent of the United States—

1. As a new article of manufacture, a roller for a blotter, composed of a series of sections perforated at intervals, and having a narrow
95 portion near the perforations gummed, the sections being wound, as indicated, and adapted to be secured by means of the gummed portions in such manner that the sections may be successively detached, when required, substantially as specified. 100

2. As an improved manufacture, a cylinder for a revolving blotter, composed of a series of perforated sections gummed along each row of perforations, the whole being wound
5 upon a suitable central roll, and secured together, substantially as and for the object specified.

In testimony that I claim the foregoing as my invention I have hereunto set my hand in the presence of two subscribing witnesses.

JOHN A. COOK.

Witnesses:

MICHAEL J. STARK,
JOHN C. DUERR.