

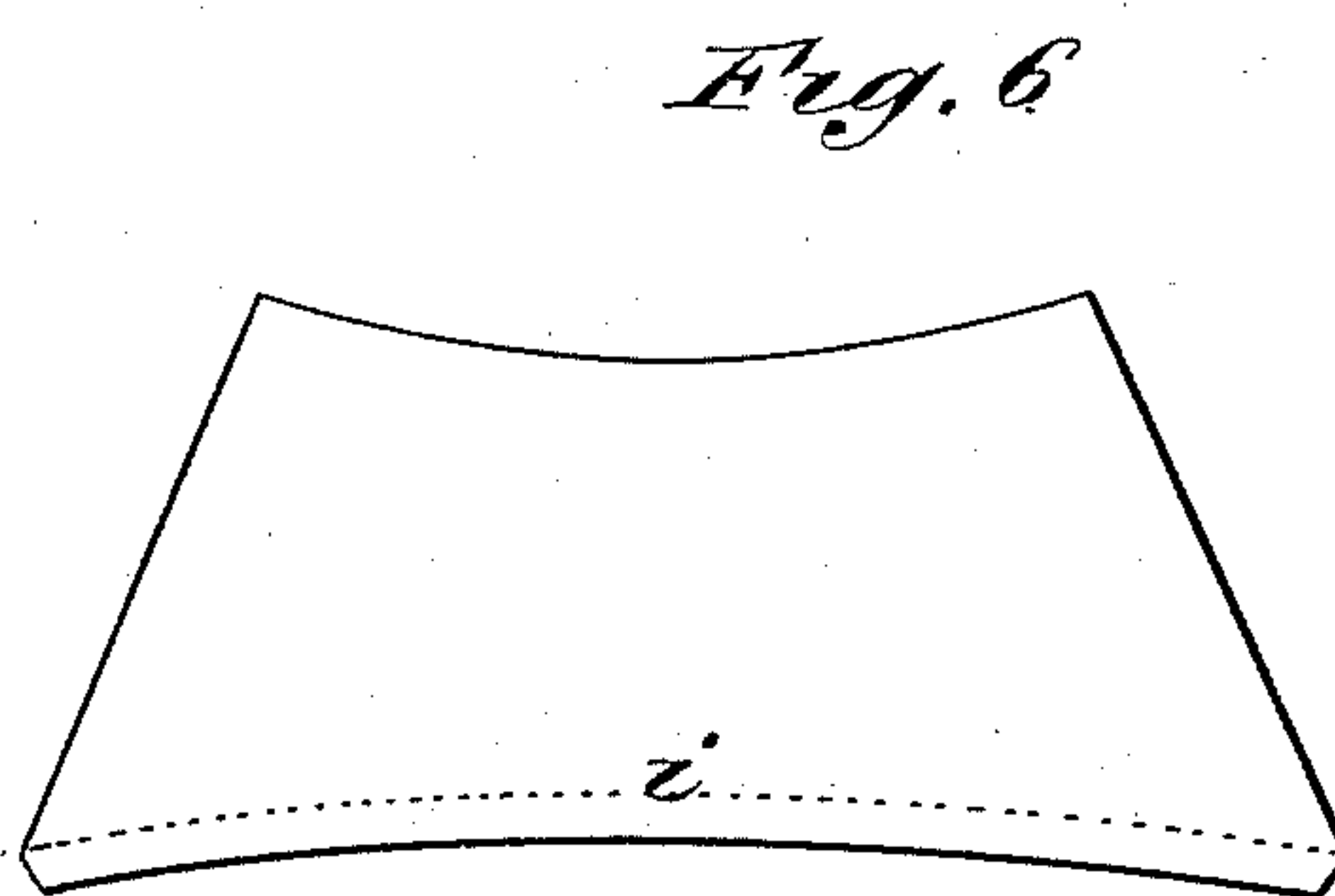
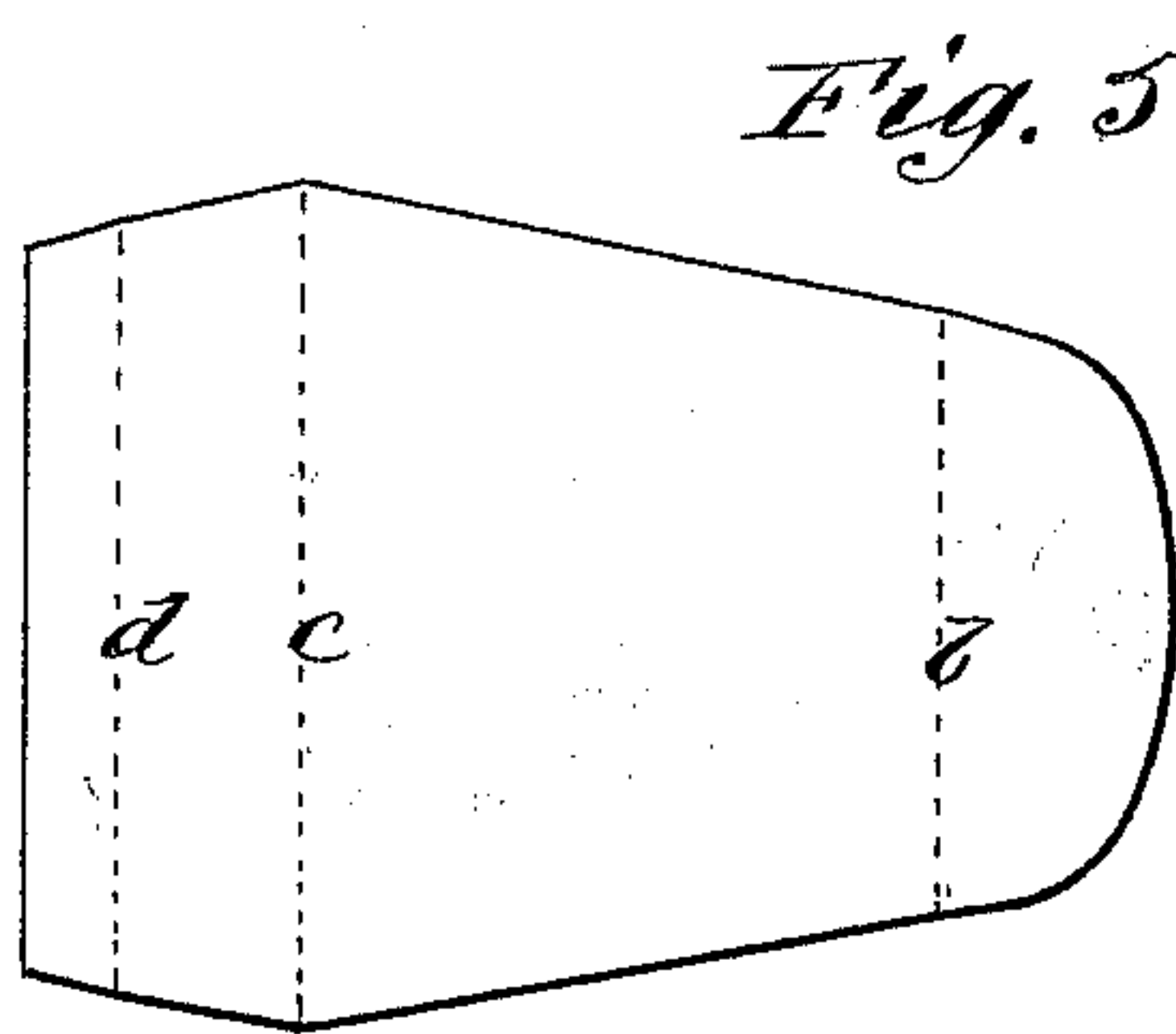
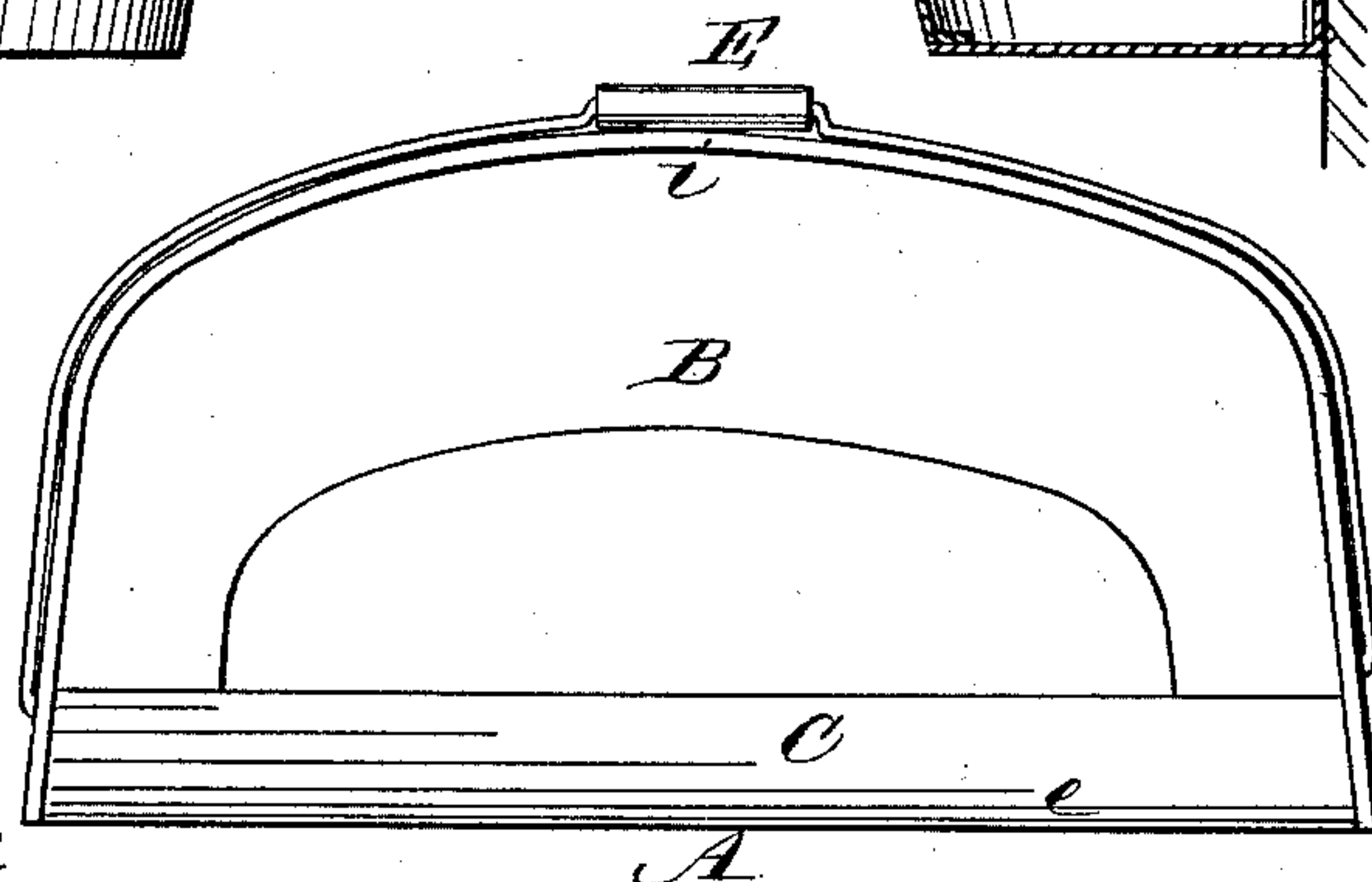
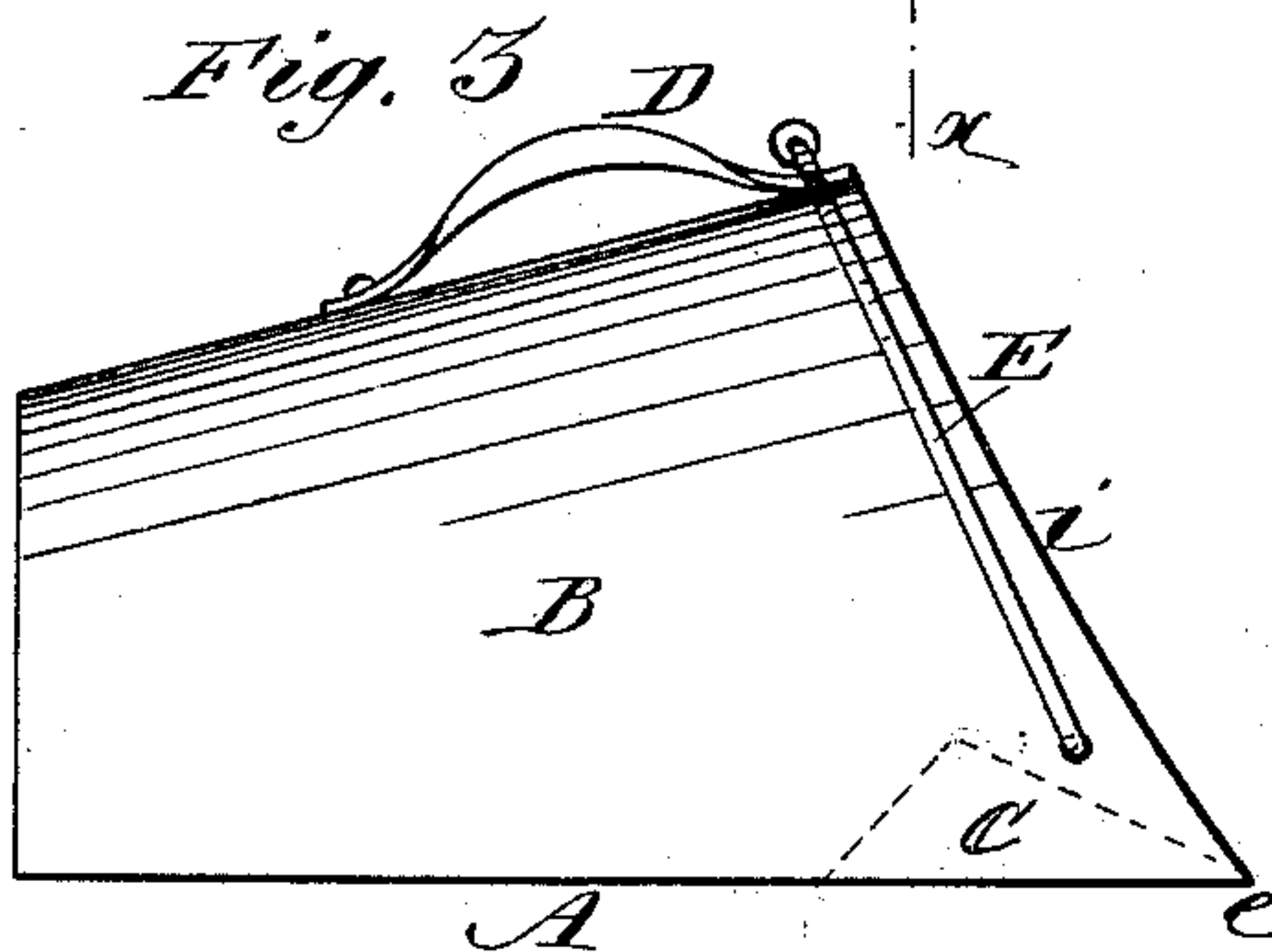
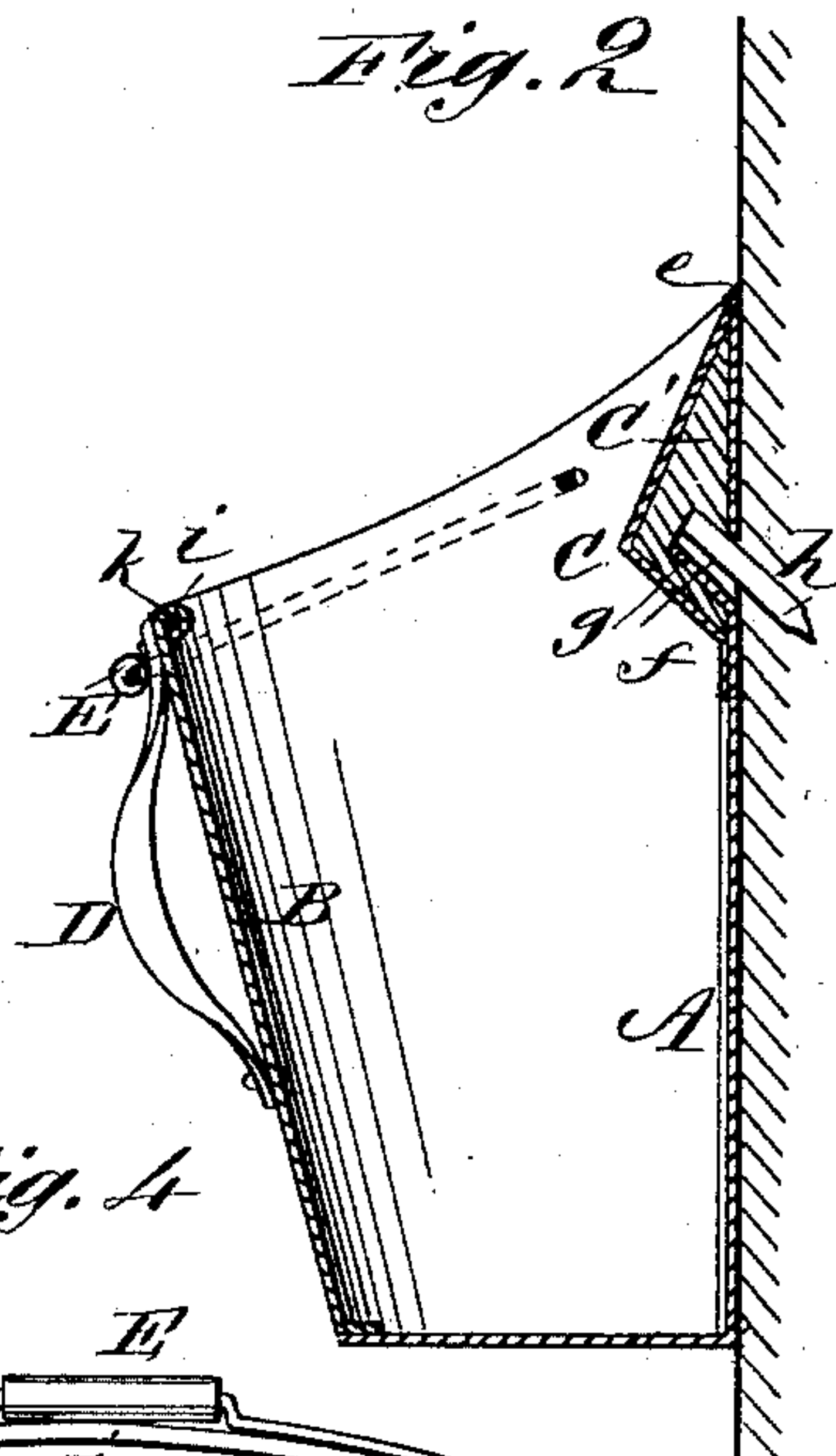
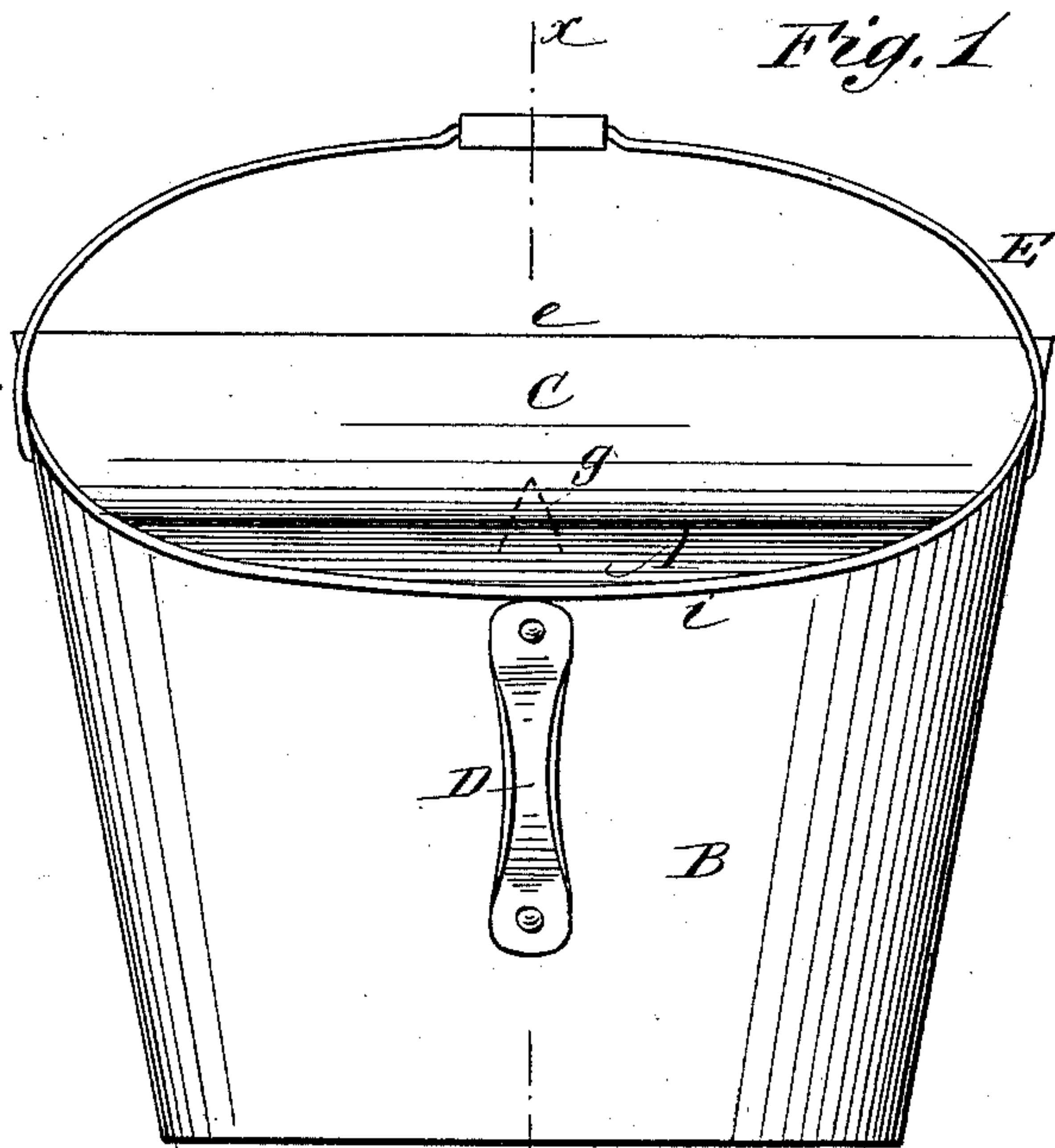
(No Model.)

H. V. SHAW.

DUST PAN.

No. 341,175.

Patented May 4, 1886.



WITNESSES:

C. Neveu
C. Sedgwick

INVENTOR:

H. V. Shaw

BY

Munn & Co

ATTORNEYS.

UNITED STATES PATENT OFFICE.

HANNAH V. SHAW, OF LAWRENCEBURG, INDIANA.

DUST-PAN.

SPECIFICATION forming part of Letters Patent No. 341,175, dated May 4, 1886.

Application filed November 10, 1885. Serial No. 182,348. (No model.)

To all whom it may concern:

Be it known that I, HANNAH V. SHAW, of Lawrenceburg, in the county of Dearborn and State of Indiana, have invented a new and Improved Dust-Pan, of which the following is a full, clear, and exact description.

This invention consists in a covered dust-pan of novel construction, substantially as hereinafter described, and pointed out in the claim, and said article made readily available for different purposes or uses, as hereinafter set forth.

My invention has for its object to combine in a single implement of easy manufacture and moderate cost, first, a self-holding covered dust-pan with a high cover to catch light dust, widening toward the open end for greater convenience in sweeping around the edges and corners of a room; second, a self-holding splash-pail that will afford a ready means of taking up the dirty water when scrubbing with a broom by sweeping the water over the sill into the deep cavity and emptying into an ordinary bucket from either side; third, an ornamental wall-pocket that will provide a convenient receptacle for the odds and ends of rubbish that are usually thrown in the fire or coal-hod or consigned to the unsightly scrap-box.

Figure 1 represents a front view of my improved dust-pan when provided with a bail for greater convenience in carrying about. Fig. 2 is a vertical section upon the line *xx* in Fig. 1, showing the article when hung as a wall-pocket; Fig. 3, a side view showing the article in position for use as dust-pan or splash-pail, and Fig. 4 a front view of the same under similar conditions. Figs. 5 and 6 are face views upon a reduced scale of blanks from which the base and cover of the dust-pan are or may be made.

The body of the article may be made from any suitable material, but preferably sheet metal.

Fig. 5 represents the blank from which the base A is made, and Fig. 6 that from which the cover B is formed. These two parts are suitably bent and securely joined together. The base-sheet A has its curved end bent up

at right angles, as on the line *b* in Fig. 5, to meet the cover B and form the closed end of the article, while the opposite and straight edge of said base sheet is bent, as on the line *c* *d*, Fig. 5, to inclose a strip of wood in the form of an angular sill extending throughout the length of said marginal portion of the base-sheet, and having a sharp finish to the forward edge of the dust-pan and an easy incline and fall into the cavity beyond the sill. This strip of wood holds the edge straight and firm, being solid will resist injury that might result to a hollow sill from stepping on it, and by its weight holds the article steady, so that it is self-holding, allowing vigorous action of the broom without slipping back. A round or other shaped cavity, *f*, is made in the wooden sill at its thickest part and in the center of its length, and a large triangular depression made by cutting away a portion of flat side of said sill on the lower side of the cavity.

The base-sheet has a Λ -shaped cut, *g*, which is pressed into a triangular cavity, and assists in forming a readier means of hanging upon a nail in the wall than is given by the ordinary perforations.

The cover is bent, as at *i*, to inclose a wire or strip, *k*, which serves to strengthen the edge. Upon the top of the cover is placed a handle, D, for convenience in holding when brushing off tables, counters, &c.; and pivoted to the sides of the cover is a bail, E, for carrying the article about more easily.

I claim—

An improved dust-pan formed of two pieces, A B, one forming the bottom and end and the other the top and sides, and provided with a wooden re-enforce, C, at its front end, inclosed in a cavity formed by bending the forward end of the bottom portion over the said re-enforce, a handle, D, a pivoted bail, E, and an aperture, *f*, in the re-enforced portion of the pan, substantially as described.

HANNAH V. SHAW.

Witnesses:

J. E. HARWOOD,
A. SHAW.