

(No Model.)

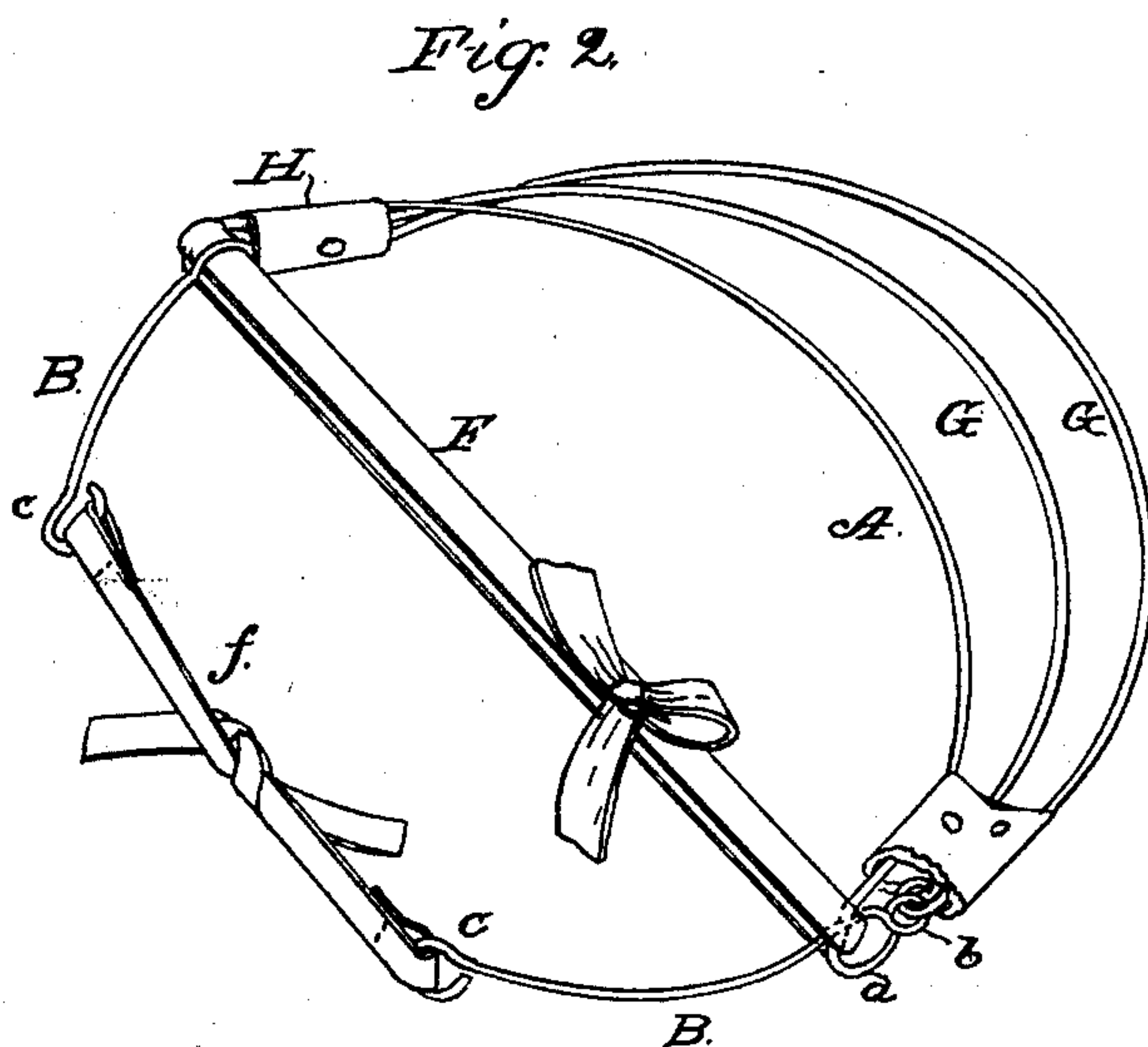
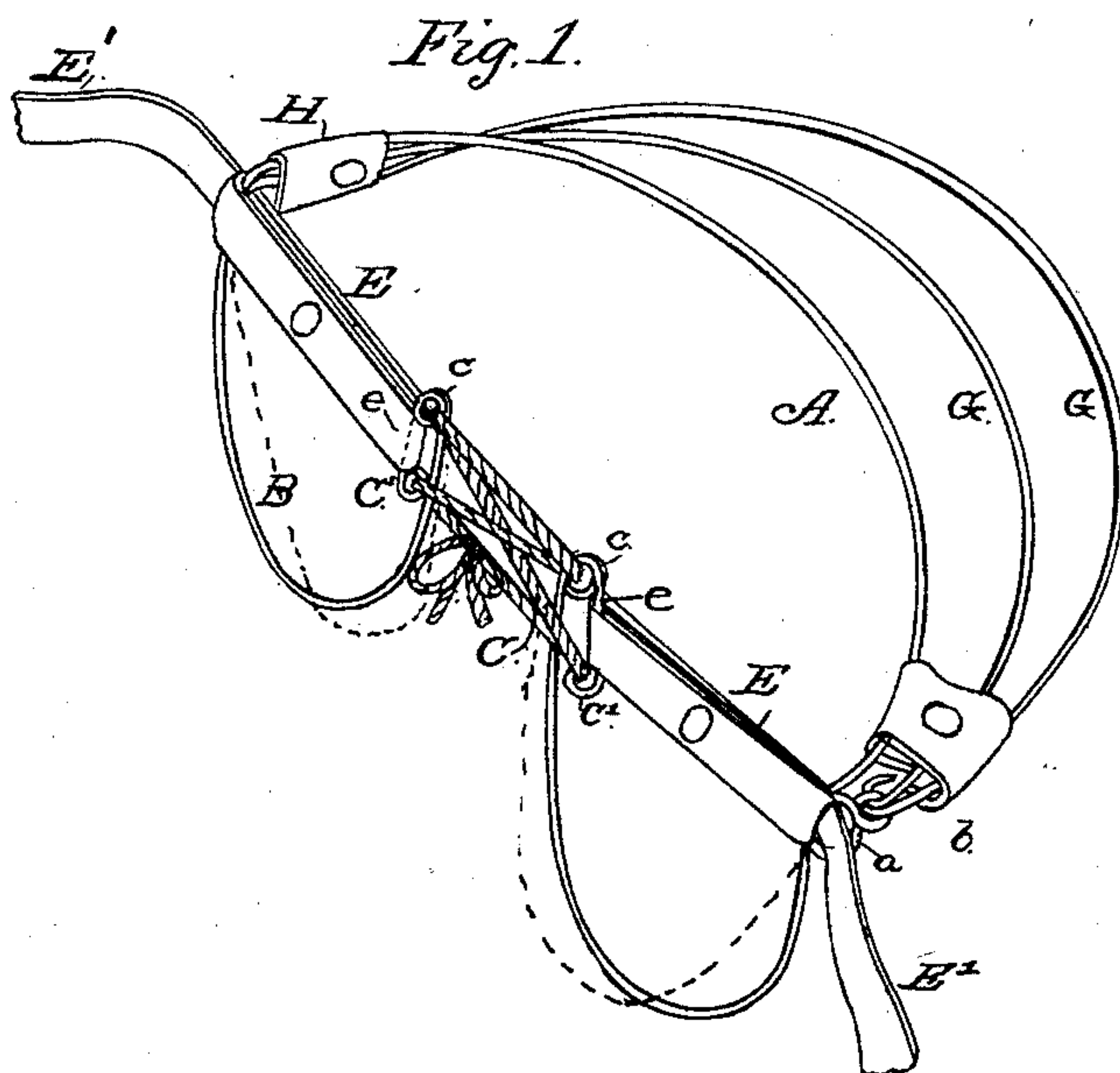
2 Sheets—Sheet 1.

D. WERTZ.

BUSTLE.

No. 341,082.

Patented May 4, 1886.



Witnesses

Lusie B. Seiler.

Pearl Kramer.

Inventor.

Daniel Wertz

By his Attorneys

R. B. & A. Lacy

(No Model.)

2 Sheets—Sheet 2.

D. WERTZ.
BUSTLE.

No. 341,082.

Patented May 4, 1886.

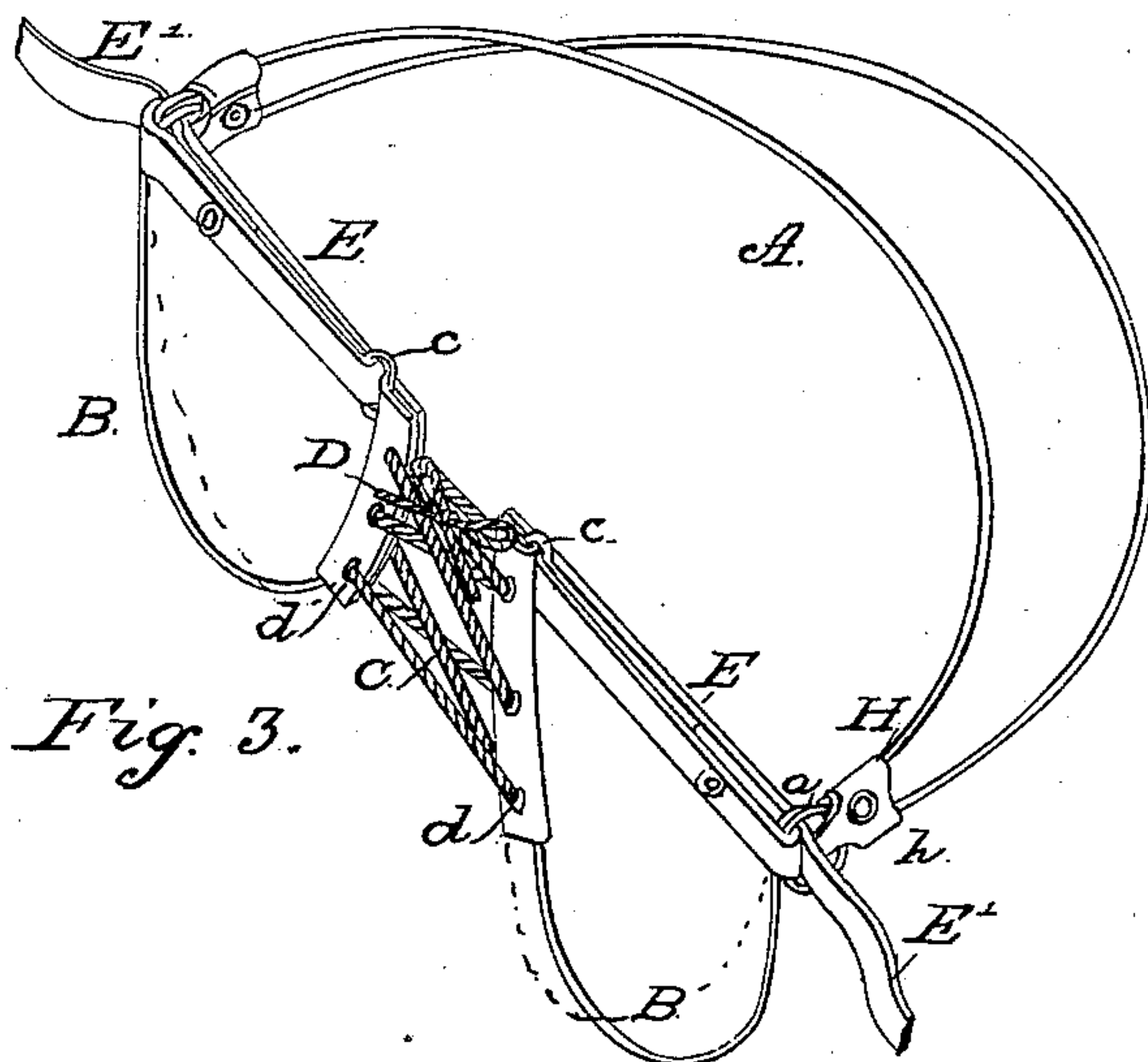


Fig. 3.




Fig. 5.

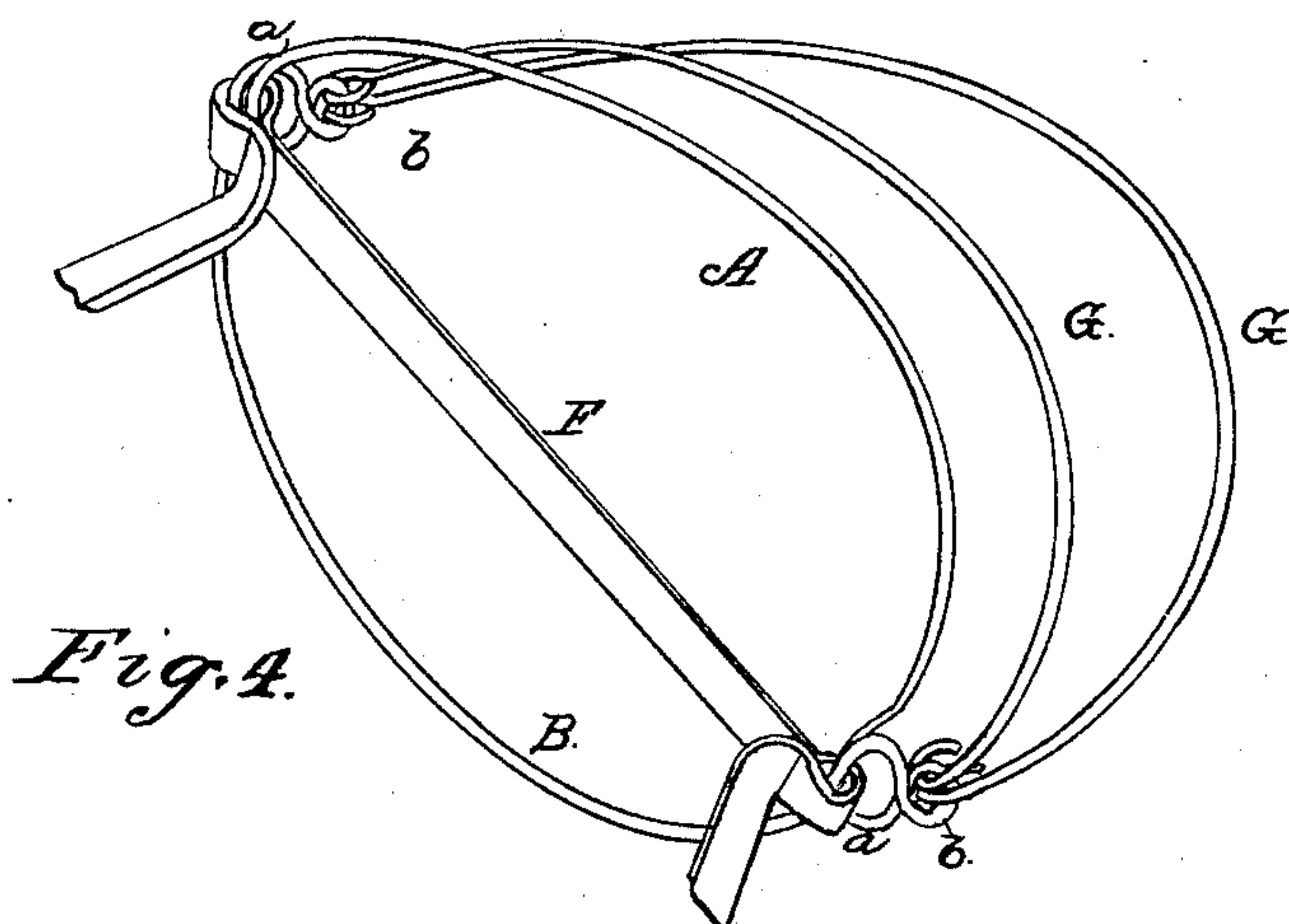


Fig. 4.

Witnesses.

Lizzie B. Seiler.
Pearl Kramer.

Inventor.

Daniel Wertz

By his Attorneys.
R. B. & A. Lacey

UNITED STATES PATENT OFFICE.

DANIEL WERTZ, OF SEDALIA, MISSOURI, ASSIGNOR TO JACOB W. TRUXEL,
OF SAME PLACE.

BUSTLE.

SPECIFICATION forming part of Letters Patent No. 341,082, dated May 4, 1886.

Application filed December 29, 1885. Serial No. 187,049. (No model.)

To all whom it may concern:

Be it known that I, DANIEL WERTZ, a citizen of the United States, residing at Sedalia, in the county of Pettis and State of Missouri, have invented certain new and useful Improvements in Bustles; and I do declare the following to be a full, clear, and exact description of the invention, such as will enable others skilled in the art to which it appertains to make and use the same, reference being had to the accompanying drawings, and to the letters and figures of reference marked thereon, which form a part of this specification.

This invention relates to bustles, and has for its object to simplify and cheapen the construction of such devices, whereby their efficiency is increased and a light and durable article produced.

It consists, primarily, in forming a rib or bow of a single wire having double loops formed by bending it near each end in right and left curves, and extending the ends beyond the loops thus formed to serve as supports.

It also consists in the details of construction, as shown, and novel features, more fully hereinafter set forth and claimed.

In the drawings, Figure 1 is a perspective view of a bustle constructed according to my invention. Figs. 2, 3, and 4 are perspective views of modified forms. Fig. 5 is a side elevation of Fig. 3.

The wire A is bent to form a rib or bow. Near each end it is bent to form half of the loop a, and thence back to form the whole loop b, from which it extends forward, crossing and completing the loop a. The ends project beyond the loops a to form supports B, which in Fig. 4 extend downward and toward each other in a curved line, the meeting ends being united in any well-known manner—viz., brazing, soldering, or splicing. In Figs. 1, 2, and 3 the ends of the supports terminate in rings or eyes c. In Fig. 2 the supports project forward, and are designed to partially encompass the waist of the wearer. In Figs. 1 and 3 the supports are bent downward and upward after the fashion of the letter U. The adjacent vertical limbs, as shown in Fig. 3, have a piece of fabric or suitable material, D, folded around them and united at their outer ends by eyelets

d, located at intervals along their length; or, as shown in Fig. 1, the ends are extended beyond the eyes c and folded, as at e, and bent into supplemental eyes c'. A lace, C, passes either through the eyelet d or eyes c c', as the case may be, by which to adjust the bustle to suit the form of different persons. The outer ends, e, of these supports are connected with the loops a by a strap or band, E, one being provided for each support. These straps may be extended to form waist-straps E', or the latter may be separate and fastened either to the loops a or bands E, as desired.

In Figs. 2 and 4 the loops a are connected by a tape or strap, F, which may be taken in or out to adjust the width and set of the bustle at pleasure, as is manifest. The tape shown in Fig. 4 may be attached to the loops a. In Fig. 3, as the supports partially encompass the waist, all that is necessary is to unite their ends in front of the wearer, a tape or cord, f, being provided for the purpose.

Supplemental ribs or bows G are provided and secured at each end in the loops b. There may be as many of these ribs as desired; but in all cases it is designed that they should be secured to the loops b. The ribs near their junction with the loops b are covered by a suitable material, H, either textile fabric or leather, to protect the clothing. This covering is secured by stitching or rivets, as found most convenient, to prevent its slipping back on the ribs. A tongue, h, is provided, which passes through the loop, and is bound in with that part passing around the ribs.

While I have shown the U-shaped supports in Fig. 3 as being provided with a fabric, as D, to afford a purchase for the lace C, the construction shown in Fig. 1 is preferred, owing to its simplicity and cheapness of production. When adjusted, the straps E are drawn taut, and as they join the folded ends e with the loops a the U-shaped supports are free to have a lateral play to adjust themselves to any side-wise strain, as clearly indicated in dotted lines, Fig. 1.

Having thus described my invention, what I claim, and desire to secure by Letters Patent, is—

1. A bustle comprising a single wire con-

sisting of a bow having a double loop near each end, which ends project, forming supports, and supplemental bows secured at each end to the rear loops of the double set of loops, substantially as described.

2. In a bustle, the combination of a single wire consisting of a bow and having a double loop near each end, which ends project downward and upward, forming U-shaped supports terminating in eyes, bands connecting the ends of the supports with the first of the double loops, a lacing to adjust the set of the bustle, waist-straps, and supplemental ribs secured at each end to the second or rear loop of the double set of loops, substantially as shown and described.

3. The herein shown and described bustle, comprising the following elements in combina-

tion: a single wire consisting of a bow having a double loop near each end, which ends project downward and upward, forming U-shaped supports terminating in eyes, and folded on itself and having supplemental eyes, bands connecting the folded portions with the first of the double loops, a lacing passing through the eyes to adjust the set of the bustle and permit the self-adjustment of the supports, waist-straps, and supplemental ribs secured at each end to the second or rear loop of the double set of loops, as set forth.

In testimony whereof I affix my signature in presence of two witnesses.

DANIEL WERTZ.

Witnesses:

JNO. MONTGOMERY, Jr.,

B. G. WILKERSON.