

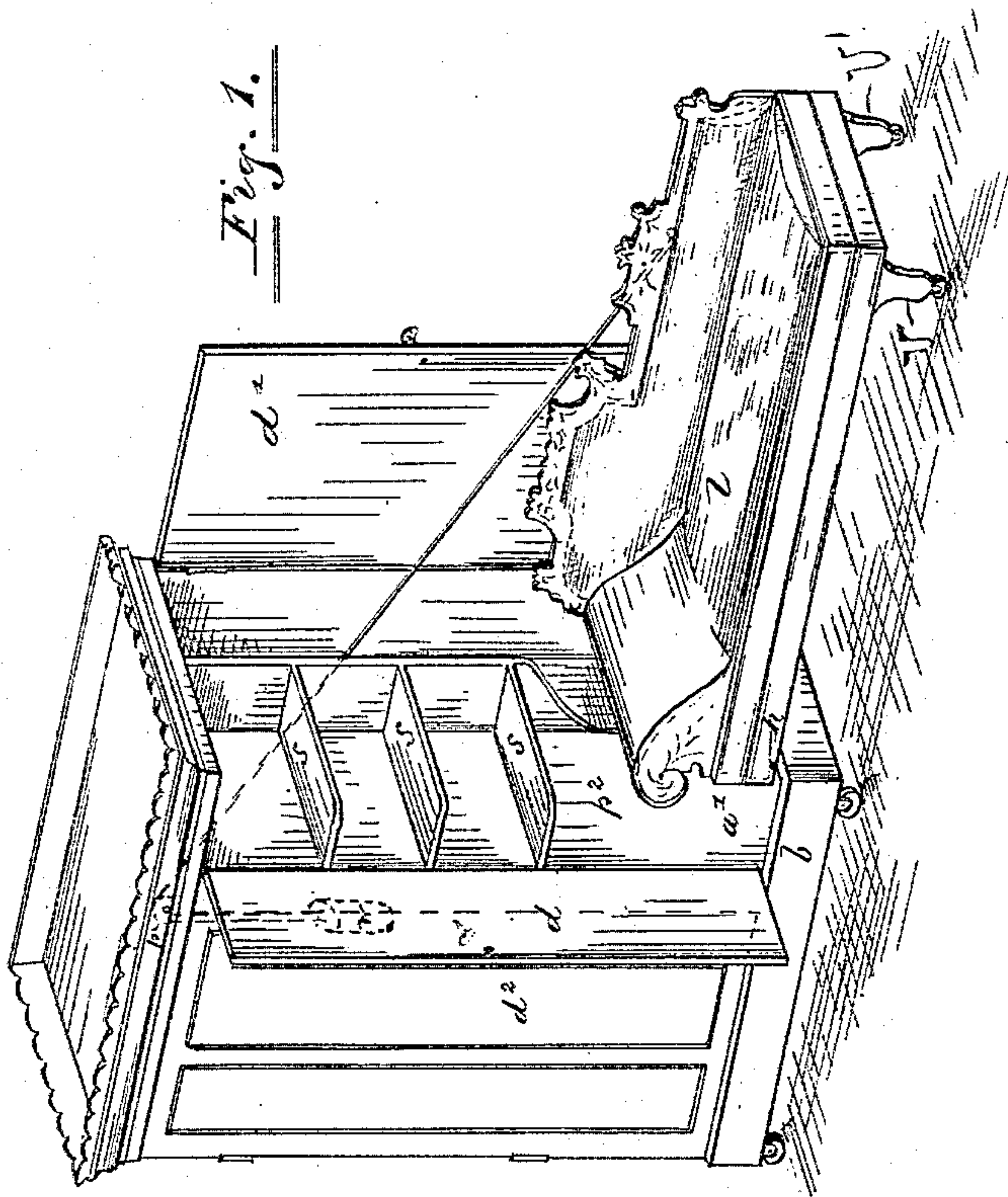
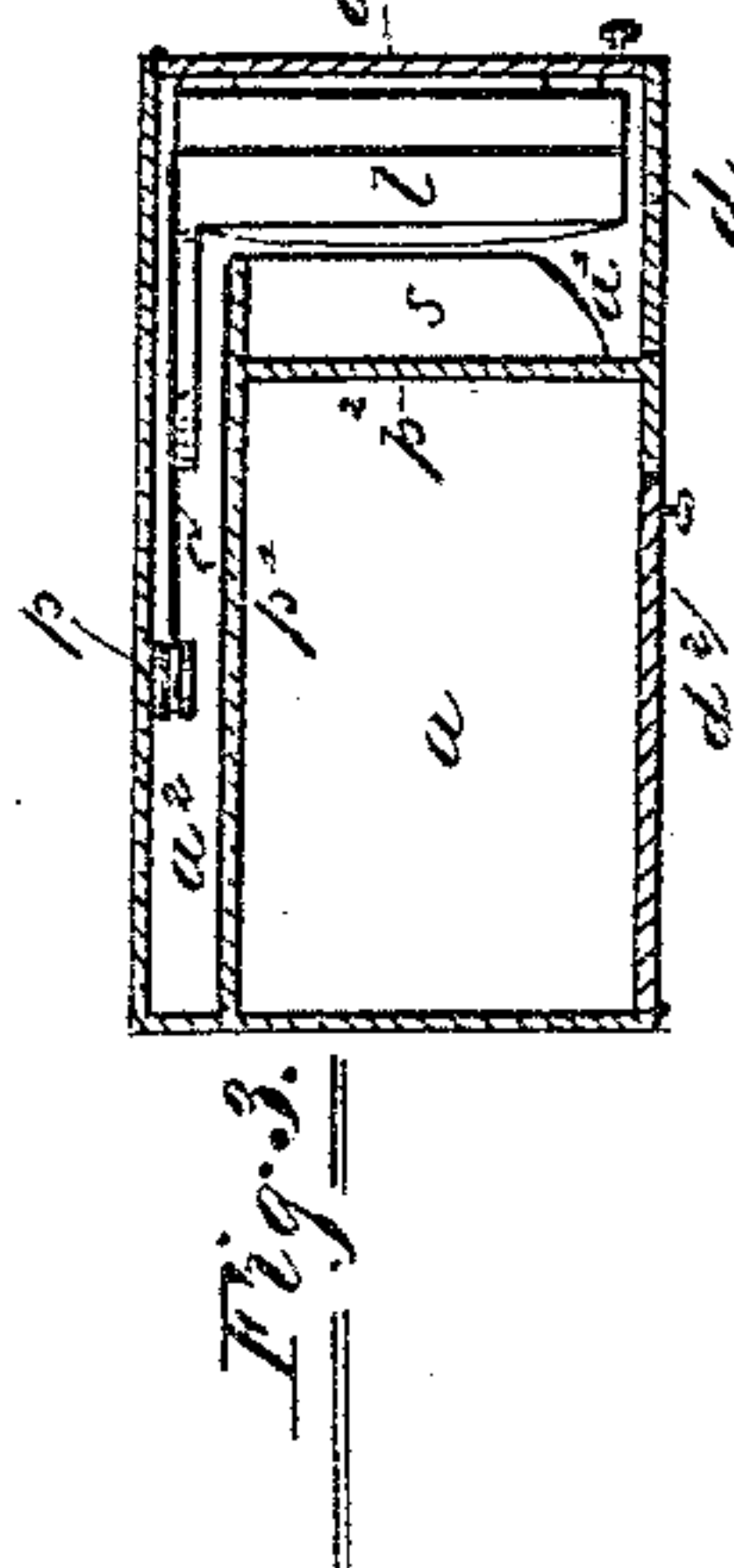
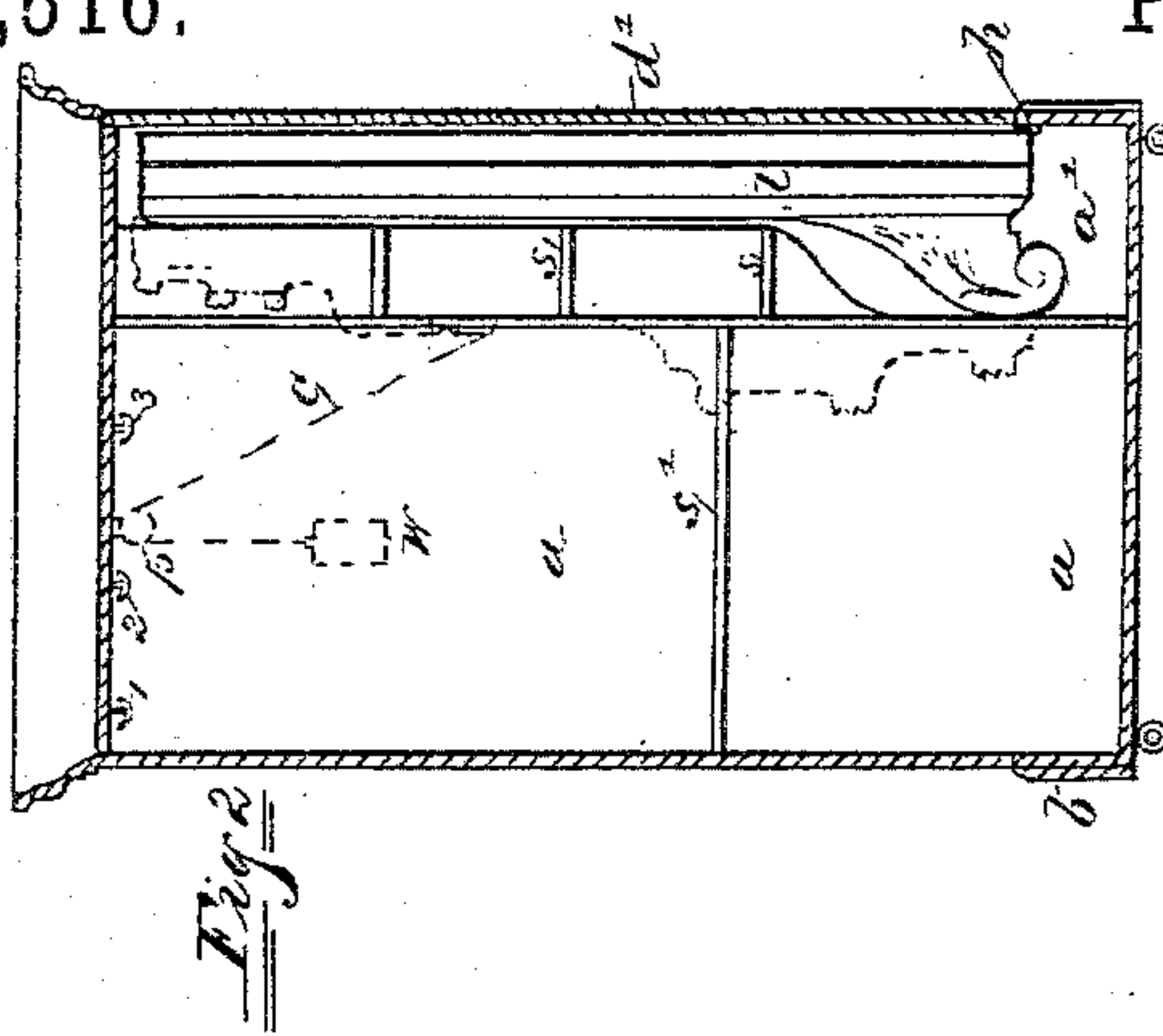
(No Model.)

G. L. BAAR.

COMBINED WARDROBE AND LOUNGE.

No. 339,516.

Patented Apr. 6, 1886.



Witnesses
G. H. Metzger
William J. Lurpen

Inventor
Gerhard L. Baar

by Smith & Loeper
attys

UNITED STATES PATENT OFFICE.

GERHARD L. BAAR, OF INDIANAPOLIS, INDIANA, ASSIGNOR TO MICHAEL CLUNE, OF SAME PLACE.

COMBINED WARDROBE AND LOUNGE.

SPECIFICATION forming part of Letters Patent No. 339,516, dated April 6, 1886.

Application filed September 7, 1885. Serial No. 176,303. (No model.)

To all whom it may concern:

Be it known that I, GERHARD L. BAAR, of the city of Indianapolis, county of Marion, and State of Indiana, have invented certain new and useful Improvements in Combined Wardrobe and Lounge, of which the following is a specification.

The object of my invention is to provide a wardrobe with a cabinet for receiving and inclosing lounges and mechanism for raising and lowering the same. I accomplish this object by means of the device described in this specification, and illustrated in the drawings filed herewith and made a part hereof, and in which similar letters of reference relate to similar parts of my invention.

Figure 1 of the drawings is a perspective view of my device with attached lounge extended. Fig. 2 is a sectional front view, and Fig. 3 is a sectional top view.

In Fig. 1, *b* is a base of desired dimensions, properly framed together for supporting the walls and top of the wardrobe, which is divided into three compartments, *a a' a''*. *l* is a lounge, the head end of which is hinged to the base *b* at *h*, and the foot end provided with the usual supporting and folding legs, *v*, and *v'*, so hinged to the underside of the frame of the lounge as to permit the legs to fold snugly out of sight when the lounge is in folded position, as seen in Fig. 2 of the drawings.

In Fig. 2, *w* is a weight suspended to a cord which passes over a pulley, *p*, firmly attached to the top of the wardrobe and fastened to the back of the lounge. *s s s'* represent any number of shelves fitted into the wall of cabinet, to fill the intervening space between the lounge and the wall of the apartment *a'* with clothing when occasion requires. 1 2 3 represent

hooks upon which articles of apparel may be hung, and *s'* shelves in apartment *a*.

In Fig. 3, *a* is a chamber for receiving clothing. *a'* is a cabinet for inclosing the lounge, and is provided with two doors, *d* and *d'*. The object of providing two doors in this apartment is to permit the opening and closing of the lounge when occasion requires. *a''* is a space left between the back wall of the wardrobe and the partition-wall *p'*, which separates it from apartment *a*. The object of this apartment *a''* is to conceal from view the pulley *p*, cord *c*, and weight *w*, and also to permit the back of the lounge to pass behind this partition-wall, thus permitting the lounge to fit snugly into its receptacle.

The advantages I derive from employing my device are economy of space, convenience of access to the various apartments, ease with which it can be operated, cheapness of construction, and neatness of appearance, all objects greatly to be desired.

Having thus described my invention so that any person skilled in the art can construct and operate it, and set forth its objects and advantages, what I claim as new, and desire to secure by Letters Patent, is—

A wardrobe having the receptacle *a'* and partition *p'*, forming apartment *a''*, in combination with the lounge *l* and pulley *p*, and cord and weight *w*, as and for the purpose set forth.

In witness whereof I have hereunto set my hand and seal, at Indianapolis, Indiana, this 3d day of September, A. D. 1885.

GERHARD L. BAAR. [L. S.]

In presence of—

JAMES SULGROVE,
J. READE.