

(No Model.)

J. BARNETT & C. S. BAVIER.

STEAM RADIATOR.

No. 338,911.

Patented Mar. 30, 1886.

Fig. 1.

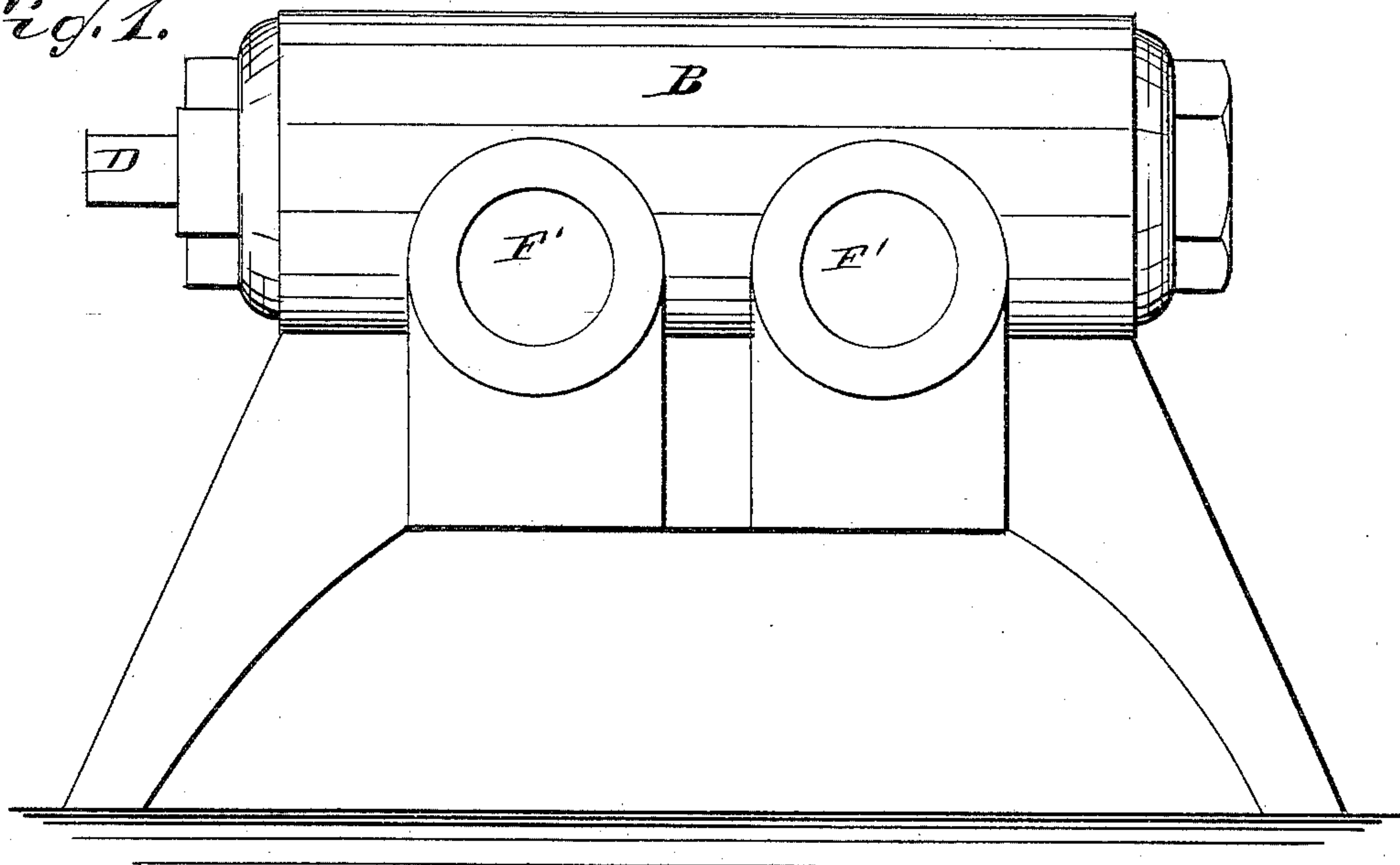


Fig. 2. B

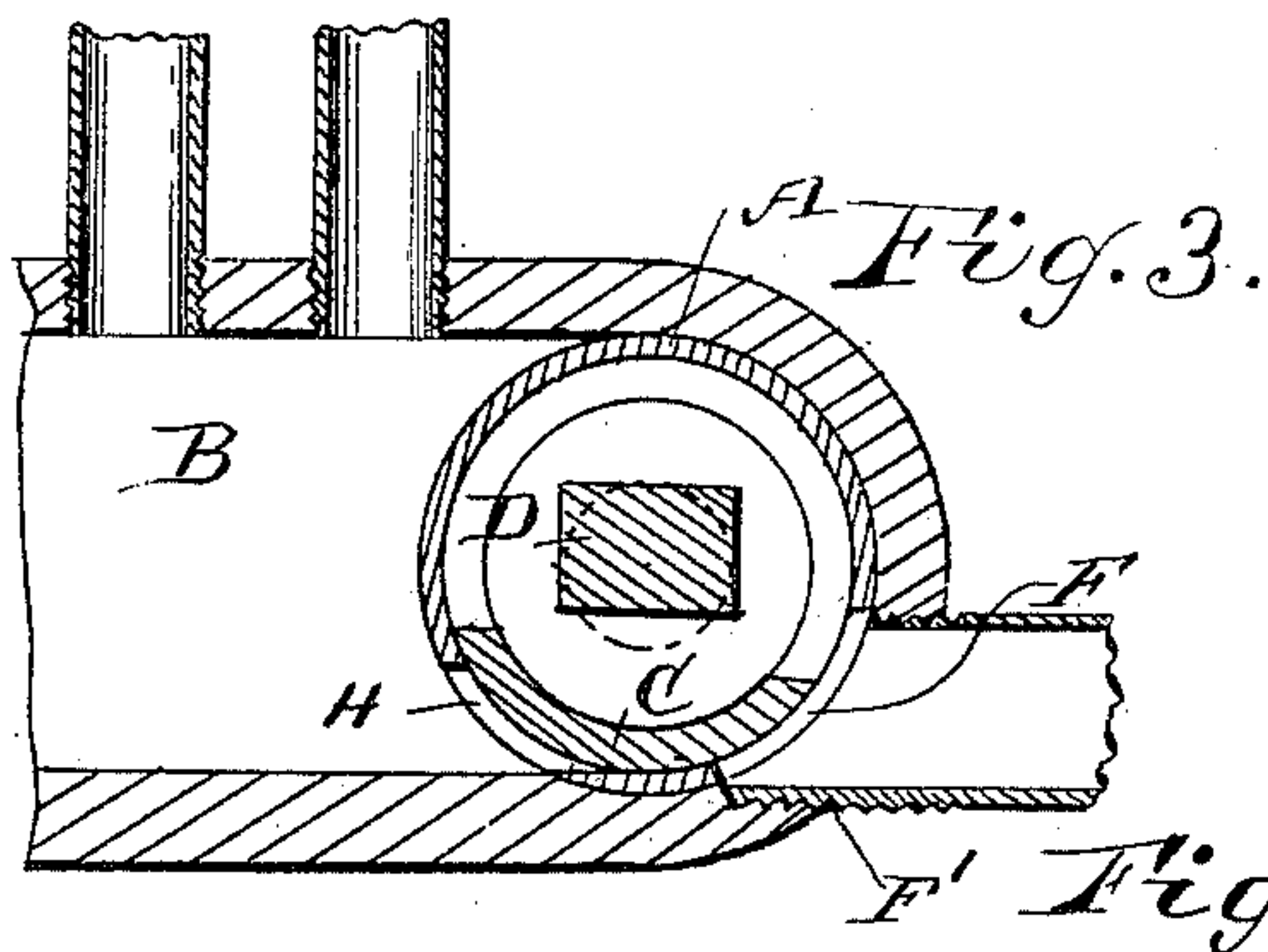
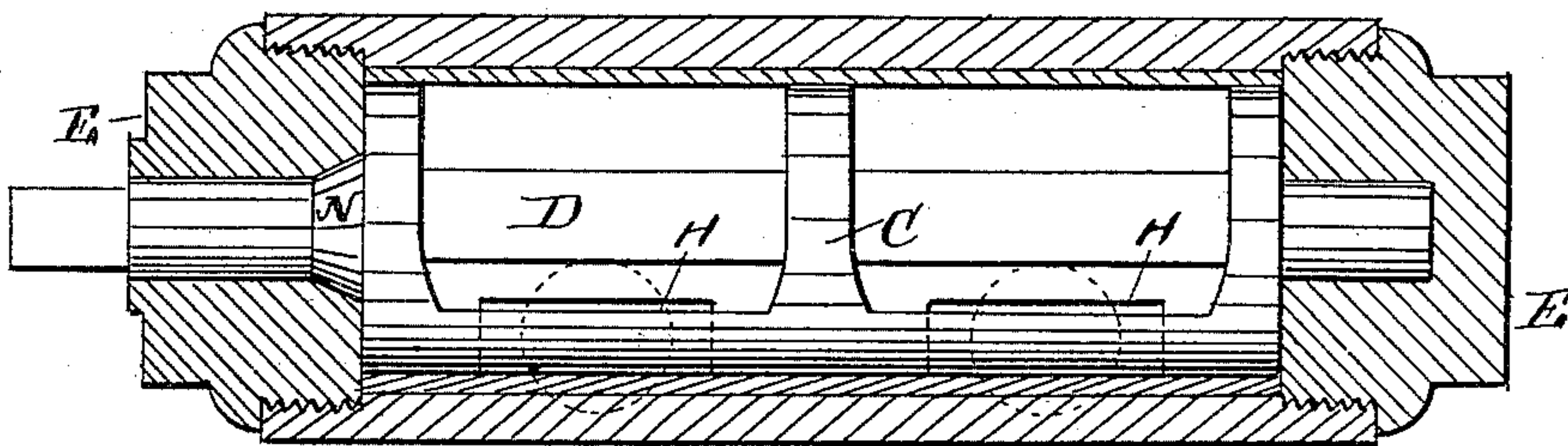


Fig. 3.

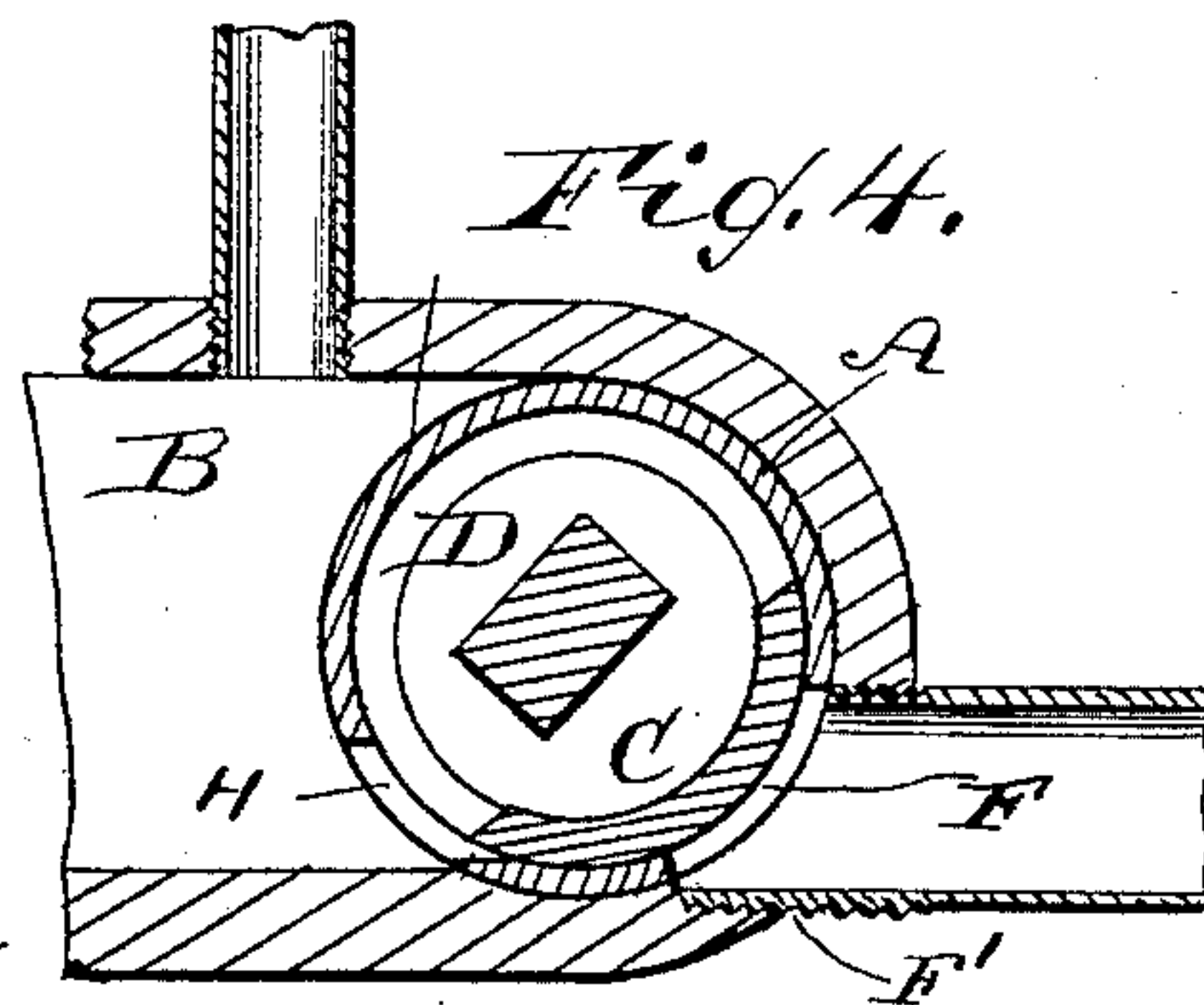
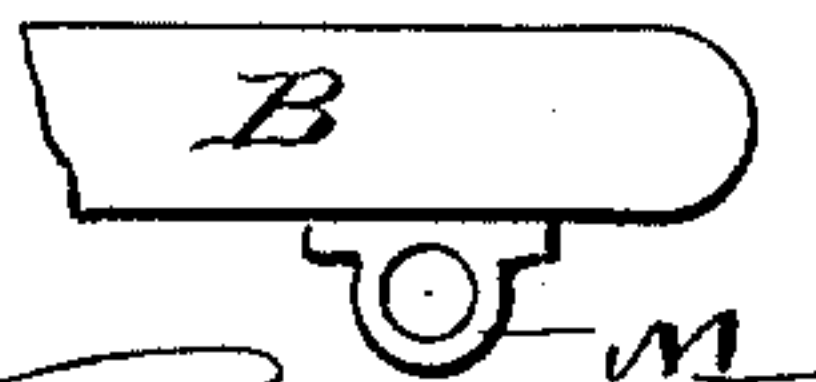


Fig. 4.

Fig. 5.

WITNESSES:

Thos. G. Hoster
C. Sedgwick



INVENTOR:

J. Barnett
C. S. Bavier
BY *Munn & Co*
ATTORNEYS.

UNITED STATES PATENT OFFICE.

JOHN BARNETT, OF NEW YORK, AND CHARLES S. BAVIER, OF BROOKLYN,
NEW YORK.

STEAM-RADIATOR.

SPECIFICATION forming part of Letters Patent No. 338,911, dated March 30, 1886.

Application filed June 27, 1885. Serial No. 169,964. (No model.)

To all whom it may concern:

Be it known that we, JOHN BARNETT, of the city, county, and State of New York, and CHARLES S. BAVIER, of Brooklyn, in the
5 county of Kings and State of New York, have invented certain new and useful Improvements in Steam-Radiators, of which the following is a full, clear, and exact description.

The invention consists in the construction
10 and arrangement of parts, as will be herein-
after fully described and claimed.

Reference is to be had to the accompanying drawings, forming part of this specification, in which similar letters of reference indicate cor-
15 responding parts in all the figures.

Figure 1 is an end view of the base or steam-chest of a radiator having our improvement. Fig. 2 is a longitudinal sectional view of the same. Figs. 3 and 4 are cross-sectional views
20 showing the valve in different positions. Fig. 5 shows the valve in an enlargement of the chest.

The valve shell or casing A is formed or held in one end of the steam-chest or base B,
25 and it contains the double valve C, the spindle D of which turns in end pieces, E, screwed in the sides of the chest or base B, and forming the ends of the valve-chamber.

The valve-shell is provided with two circular inlet-openings, F, and corresponding openings, F', are formed in the rounded end of the base or steam-chamber, and in said openings the ends of the pipes are screwed that conduct the steam into and out of the chest of the radi-
30 ator. Openings or slots H are provided in the valve-shell A, to permit the steam to pass from the valve-shell into the base or steam-chest of the radiator.

We have shown the valve-shell in one end
40 of the chest; but it is evident that it may be secured directly to the chest—for example, as a pocket, M, as shown in Fig. 5, which construction is virtually the same as the others,

as the pocket M is only an extension or enlargement of the chest, and the valve is thus
45 also in the chest.

One end piece E has a conical enlargement of its bore at the inner end to fit a conical or beveled shoulder, N, on the stem or spindle D of the valve. By screwing or drawing up
50 the said end piece E the valve is held snugly in its casing, and leakage at the ends is prevented.

Having thus described our invention, what we claim as new, and desire to secure by Let-
55 ters Patent, is—

1. The combination, with a radiator-base or steam-chest having a cylindrical valve-chamber in one end thereof, open at both ends and provided with apertures leading from the out-
60 side of the end of the base to the interior thereof, of the plugs in the ends of the cylindrical chamber, the valve-spindle mounted therein, and a rounded valve on the spindle in the said chamber for closing the said end aper-
65 tures, substantially as set forth.

2. The combination, with the radiator-base or steam-chest having a rounded inner end open at both sides and having inlet and outlet apertures in said rounded end, of the separate
70 cylindrical valve-casing held within the rounded end of the base and provided with apertures in alignment with the inlet and outlet apertures in said end and with apertures communicating with the interior of the base,
75 plugs within the side apertures of the base at opposite ends of the valve-casing, a valve-stem journaled in the plugs, and a rounded valve on the stem in said casing, substantially as set forth.

JOHN BARNETT.
CHARLES S. BAVIER.

Witnesses:

OSCAR T. GUNZ,
C. SEDGWICK.