

(No Model.)

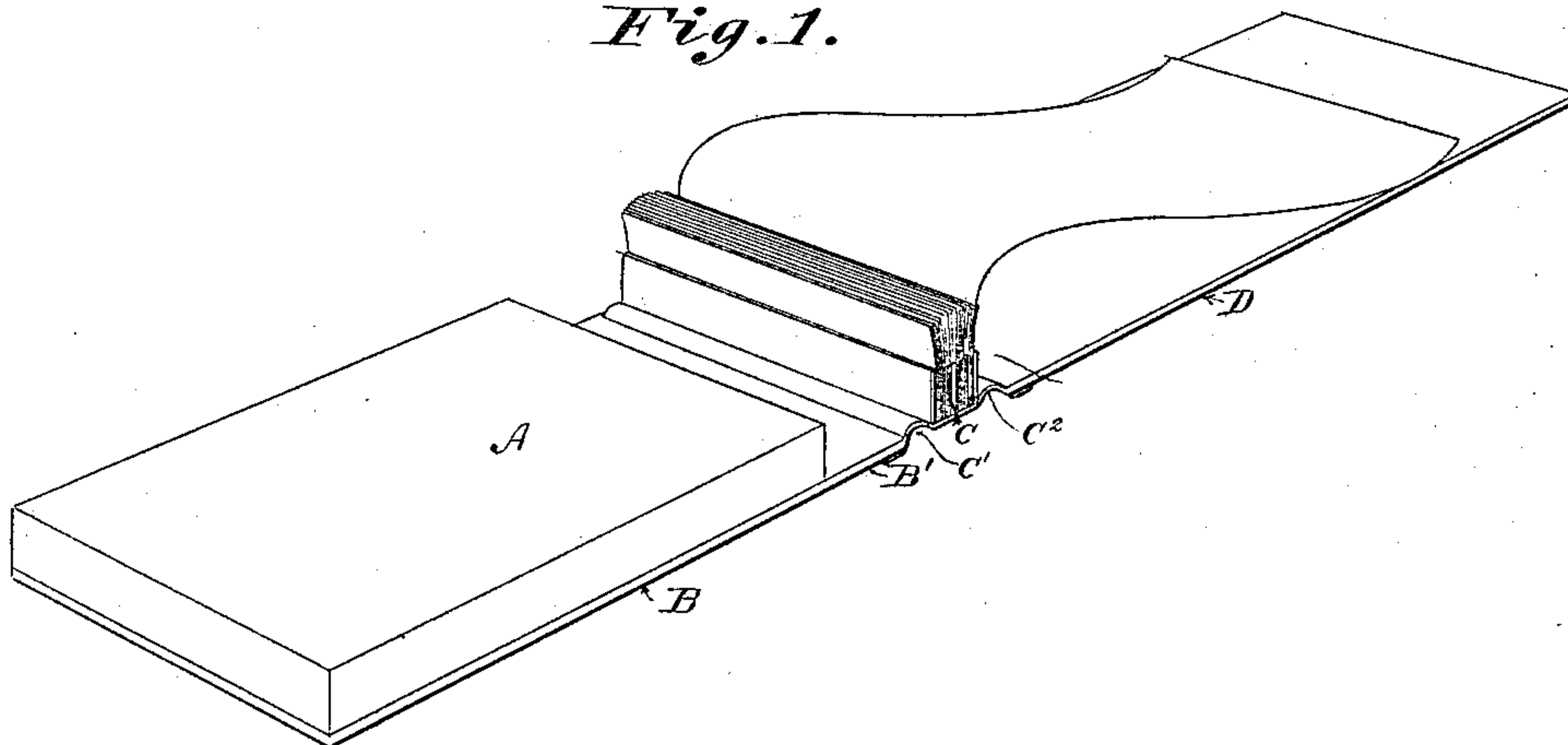
W. G. SMITH.

COMBINED TABLET AND FILE.


No. 338,795.

Patented Mar. 30, 1886.

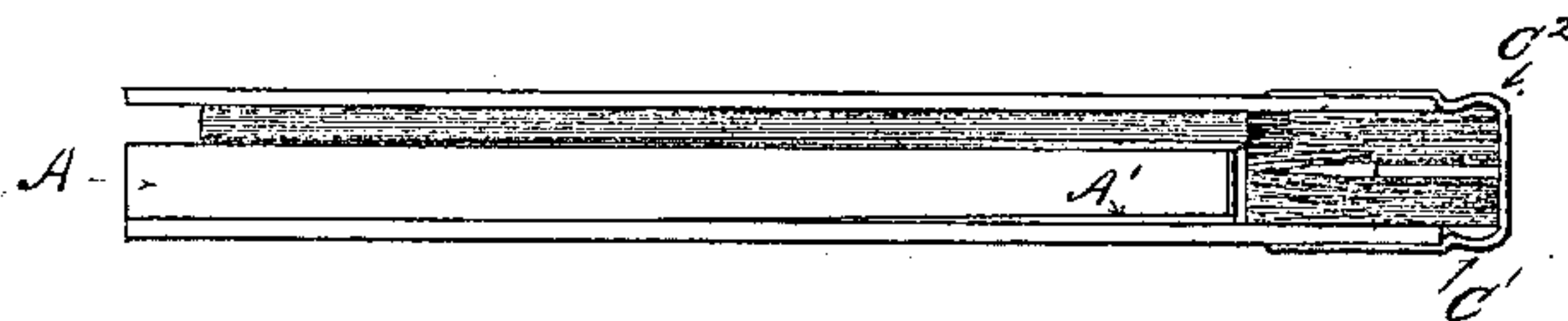
*Fig. 1.*



*Fig. 2.*



*Fig. 3.*



Witnesses

*Geo. M. Mui*  
*Chas. M. Pond*

Inventor

*William G. Smith,*  
*By A. E. Paule*  
*Att'y.*

# UNITED STATES PATENT OFFICE.

WILLIAM G. SMITH, OF MINNEAPOLIS, MINNESOTA.

## COMBINED TABLET AND FILE.

SPECIFICATION forming part of Letters Patent No. 338,795, dated March 30, 1886.

Application filed November 6, 1885. Serial No. 182,012. (No model.)

*To all whom it may concern:*

Be it known that I, WILLIAM G. SMITH, a citizen of the United States, and a resident of Minneapolis, in the county of Hennepin and State of Minnesota, have invented certain Improvements in Combined Tablets and Files, of which the following is a specification.

My invention relates to a combined writing tablet and file designed, particularly, as a school-tablet for writing and preserving examination-papers.

In the accompanying drawings, forming part of this specification, Figure 1 is a perspective view, and Figs. 2 and 3 are side elevations, of my device.

In the drawings, A represents a writing-tablet, which may be composed of any suitable paper, and may be of any desired size and shape. This tablet is secured by any suitable means to a back composed of pasteboard or other suitable material. The back B has one end, B', extending beyond the end of the tablet, for a purpose hereinafter stated.

C represents a series of stubs, which are bound together and secured to the end of the part B' of the tablet, preferably by a flexible connection, C". The cover D is of substantially the same length as the back B B', so that when it is closed it extends over both the stubs and the tablet, as shown in Fig. 2.

In Fig. 3 I have shown the tablet secured to a strip, A', which in turn is secured to the back B. I do not, however, confine myself to any particular means for securing the tablet A to the back B.

This combined tablet and file will be found especially desirable for writing and preserving examination-papers, and it may be conveniently used as follows: The upper or first sheets of the tablet after being written upon will be handed to the teacher for examination

and correction. When the written sheets are returned to the pupils, they will be secured to the gummed stubs, preferably in the order in which they were written, the first sheet being put on the first stub, the second on the second, and so on. The stubs are gummed upon oneside, usually the upper, and the cover D is secured to the stubs by a suitable flexible connection, C".

There are usually about the same number of stubs as sheets of paper in the tablet, so that the filed sheets lie smoothly over the unused part of the tablet. The filed sheets do not extend quite to the end of the tablet, as shown in Fig. 3, and thereby they serve as a guide to direct the user to the first unused sheet of the tablet.

The size and sheet of the combined tablet and file may be varied at pleasure, and in some instances the file and cover may be arranged along one edge of the tablet instead of across the end.

Many uses of the combined tablet and file besides that herein specified may be made.

I claim as my invention—

1. The combination, with a writing-tablet, of a back secured thereto and projecting beyond the tablet, and a series of gummed stubs secured to the projecting portion of the back, as described, and for the purpose set forth.

2. The combination, with the tablet A and the back B, having the projecting portion B', of the gummed stubs C, the cover D, and the flexible connections C' C", all substantially as described, and for the purpose set forth.

In testimony whereof I have hereunto set my hand this 30th day of October, 1885.

WILLIAM G. SMITH.

In presence of—

W. C. HOBART,  
A. C. PAUL.