

(No Model.)

H. KRUSI.

BRIDGE.

No. 338,755.

Patented Mar. 30, 1886.

Fig. 1.

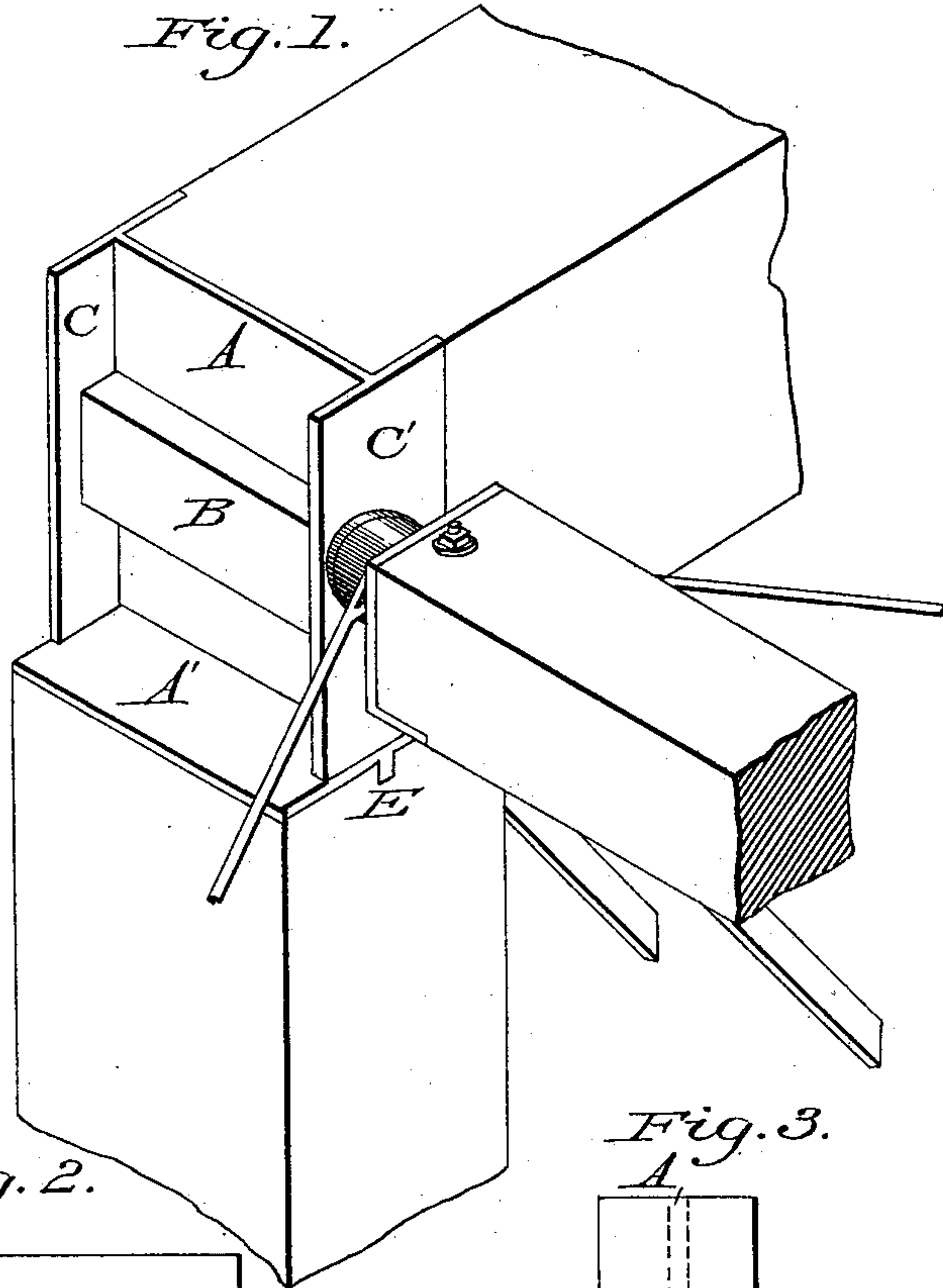


Fig. 2.




Fig. 3.

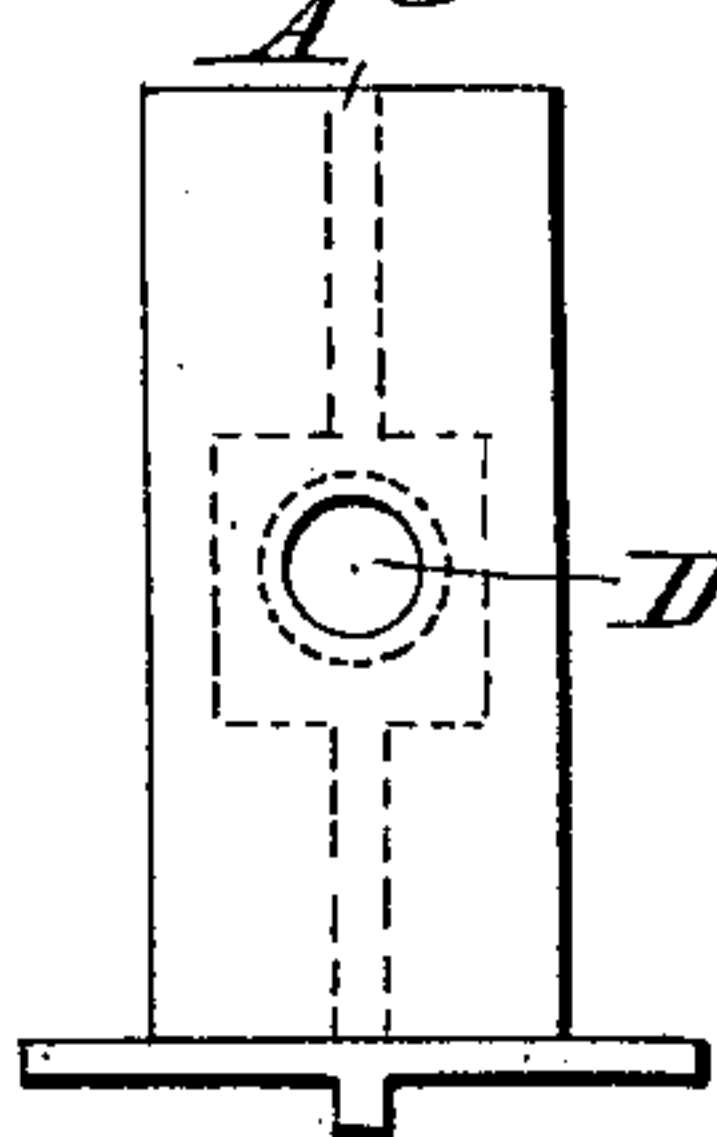


Fig. 4.


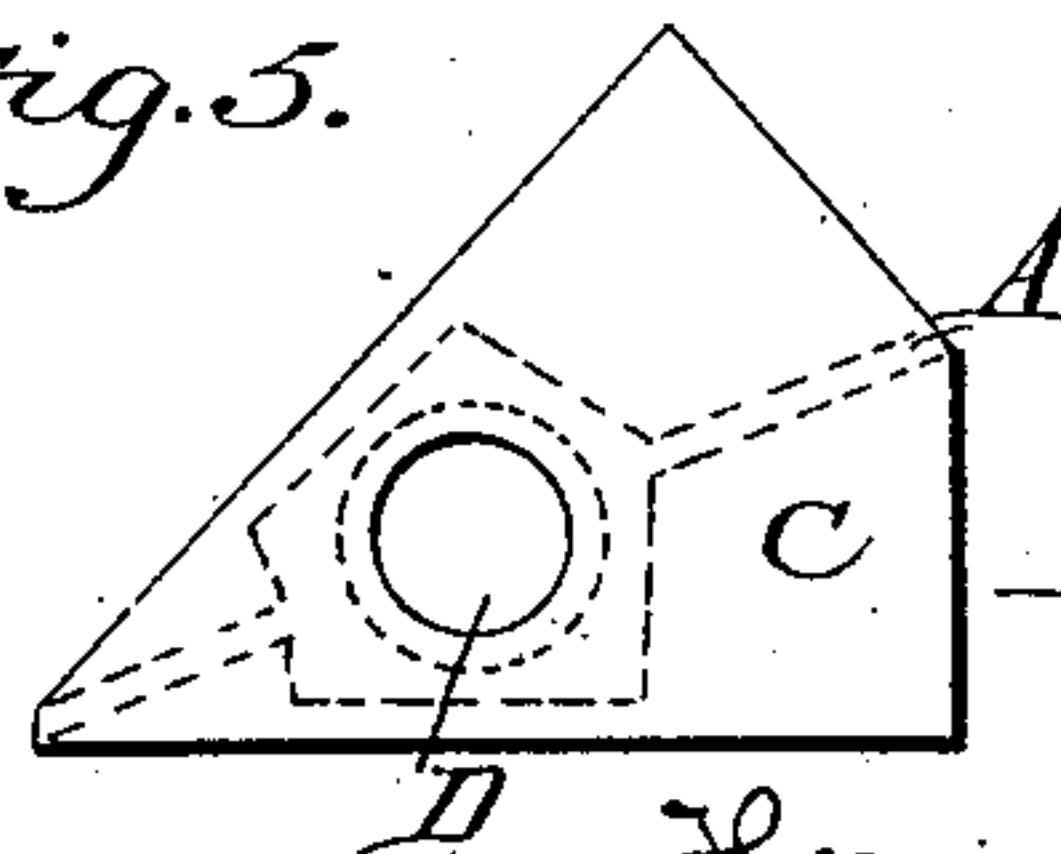


Fig. 5.



Inventor.

Herman Krusi
By his atty
W. H. Smyth

Witnesses.

Geo. W. Heffinger.
L. Peterson

UNITED STATES PATENT OFFICE.

HERMANN KRUSI, OF SAN FRANCISCO, CALIFORNIA.

BRIDGE.

SPECIFICATION forming part of Letters Patent No. 338,755, dated March 30, 1886.

Application filed February 12, 1885. Serial No. 155,778. (No model.)

To all whom it may concern:

Be it known that I, HERMANN KRUSI, of San Francisco, in the county of San Francisco, in the State of California, have invented an
5 Improvement in Bridges; and I hereby declare the following to be a full, clear, and exact description thereof.

My invention consists of a novel top-chord connection or box to be used in combination
10 wood and iron bridges, and is substantially a dividing-plate upon another plate and having supporting sides. The dividing-plate has a raised portion, through which is a hole in the direction of its length and parallel to the lower
15 plate.

The object of my invention is to provide a more simple, durable, and inexpensive means of connecting the timbers forming the upper chord of combination-bridges than those at
20 present in use, and at the same time to so construct it that even should the device break, the stability of the structure is not endangered.

Referring to the accompanying drawings,

Figure 1 is a perspective view of my device. Fig. 2 is a plan. Fig. 3 is a side view. Figs. 25
4 and 5 are respectively modifications of my invention to be used as a hip-connection.

In Fig. 1, A is a dividing-plate. B is a raised portion, through which a hole passes, as shown at D in Figs. 3 and 5. C and C' are
30 the sides, and A' the lower dividing-plate. E is a lug.

Having now described my invention, what I claim as new, and desire to secure by Letters
Patent, is— 35

In a top-chord box, the dividing-plate A, with raised portion B, perforated longitudinally, and having supporting sides C C' on a lower plate, A', substantially as and for the
40 purpose herein described.

In witness whereof I have hereunto set my hand.

HERMANN KRUSI.

Witnesses:

LEWIS PETERSON,
GEORGE WEFFINGER.