

(No Model.)

F. P. HOFMANN.
COMBINED ENVELOPE AND LETTER SHEET.

No. 338,746.

Patented Mar. 30, 1886.

Fig. 2.

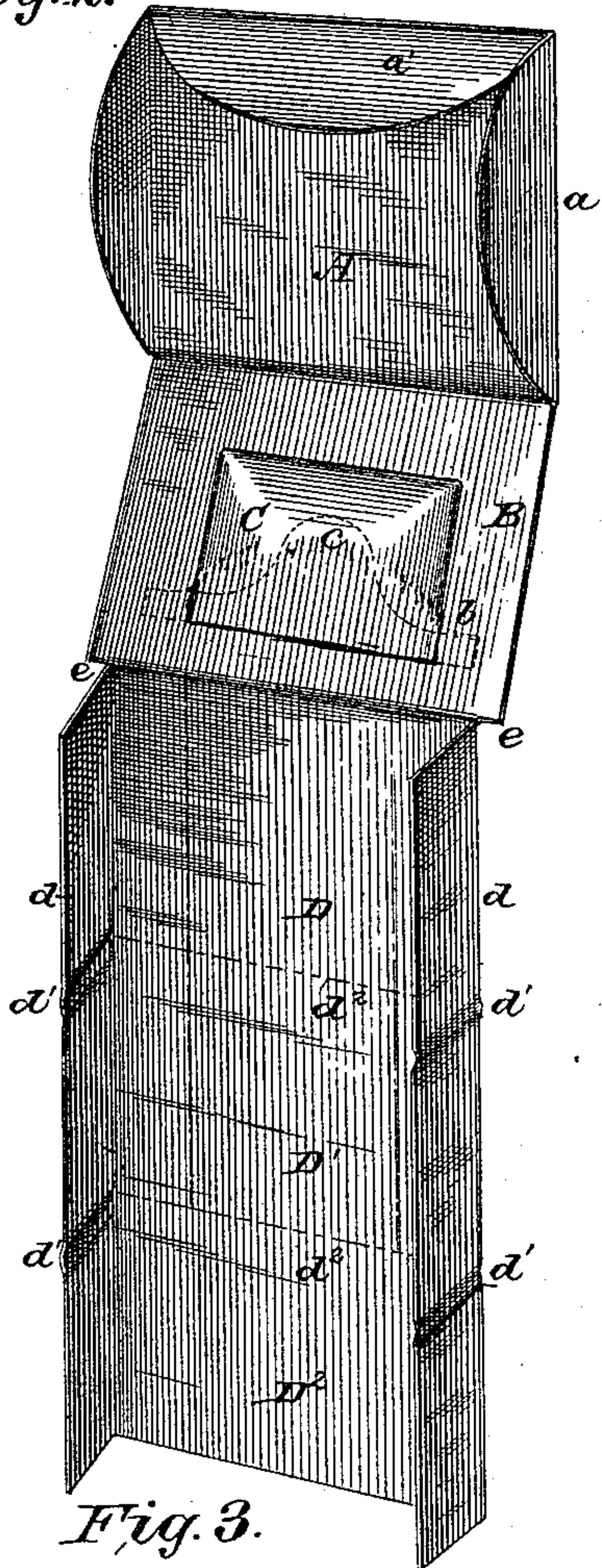


Fig. 3.

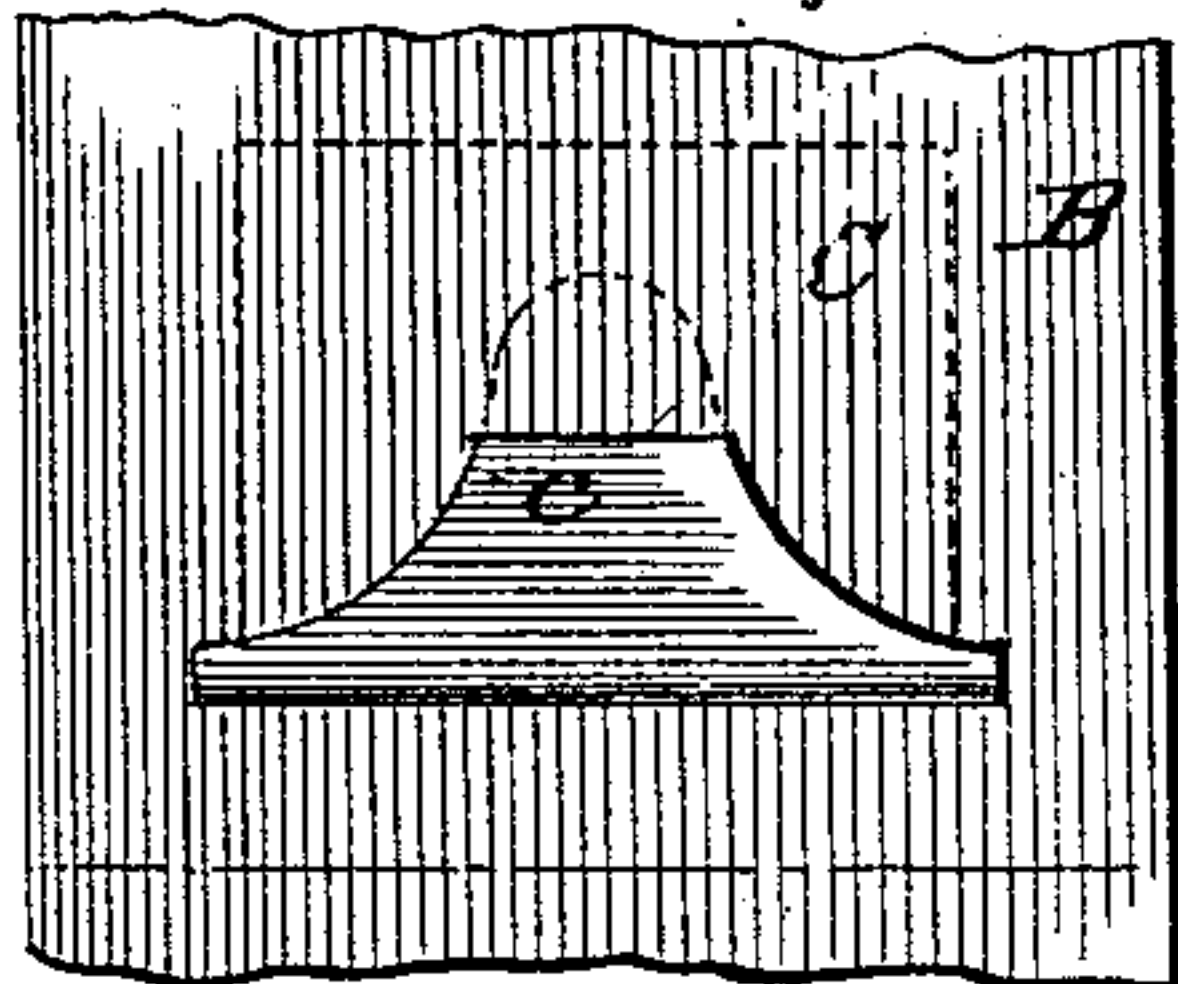
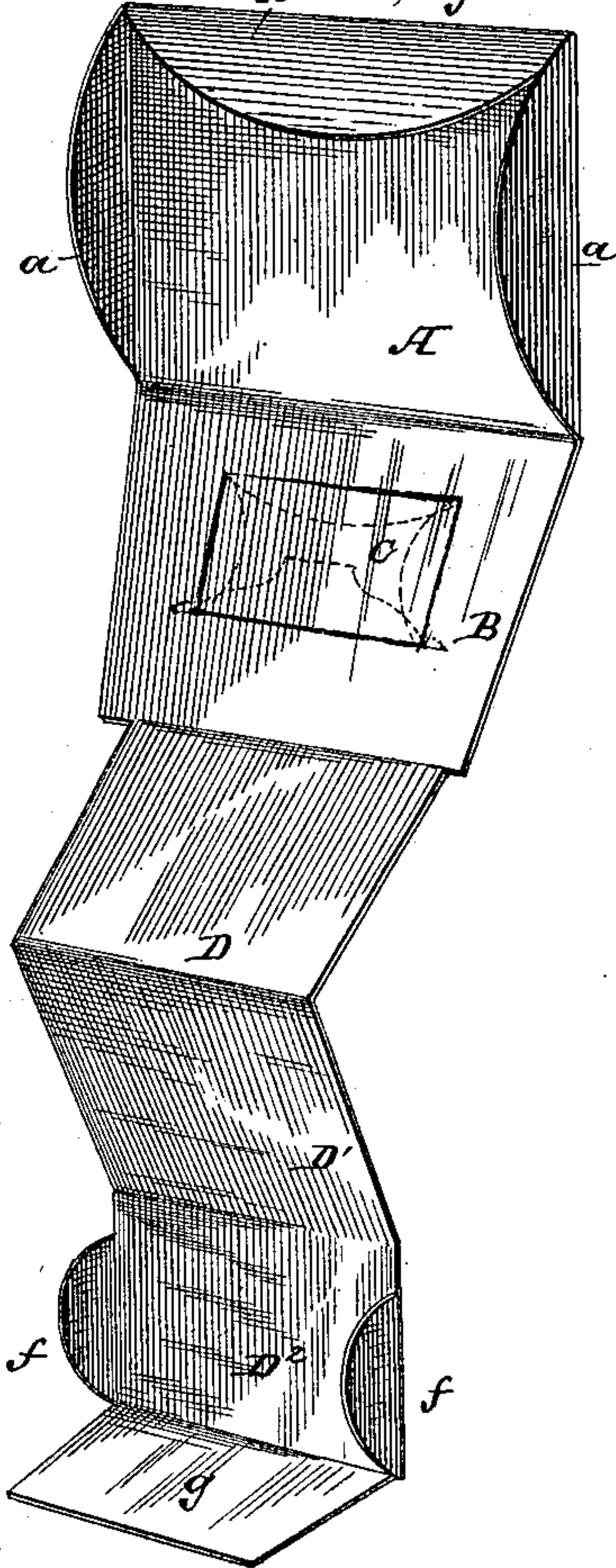


Fig. 1.



WITNESSES:

Med. L. Dietrich.
W. R. Davis.

INVENTOR.

Fredrick P. Hofmann
By - J. H. Macdonald for
ATTORNEYS.

UNITED STATES PATENT OFFICE.

FREDRICK P. HOFMANN, OF LIMA, OHIO.

COMBINED ENVELOPE AND LETTER-SHEET.

SPECIFICATION forming part of Letters Patent No. 338,746, dated March 30, 1886.

Application filed June 19, 1885. Serial No. 169,189. (No model.)

To all whom it may concern:

Be it known that I, FREDRICK P. HOFMANN, a citizen of the United States, residing at Lima, in the county of Allen and State of Ohio, have
5 invented certain new and useful Improvements in Envelopes, of which the following is a specification, reference being had therein to the accompanying drawings.

My invention relates to certain new and
10 useful improvements in combined envelopes and letter-sheets, and the purpose thereof is to provide a letter-sheet having an envelope integral therewith, with an improved pocket for the purposes hereinafter enumerated.

15 My invention consists in the several novel features of construction hereinafter fully set forth, and definitely pointed out in the claim following this specification.

Referring to the drawings forming part of
20 this application, Figure 1 is a perspective view of a letter-sheet and envelope combined embodying my invention. Fig. 2 is a similar view showing the reverse side of the sheet and embracing a slightly modified construction. Fig. 3 is a partial elevation of the
25 wrapper shown in Figs. 1 and 2.

In the said drawings, the reference-letter A designates the front or main portion of the wrapper or envelope, having flaps *a* and *a'*
30 upon its ends and side. The rear part of the envelope B is formed integral with the front, and upon its edge is attached or formed the letter-sheet, which may be conveniently formed in three sections, D, D', and D². I have shown
35 two forms or modifications of this sheet, the one in Fig. 1 and the other in Fig. 2. In the former the sheet is somewhat narrower than the wrapper, to permit it to fold easily therein; but in the other an additional width
40 is given to the sheet by forming thereon lateral flaps *d d*, which may be folded over upon the body of the sheet when written upon, the latter being then folded substantially in the lines *d*². When the wider sheet is used, it will
45 be found convenient to fold the flaps *d* somewhat within the ends of the back B of the wrapper, nicks or cuts *e* being formed between the parts for that purpose. The flaps *d* being turned over on the body D, will fold

with the latter, the line of fold of flap and
50 sheet being indicated by *d' d*², respectively. When the narrow sheet shown in Fig. 1 is used, its end may be somewhat extended, forming a flap, *g*, which may be folded against the end D² of the sheet, and secured by side
55 flaps, *f f*, forming a pocket, which is very convenient for the receipt of small samples and similar articles. Upon the back portion of the wrapper I form a pocket, adapted to receive either a stamp or a coin for the
60 purposes hereinafter specially recited. The manner of constructing this pocket is as follows: In the part B is cut, near one of its longer edges, a slot of sufficient length to admit the paper strip C, which forms the body
65 portion of the auxiliary pocket, and is provided with a flap, *c*, of somewhat greater width than the said body portion. After the body portion C is inserted, in the manner shown in Fig. 3, its edges are gummed to the
70 inner face of the back of the wrapper and a short cut or incision is made in the latter to receive the flap or tongue *c*. If desired, the three edges of the strip C may be folded over upon the body portion and gummed upon the
75 right side, substantially as indicated by dotted lines in Fig. 1, as this makes the construction neater and the pocket is more flexible. The purpose of forming this auxiliary pocket is
80 to enable the sender of a letter who desires to put it in a street-box and who can not conveniently obtain a stamp for postage to inclose a coin or coins of sufficient value to pay the required charge at the mailing of-
85 fice. To facilitate this purpose, the back of the wrapper or the flap of the auxiliary pocket may be printed with any information necessary for the guidance of the post-office officials. The pocket may also be used for the
90 purpose of inclosing stamps for return postage or in payment of small sums of money; but in the latter case I prefer to construct it in such manner that the flap *c* shall be on the inner face of the wrapper, so that it cannot be opened and the contents removed
95 without destroying the wrapper or cutting the pocket.

Having thus described my invention, what

I claim, and desire to secure by Letters Patent of the United States, is—

5 An envelope and letter-sheet combined, the former having upon its rear side a secondary pocket consisting of a strip adhering at its edges to the face of the wrapper, with a flap protruding through a slit in the same, substantially as specified.

In testimony whereof I affix my signature in presence of two witnesses.

FREDRICK P. HOFMANN.

Witnesses:

L. E. GREEN,
WILLIAM GIBBS.