

(No Model.)

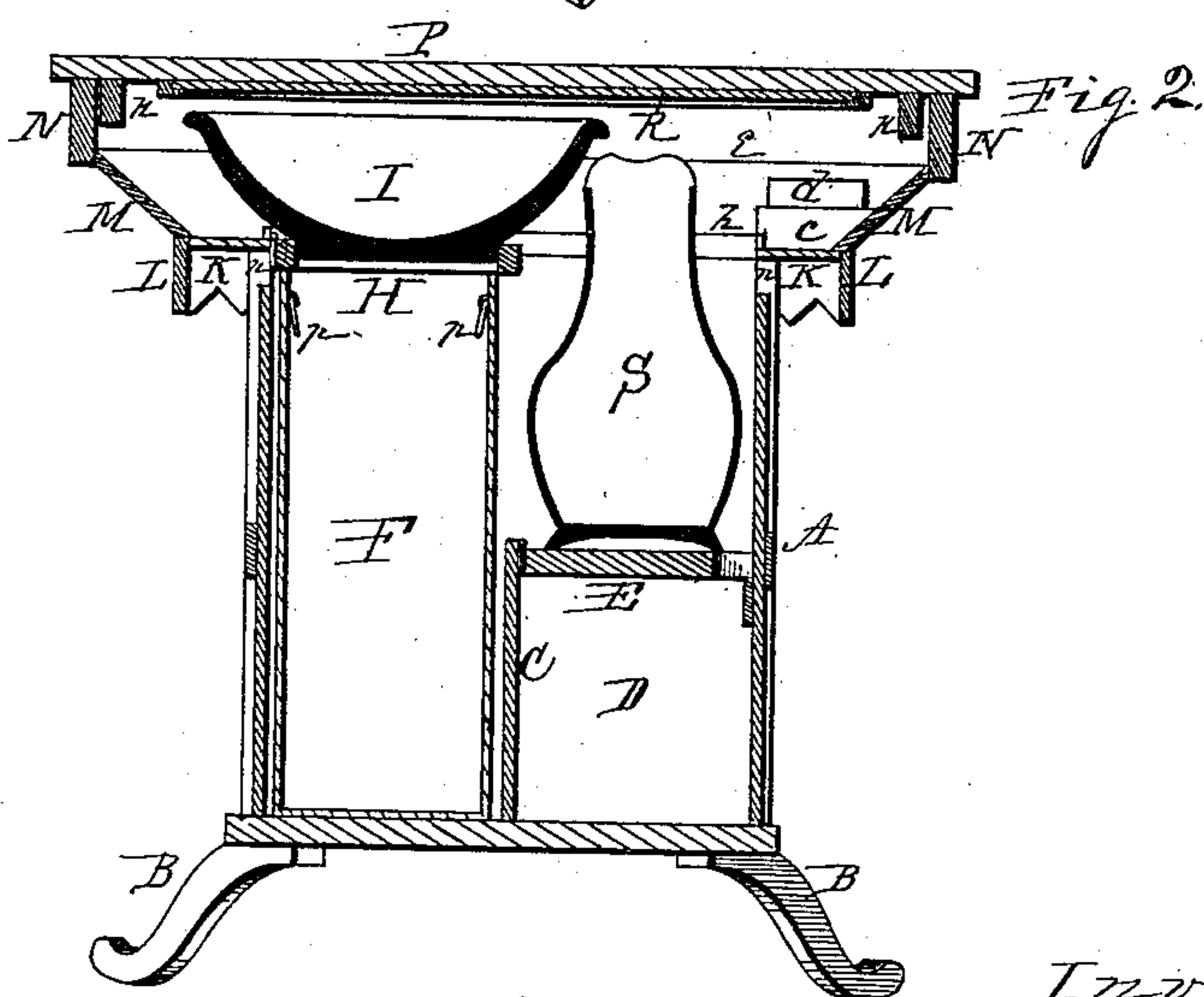

3 Sheets—Sheet 1.

L. P. ROSS.

COMBINED WASH STAND AND TABLE.

No. 338,646.

Patented Mar. 23, 1886.



Witnesses.
Evans Blake
A. O. Behel

Inventor
Lyon P. Kopp.
Per. Jacob Behr.
Atty.

(No Model.)

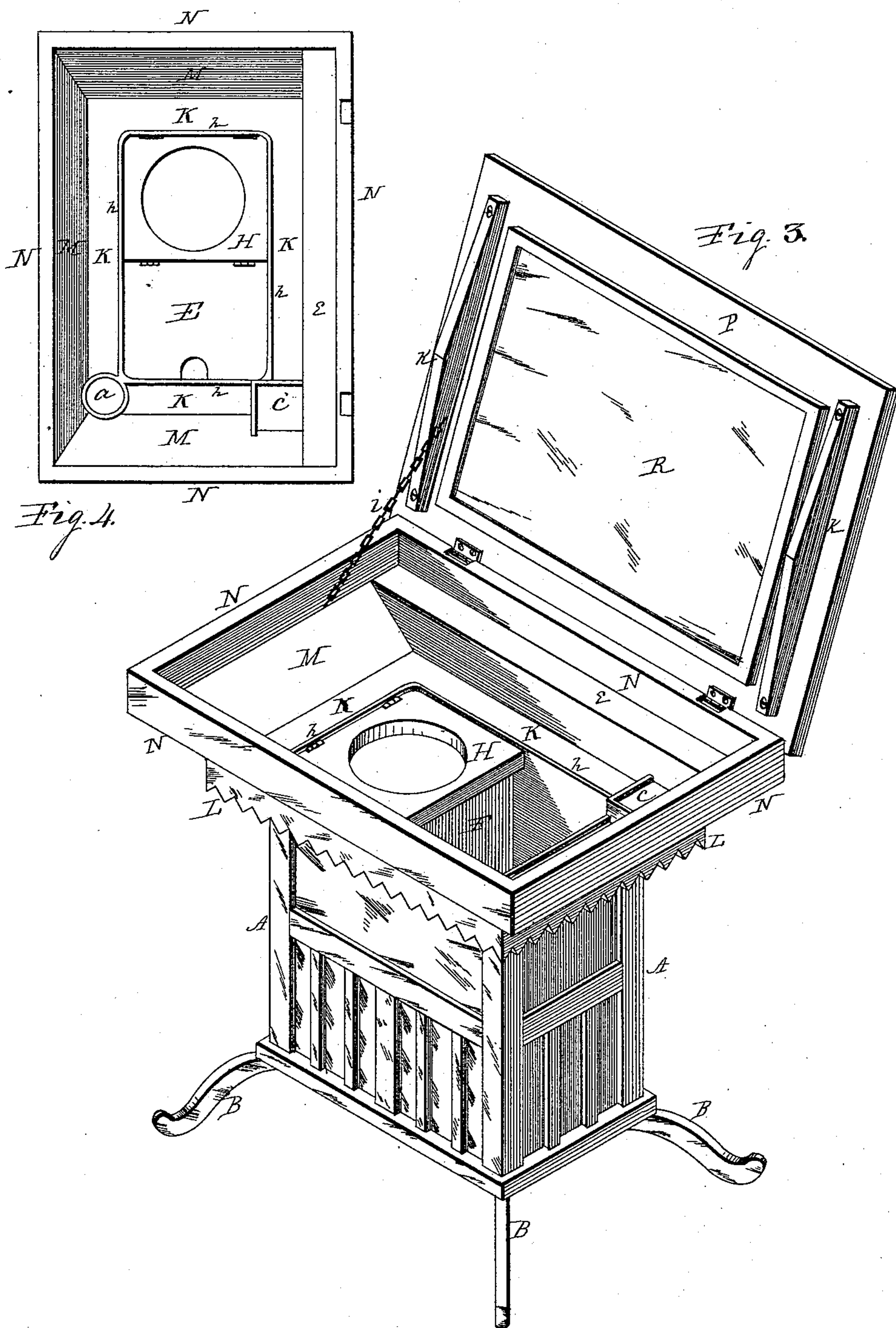
3 Sheets—Sheet 2.

L. P. ROSS.

COMBINED WASH STAND AND TABLE.

No. 338,646.

Patented Mar. 23, 1886.



Witnesses:
Evans Blake
A. O. Behel

Inventor:
Lyons P. Ross
Perfacot Behel
Atty.

(No Model.)

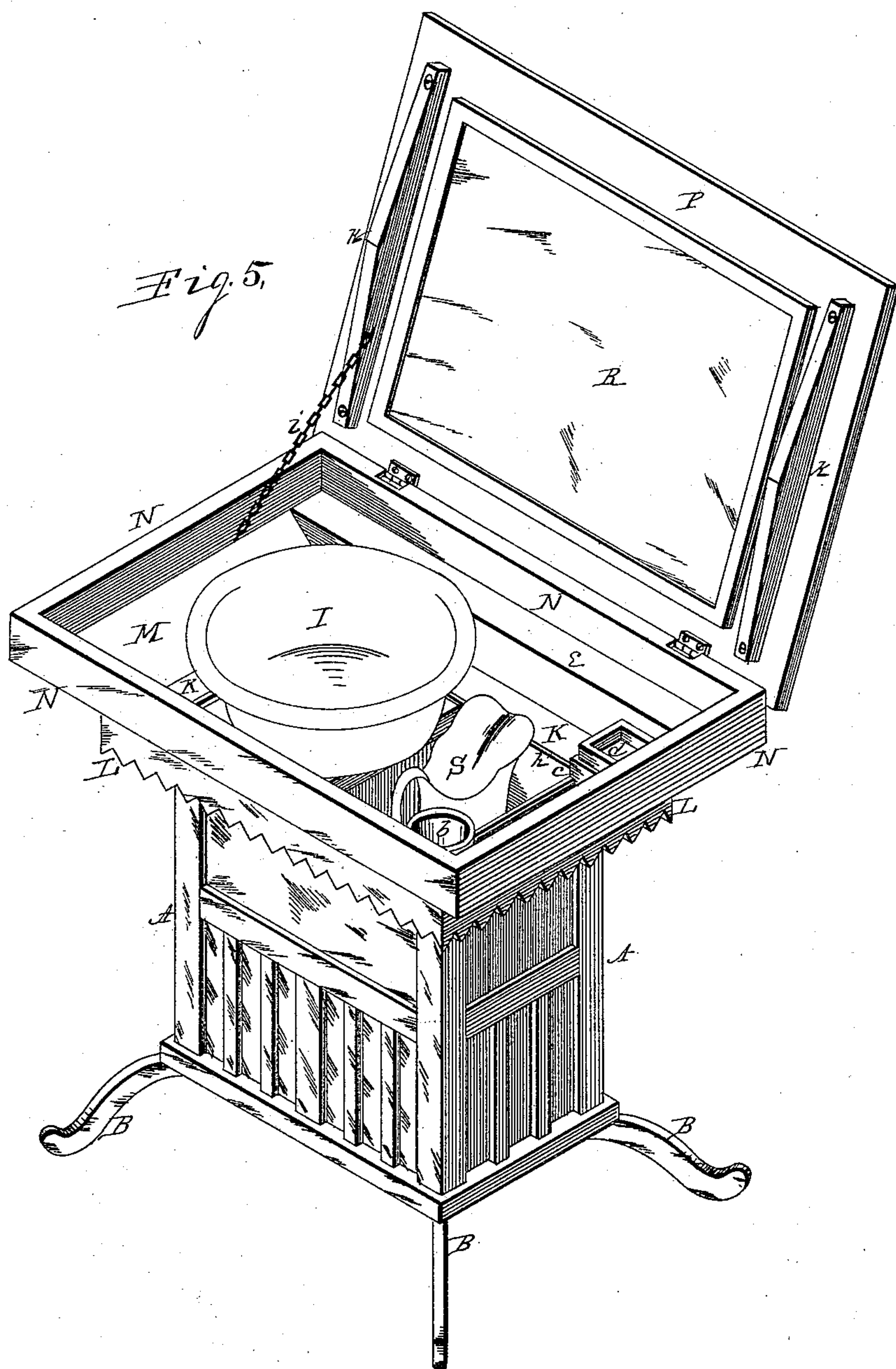
3 Sheets—Sheet 3.

L. P. ROSS.

COMBINED WASH STAND AND TABLE.

No. 338,646.

Patented Mar. 23, 1886.



Witnesses.
Evans Blake
A. O. Behl

Inventor.
Lyon P. Ross.
Per Jacob Behl.
Atty.

UNITED STATES PATENT OFFICE.

LYON P. ROSS, OF ROCKFORD, ILLINOIS.

COMBINED WASH-STAND AND TABLE.

SPECIFICATION forming part of Letters Patent No. 338,646, dated March 23, 1886

Application filed November 18, 1885. Serial No. 183,241. (No model.)

To all whom it may concern:

Be it known that I, LYON P. ROSS, a citizen of the United States, residing in the city of Rockford, in the county of Winnebago and State of Illinois, have invented a new and useful Article of Household Furniture, of which the following is a specification.

This invention relates to an article of household furniture known as the "commode."

Its object is to fill a want in housekeeping in small apartments.

It consists, essentially, in the combination of a center-table and wash-stand, which is illustrated in the accompanying drawings, in which—

Figure 1 is an isometrical representation of an article embodying my invention. Fig. 2 is a lengthwise central vertical section. Fig. 3 is an isometrical representation with lid open. Fig. 4 is a plan view with lid removed, and Fig. 5 is an isometrical representation with open lid and furniture in place therein.

The pedestal A of my combined table and wash-stand is of rectangular box form, supported on feet B, springing from its lower corners. A transverse partition, C, divides the lower portion of the pedestal, forming a receptacle, D, to contain towels, sponge, or other articles. A hinged lid, E, to the receptacle D serves as a bottom to the portion of the pedestal above it, and supports the water-pitcher, S, placed thereon. A removable waste-water tank, F, is placed in the pedestal, and its upper end supports a hinged cover, H, which is provided with a central circular opening to receive the foot-rim of the wash-bowl I. The upper end of the pedestal is provided with a cornice projecting on all sides, and in this instance consists of a placher, K, projecting in a horizontal plane from the upper end of the pedestal, a frieze or fascia, L, fixed to and depending from its outer edge, an upward and outward inclining member, M, rising from the upper outer corner of the fascia, a crowning member, N, joined to the outer edge of the inclined member, and rising vertically therefrom, which in connection with the projecting edge of the lid P completes the cor-

nice, and forms the receptacle inclosing the wash-bowl and other articles. The receptacle formed by the uprising cornice is provided with a stand, a, to receive a tumbler, b, a stand, c, to receive a soap-dish, d, and a shelf, e, to receive other toilet articles necessary and convenient in a wash-stand. An uprising edge, h, surrounds the main opening to the pedestal, to prevent drippings from running into the receptacles formed in the pedestal.

The lid P is hinge-jointed at one side to the crown portion of the cornice, to permit it to rise to an outward-inclined position, as shown in Figs. 3 and 5, and is supported in its inclined position by a chain, i, or hinged brace instead thereof, connected with the pedestal and lid. Battens k, as supports, are fixed to the inner face end portions of the lid, and a mirror, R, is fixed to its inner face between the battens. The lid P, when closed, serves to incase and protect the contents of the wash-stand, and its upper face forms the top or leaf of the center-table. Openings n, for the purpose of ventilation, are formed in the pedestal at convenient points immediately below the placher of the cornice. Handles p, fixed to the upper end inner face of the waste-water tank, are employed to lift it from the pedestal.

In use as a center-table the lid is closed as shown in Fig. 1, and as a wash-stand as shown in Fig. 5, with the lid open and supported as therein shown.

I claim as my invention—

1. In a combined wash-stand and table having a pedestal-support produced in box form and subdivided into apartments, substantially as shown and described, a removable waste-water tank, and a lid to the open end of the tank, said lid having a hinged connection with the pedestal, and forming a foot-support to the wash-bowl, as and for the purpose set forth.

2. The combination, with the pedestal-support, of the cornice projecting outward from and rising above the pedestal, and forming a receptacle to contain a wash-bowl and toilet articles, substantially as and for the purpose set forth.

3. As an article of manufacture, a com-

bined wash-stand and table consisting, essentially, of a pedestal-support produced in box form containing apartments, substantially as shown and described, a cornice forming a
5 receptacle to receive the wash-bowl and toilet articles, and a lid to close the receptacle and form the table-top, said lid having a mirror

fixed to its inner face, substantially as and for the purpose set forth.

LYON P. ROSS.

Witnesses:

F. G. MILLER,
A. O. BEHEL.