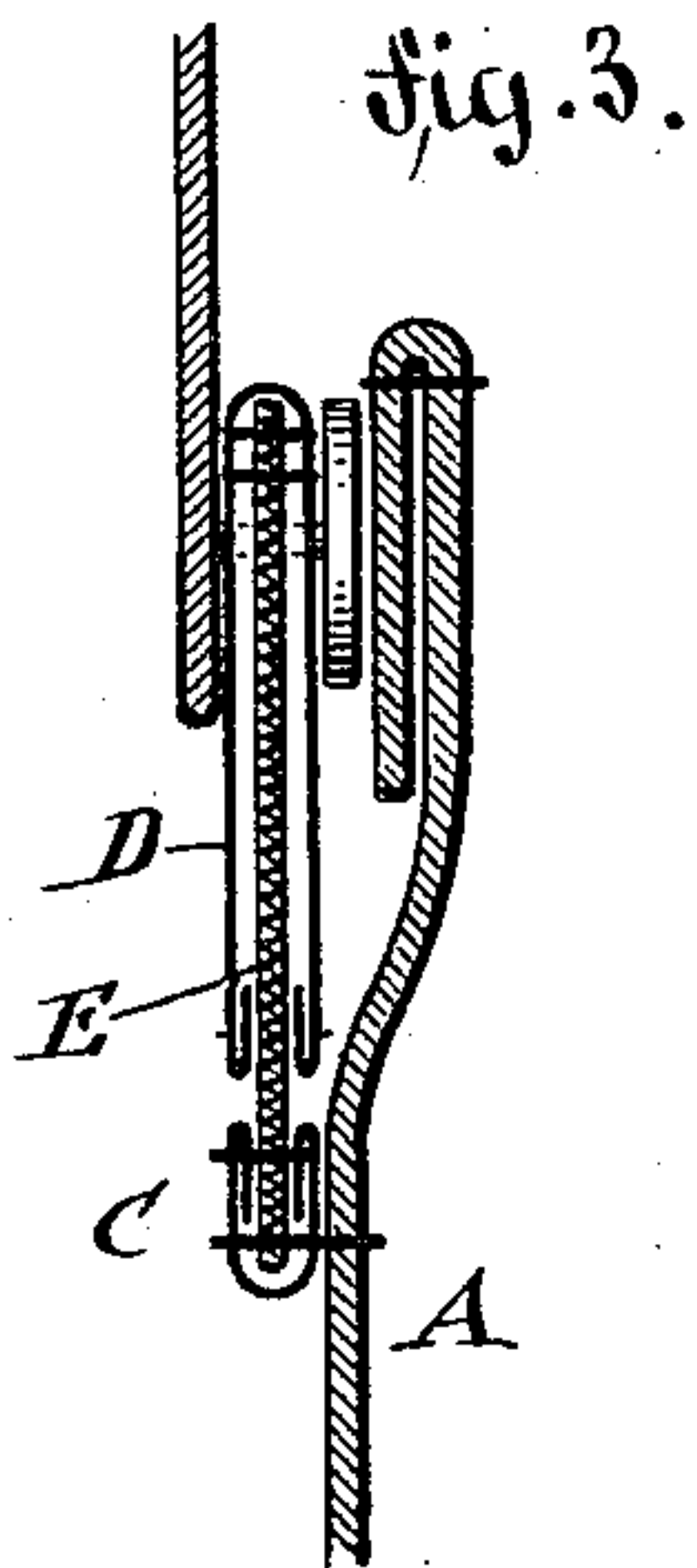
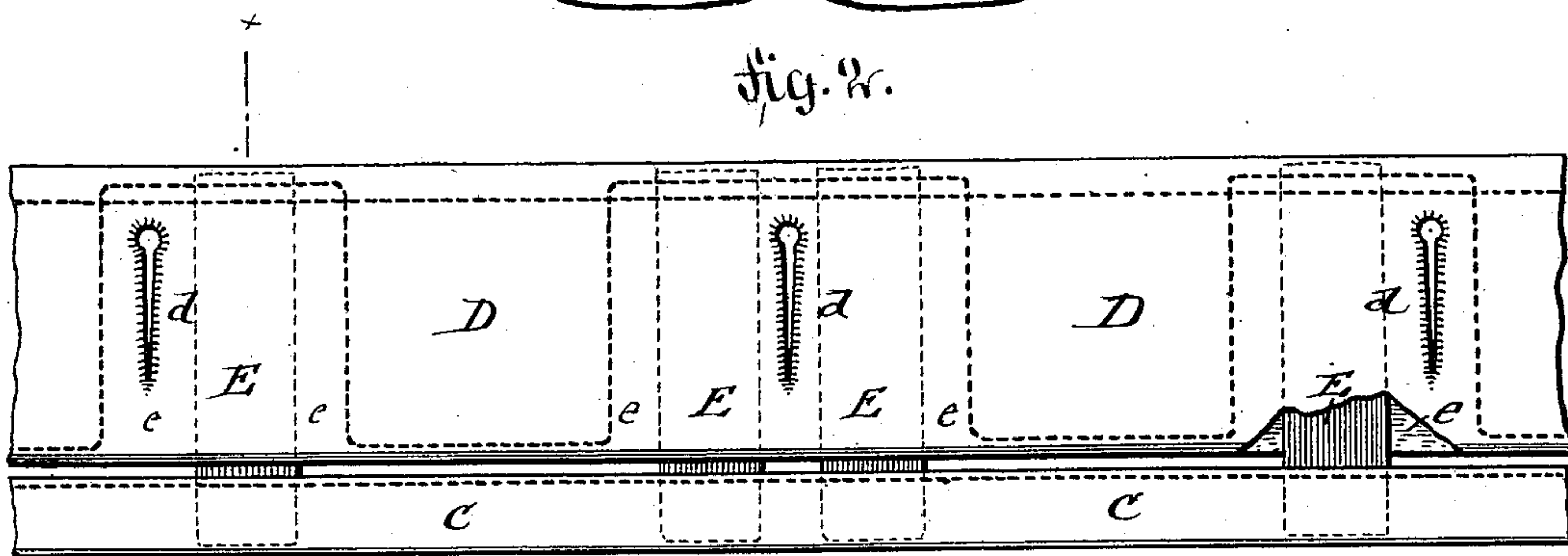
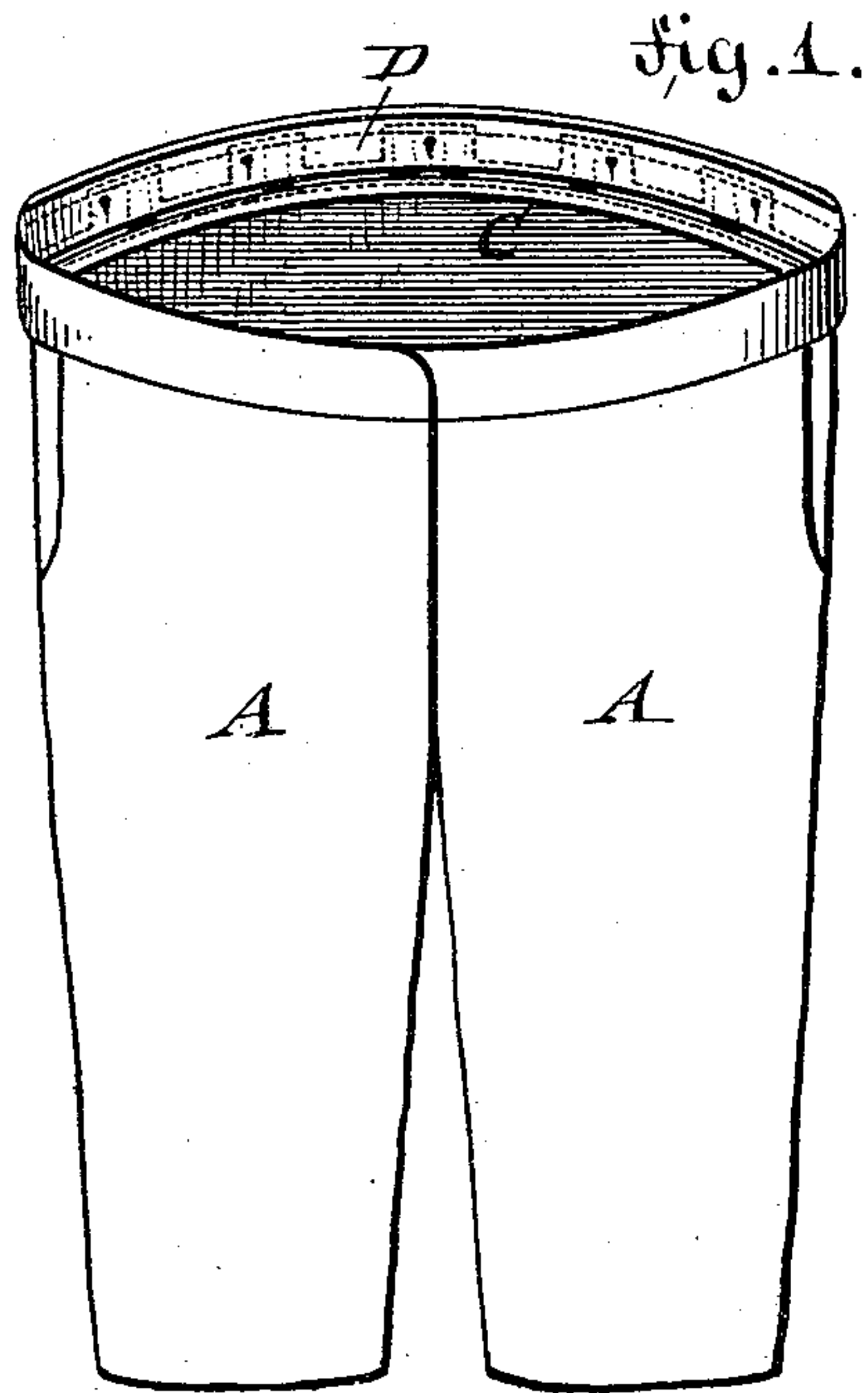


(No Model.)

H. J. LYON.
ATTACHMENT FOR PANTS.

No. 338,641.

Patented Mar. 23, 1886.



WITNESSES:

F. H. Rosenbaum.
Carl Kapp

INVENTOR

Henrietta J. Lyon
BY *G. J. Rogers & Co.*
ATTORNEYS.

UNITED STATES PATENT OFFICE.

HENRIETTA J. LYON, OF NEWARK, NEW JERSEY.

ATTACHMENT FOR PANTS.

SPECIFICATION forming part of Letters Patent No. 338,641, dated March 23, 1886.

Application filed November 23, 1885. Serial No. 183,597. (No model.)

To all whom it may concern:

Be it known that I, HENRIETTA J. LYON, of Newark, in the county of Essex and State of New Jersey, have invented certain new and
5 useful Improvements in Attachments for Pants, of which the following is a specification.

This invention has reference to certain improvements in the attachment for pants for which Letters Patent were heretofore granted
10 to me, No. 265,524, dated October 3, 1882, the improvements being designed with a view to render the elastic attachment more compact and durable, and bring it in such a shape that it can be readily cut off and sold by the piece;
15 and the invention consists of an attachment for pants made of a band having button-holes and pockets around said button-holes, elastic strips inserted into said pockets and attached to the upper part of the band, and a base-
20 strip that is attached to the lower edges of the elastic strips.

In the accompanying drawings, Figure 1 represents a perspective view of a pair of pants with my improved attachment. Fig. 2
25 is a detail side elevation with a part broken away of a portion of the attachment, and Fig. 3 is a vertical transverse section on line *x x*, Fig. 2.

Similar letters of reference indicate corresponding parts.
30

A in the drawings represents a pair of boy's or other pants, to the upper inside part of which is attached a band, D, of muslin or other suitable fabric by a narrow base-strip,
35 C. The band D is provided with button-holes *d*, which are arranged at such a distance from each other as to correspond with the buttons on the shirts, waists, or jackets by which the pants are applied. The band D is connected
40 to the base-strip, C, by elastic strips E, of which, preferably, two are arranged at the center of the band D—one at each side of the central button-hole, *d*—while one elastic strip, *d'*, is arranged sidewise of each of the remaining
45 button-holes *d*, as shown in Fig. 2. The band D is made of two layers of fabric, and stitched

in such a manner around the button-holes *d* that pockets *e* are formed for the elastic strips E. The strips E are attached at their lower ends to the base-strip C, and at their upper
50 ends to the upper part of the band D. As the greater portion of the elastic strips is located in the pockets of the band D, the strips E are protected against perspiration and the heat of the body, and thereby less liable to
55 deterioration and wear than when they are without covering or protection, and exposed directly to the heat of the body, as in my former patent referred to. The elastic strips have a sufficient play in the pockets of the
60 band so that the latter can be readily applied to buttons even if the button-holes should not quite register with the same.

Another advantage of my improved elastic band is that owing to its compact shape it can
65 be made up conveniently in rolls of considerable length, so as to be sold in the stores by cutting off the piece required for a pair of pants. As the appearance of the band is nearly the same as that of the common band
70 applied to pants, it requires the same handling in attaching or detaching the pants to or from the buttons of the shirt or jacket.

Having thus described my invention, I claim as new and desire to secure by Letters Patent—
75

The combination, with a pair of pants, of a band provided with button-holes and pockets around said button-holes, elastic strips extending through said pockets at one side of the button-holes and being attached to the
80 upper part of the band, and a transverse base-strip attached to the lower edges of the elastic strips and to the body of the pants below the waistband, substantially as set forth.

In testimony that I claim the foregoing as
85 my invention I have signed my name in presence of two subscribing witnesses.

HENRIETTA J. LYON.

Witnesses:

PAUL GOEPEL,
LOUIS C. RAEGENER.