

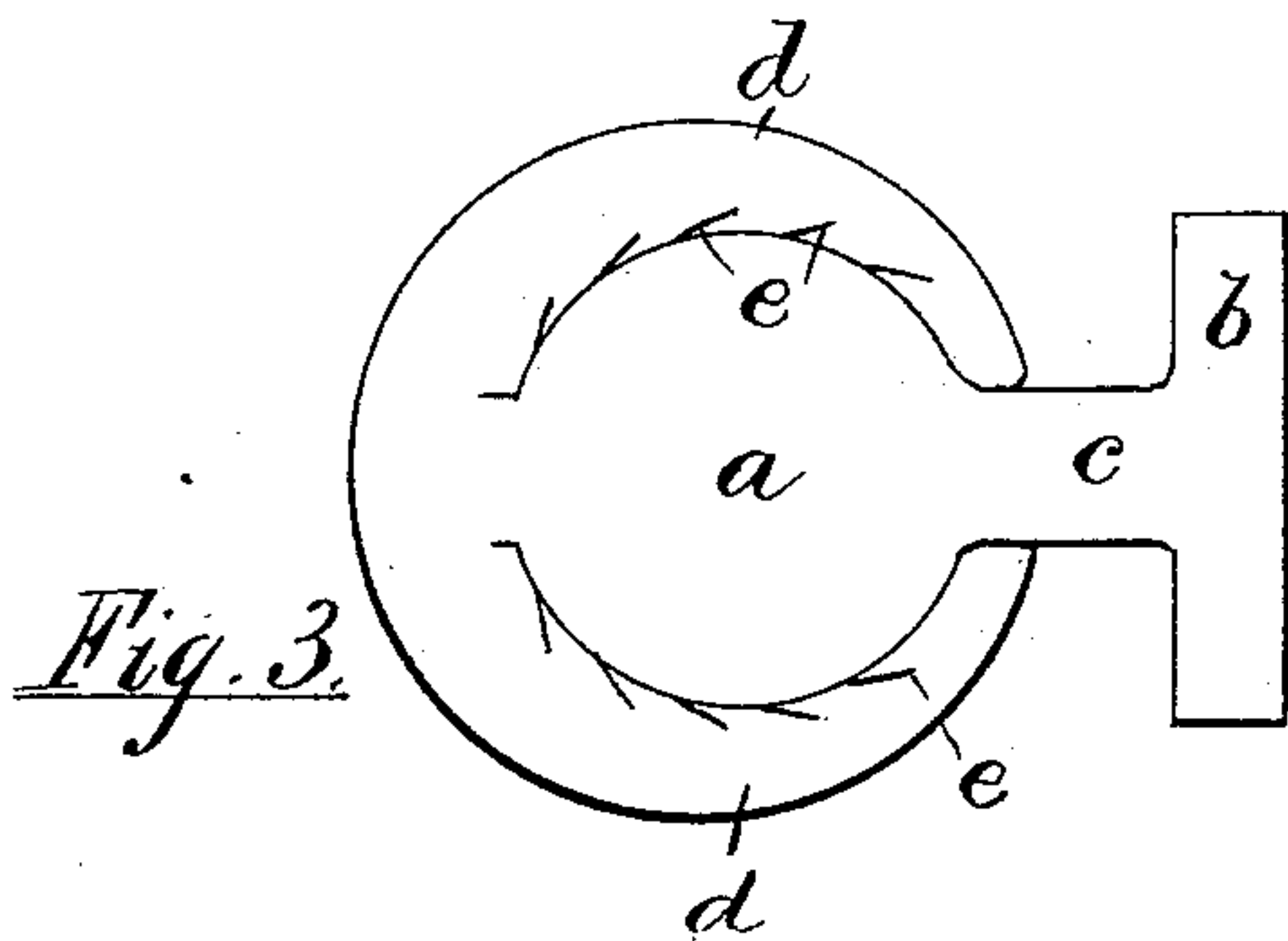
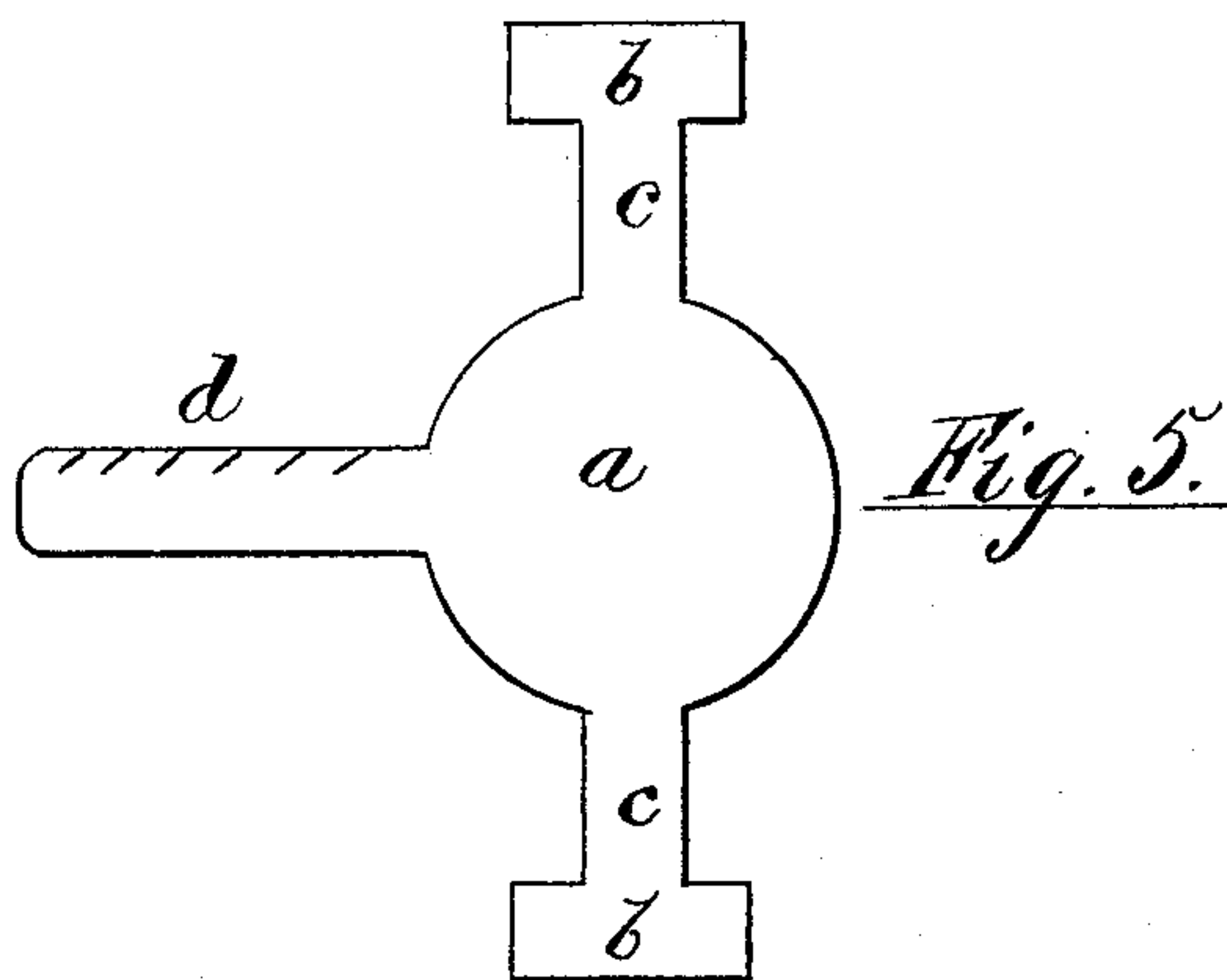
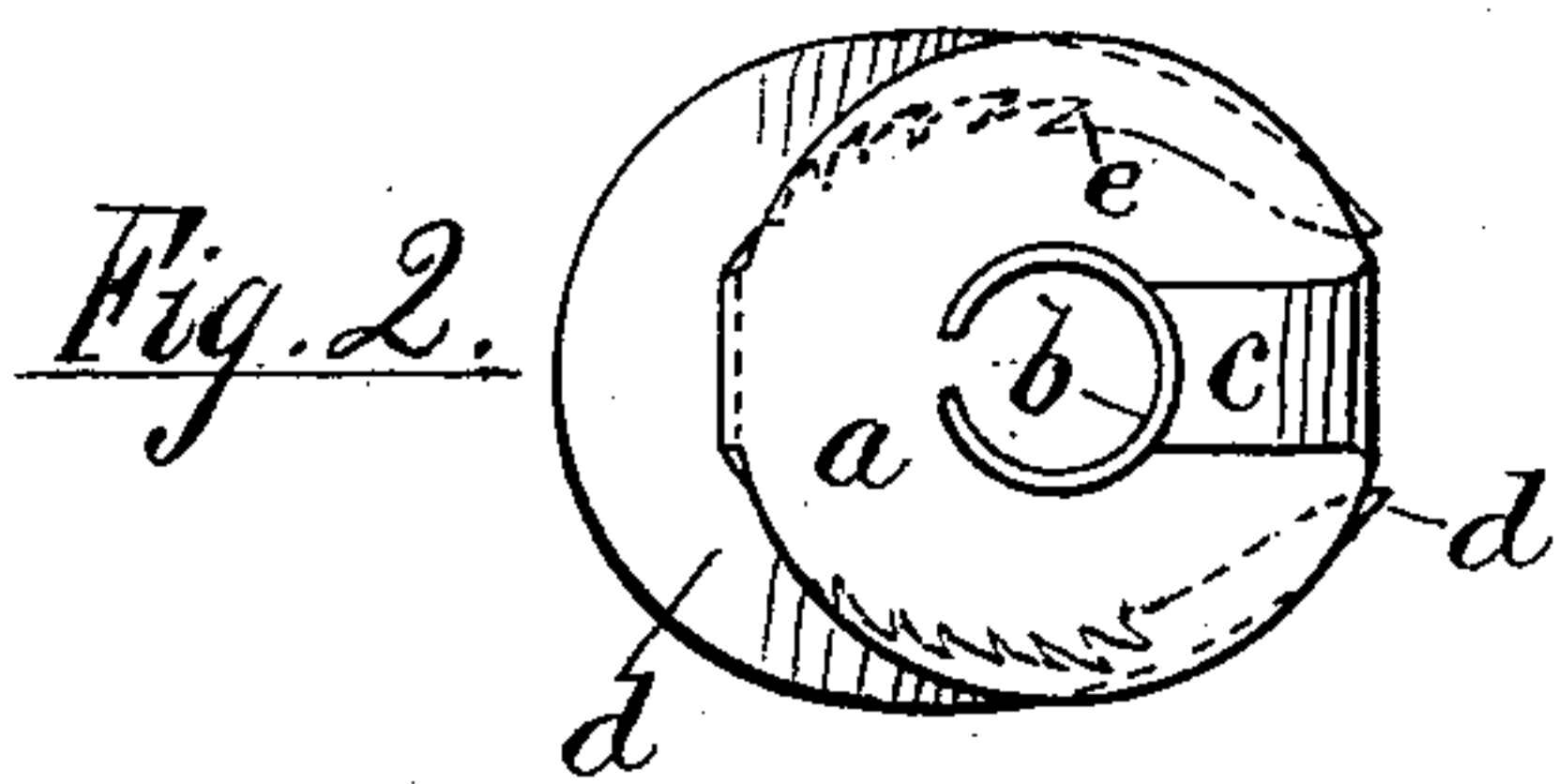
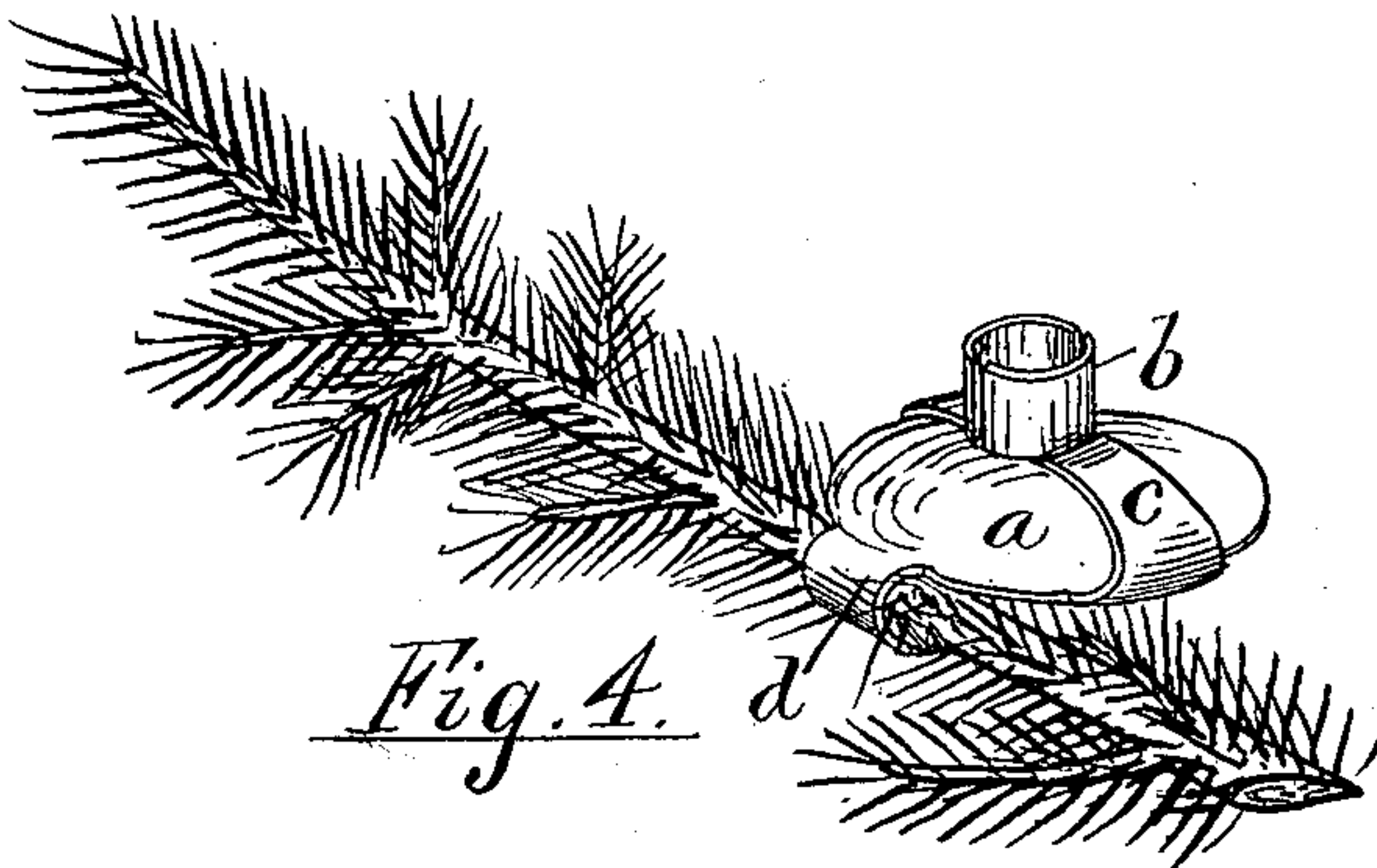
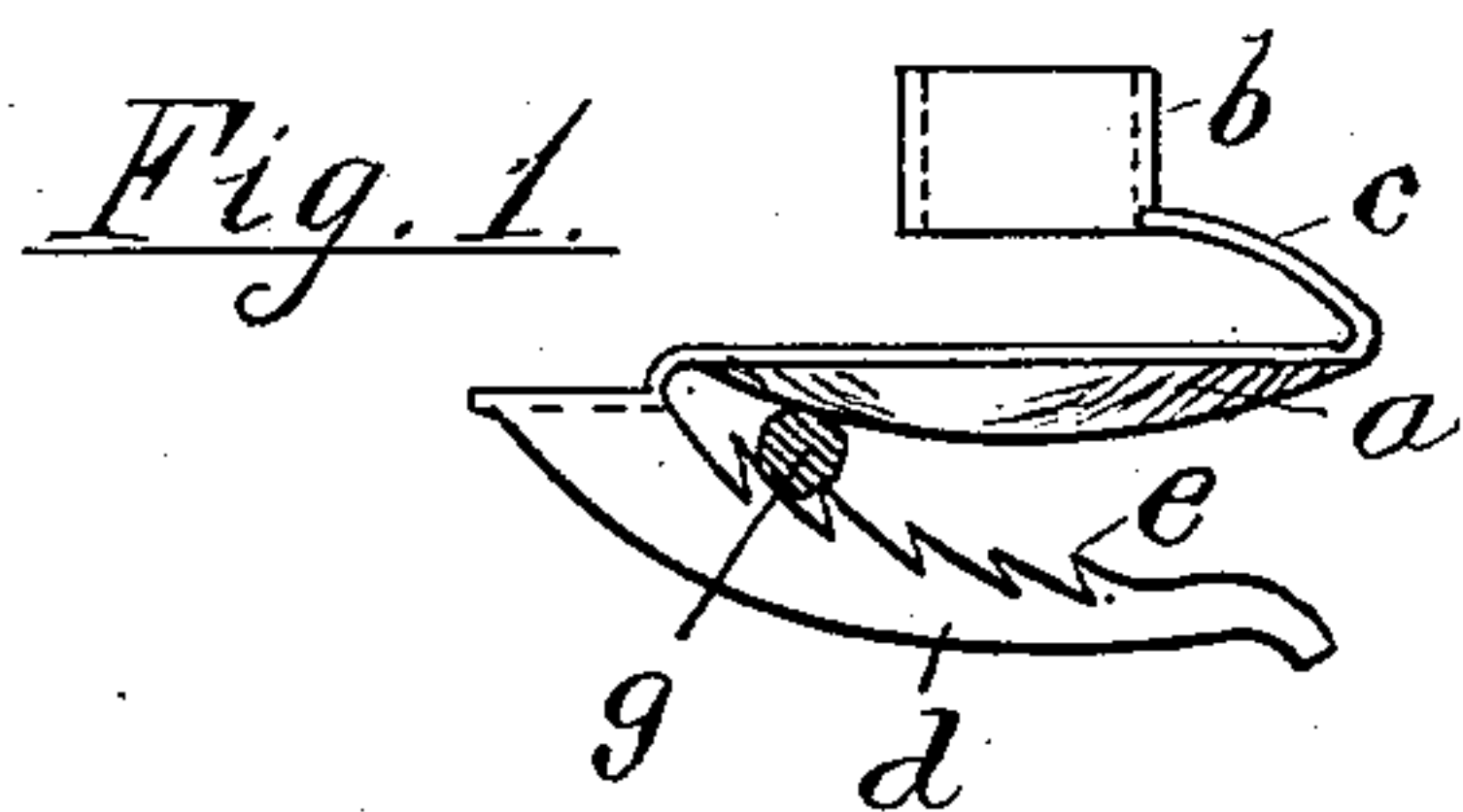
(No Model.)

A. GRAFKE.

BARBED CANDLE HOLDER.

No. 338,594.

Patented Mar. 23, 1886.



Attest:

L. Lee.
Henry J. Sheberath.

Inventor.

August Grafke per
Crane & Miller, attys.

UNITED STATES PATENT OFFICE.

AUGUST GRAFKE, OF VAILSBURG, NEW JERSEY.

BARBED CANDLE-HOLDER.

SPECIFICATION forming part of Letters Patent No. 338,594, dated March 23, 1886.

Application filed September 25, 1885. Serial No. 178,211. (No model.)

To all whom it may concern:

Be it known that I, AUGUST GRAFKE, a citizen of the United States, residing in Vailsburg, Essex county, New Jersey, have invented certain new and useful Improvements in Barbed Candle-Holders, fully described and represented in the following specification and the accompanying drawings, forming a part of the same.

The object of this invention is to attach a candle-holder to the branch of a Christmas-tree, and to furnish a socket open at the bottom, so that the candle may be pushed through the same, and that the melted grease may never fill up the socket, and thus prevent the insertion of another candle.

My invention consists in the combination, with the base of a candle-holder, of one or more barbed tongues formed in one piece therewith, and bent downward and inward beneath said base, with the barbs projecting backward toward the base, said tongue and base forming a tapering recess with backwardly-inclined barbs.

In the drawings, Figure 1 shows a side elevation of a holder provided with two barbed tongues and having the candle-socket attached to the base by one arm. Fig. 2 shows a plan of the same construction, and Fig. 3 shows the form of blank required to make the same from a single piece of tin. Fig. 4 shows in perspective a candle-holder having the socket made in halves, and each half joined to the base by a separate arm, the holder being provided with a single barbed tongue and clamped upon a branch in its operative position; and Fig. 5 represents the blank required to form such a holder.

a is the base or dish of the holder to catch the melted grease, the socket *b*, for grasping the candle, being sustained above the base by an arm, *c*, attached at the side of the socket and joined to the edge of the base.

d is the tongue attached to the base, and bent downwardly and inwardly beneath the same, as shown in Figs. 1 and 4, to form a tapering recess, into which the branch of the tree may be jammed; and *e* are barbs bent toward the base *a*, to grasp the branch and lock the holder thereon. The tapering form of the

recess and the elastic character of the tongue adapt the latter to grasp a branch of greater or smaller size with equal facility.

In Fig. 1 a section of the branch is exhibited in contact with the base of the holder and the barbs *e*, and it is obvious that the tendency of the weight in the holder is to turn the holder around upon the branch, which, owing to the grip of the barbs, results merely in crowding the branch more closely into the tapering recess, and in drawing the barbs more firmly into the branch, and thus clamping the holder securely thereon. The arm *c* is attached to the socket *b* at only a part of its circumference, so that the socket may be split at some point, so as to be readily opened to fit the candle when applied thereto.

In the construction shown in Figs. 1, 2, and 3 the socket is formed in one piece and united to the edge of the base by one arm, the tin blank for the same being shown in Fig. 3 and lettered the same as the parts which they are intended to form, and the barbed tongues being formed, as shown in said blank, by cutting a marginal strip from a part of the rim of the base upon opposite sides of the same, and bending such strips downward to the desired angle, as shown in Fig. 1.

The barbs *e* may be projected in the proper direction from the tongue *d* by the stamping-tool which cuts out the blank, and whichever blank may be used the holder is readily formed by bending the several attachments into their required positions upon the base *c*.

I am aware of United States Patent No. 214,868, which shows a jointed spring-clamp applied to the base of a candle-holder, and barbs upon such clamp to keep it from slipping when applied to the tree. Such construction requires the use of separate parts in its manufacture and the use of separate tools in forming the base and clamp.

The object of my invention is to form the base and clamping device in one piece of metal by the cutting action of a single tool, and thus avoid the expense of combining separate parts.

My construction differs essentially from that cited in having the barbed tongue rigidly attached to the base and formed integral there-

with, thus saving the expense of a compound construction.

I entirely disclaim the construction shown in United States Patent No. 214,868, and having distinguished my own therefrom, I claim
5 the same as follows:

The combination, with the base of a candleholder, of one or more barbed tongues formed in one piece therewith and bent downward
10 and inward beneath said base, with the barbs projecting backward toward the base, said

tongue and base forming a tapering recess with backwardly-inclined barbs, substantially as and for the purpose set forth.

In testimony whereof I have hereunto set
15 my hand in the presence of two subscribing witnesses.

AUGUST GRAFKE.

Witnesses:

THOS. S. CRANE,
L. LEE.