

(No Model.)

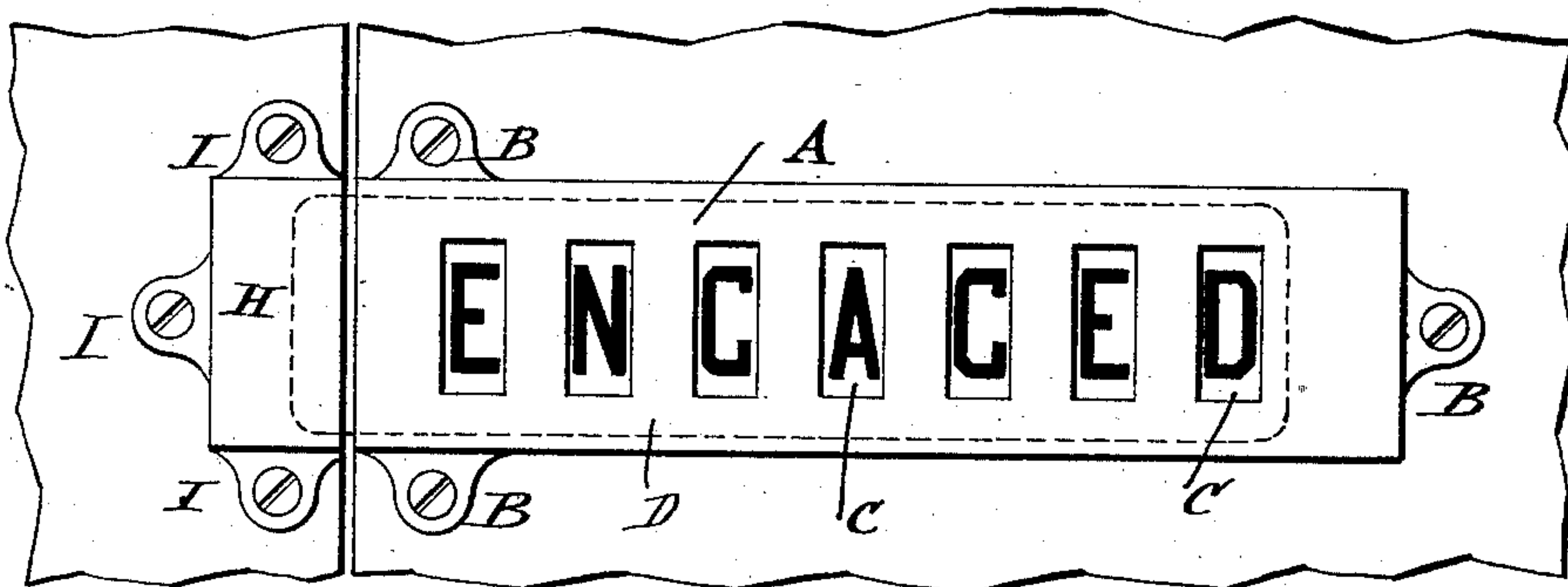
A. E. BARRETT.

INDICATOR BOLT.

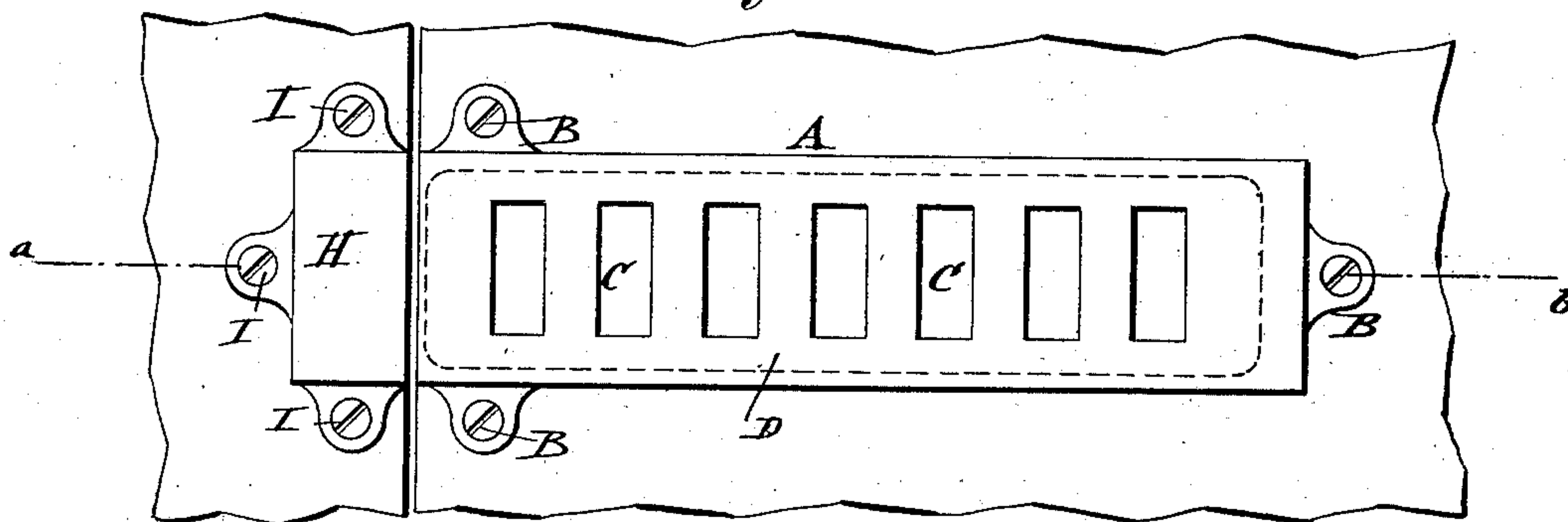
No. 338,463.

Patented Mar. 23, 1886.

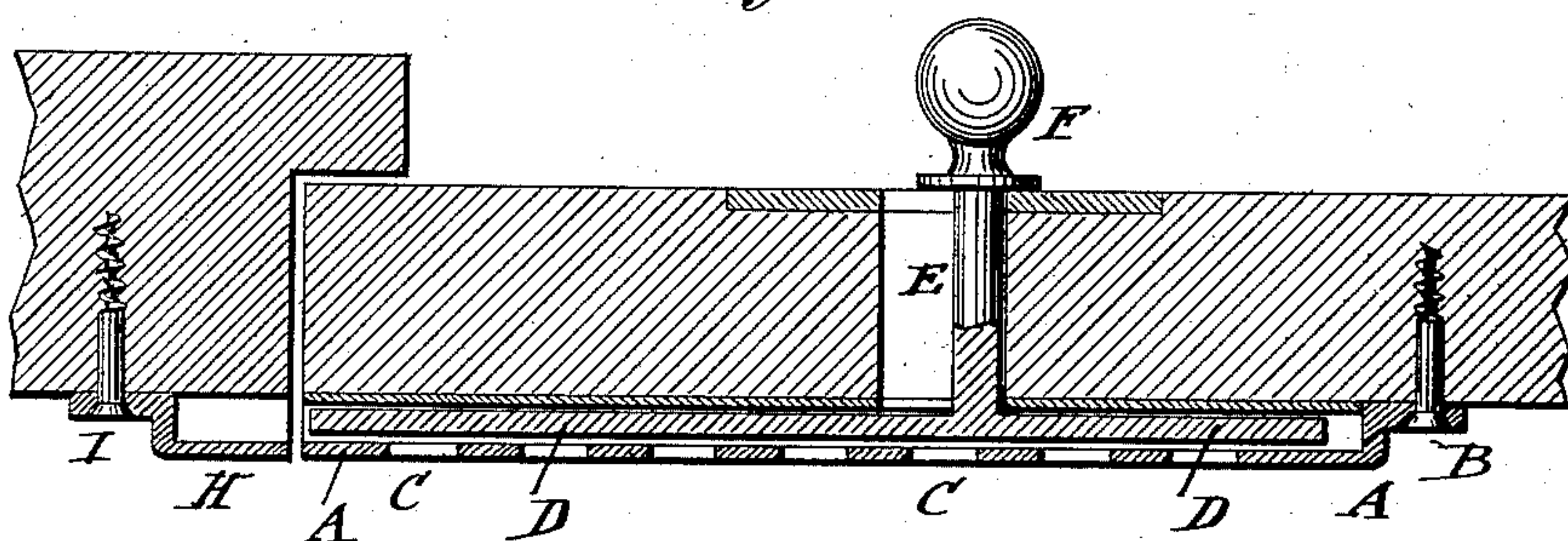
*Fig. 1.*



*Fig. 2.*



*Fig. 3.*



WITNESSES

*A. Schehl.*  
*Carl Kump*

INVENTOR

*Alfred Edward Barrett*

By *his* Attorneys  
*Super & Raegen*



# UNITED STATES PATENT OFFICE.

ALFRED EDWARD BARRETT, OF LONDON, ENGLAND.

## INDICATOR-BOLT.

SPECIFICATION forming part of Letters Patent No. 339,463, dated March 23, 1886.

Application filed August 7, 1885. Serial No. 173,814. (No model.) Patented in England April 22, 1885, No. 4,990.

*To all whom it may concern:*

Be it known that I, ALFRED EDWARD BARRETT, of 25 Clarendon Road, Holland Park, London, England, surgeon, have invented certain new and useful Improvements in Indicator-Bolts for Doors, &c., (for which I have applied for Letters Patent in Great Britain, No. 4,990, dated April 22, 1885,) of which the following is a specification.

10 This invention has for its object the construction of an improved indicator, which itself forms the bolt or fastening for the door or window, such as an inquiry-window at a bank, office, or other like place, such improved  
15 combined bolt and indicator being placed outside the door or window and actuated through the same inside by a bolt or handle. Such improved combined bolt and indicator is especially useful for consulting-rooms, bath-  
20 rooms, water-closets, private offices, windows of cash or book desks, and the like. Any one approaching the door or window can tell at a glance if they may enter or open the same or not.

25 The accompanying sheet of drawings is illustrative of the practical manner of carrying my invention into effect, and in the same—

Figure 1 is a front elevation of my bolt and indicator, with the bolt (in dotted lines) shot  
30 and the door fastened, the indicator showing the word "Engaged;" Fig. 2, a similar view with the bolt pulled back and the indicator showing that a person may enter; Fig. 3, a horizontal section on line *a b* of Fig. 2.

35 A is the frame of the indicator and bolt, secured by screws B B B to the outside of the door or window; or other fastenings can take the place of screws.

C C C are perforations in the same, adapted  
40 in number and size to show the letters marked, engraved, or exhibited on the bolt D. This bolt slides in the frame A, and has on it letters, figures, numerals, or other devices or signs. If desired, it can be made to exhibit  
45 several words, such as "Wait," "Engaged," "Knock," the letters of such being alternated and arranged so as to be respectively brought into view by moving the bolt into various positions. The bolt has attached to it a stem,  
50 E, which passes through a hole or slot cut in the door or window frame, as shown in Fig.

3. The stem moves in a slotted plate, G, attached to the door or window, and carries a handle or knob, F, by which the bolt may be shifted backward or forward, or to any de-  
sired position. The bolt D shoots into a catch, H, secured by screws I or otherwise to  
55 the outside of the door or window frame, or into the frame itself. A person in the room or behind the window wishing for privacy  
60 shoots the bolt, which secures the said door or window, and thus at the same time notifies any person outside that he or she is engaged.

The letters, figures, or devices on the bolt may be painted in luminous paint to indicate  
65 in darkness or semi-darkness.

The improved arrangement may be also used as an indicator alone, fixed in the middle of a door or window, or in any other position. Where this is the case, I may use a rotary  
70 handle with pinion and rack to propel the bolt in place of the simple stem and knob F.

The slots or perforations in the frame A may be of any suitable form. Of course, "window" in this specification refers also to  
75 a flap or horizontal opaque shutter opening either by vertical or swinging movement.

I am aware that it is not broadly new to provide a door or window with a movable plate on which different inscriptions are pro-  
80 duced, to indicate whether the room or compartment is engaged, or whether the parties are in or out.

I claim—

The combination of perforated or slotted  
85 frame A, fixed outside the door or window, bolt D, sliding therein and itself forming also an indicator, stem E, passing through slotted guide G to the interior of the room or back of window or partition, the handle or knob  
90 F, to actuate the bolt or indicator, and catch and plate H, substantially as described.

In testimony that I claim the foregoing as my invention I have signed my name in presence of two subscribing witnesses.

ALFRED EDWARD BARRETT.

Witnesses:

W. WILLON POPPLEWELL,  
*Southampton Building, W. C.*

THOMAS LAKE,  
*17 Gracechurch Street, London, E. C.*