

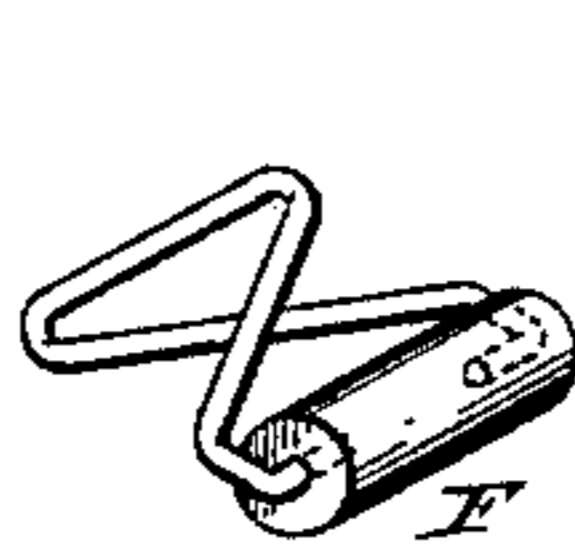
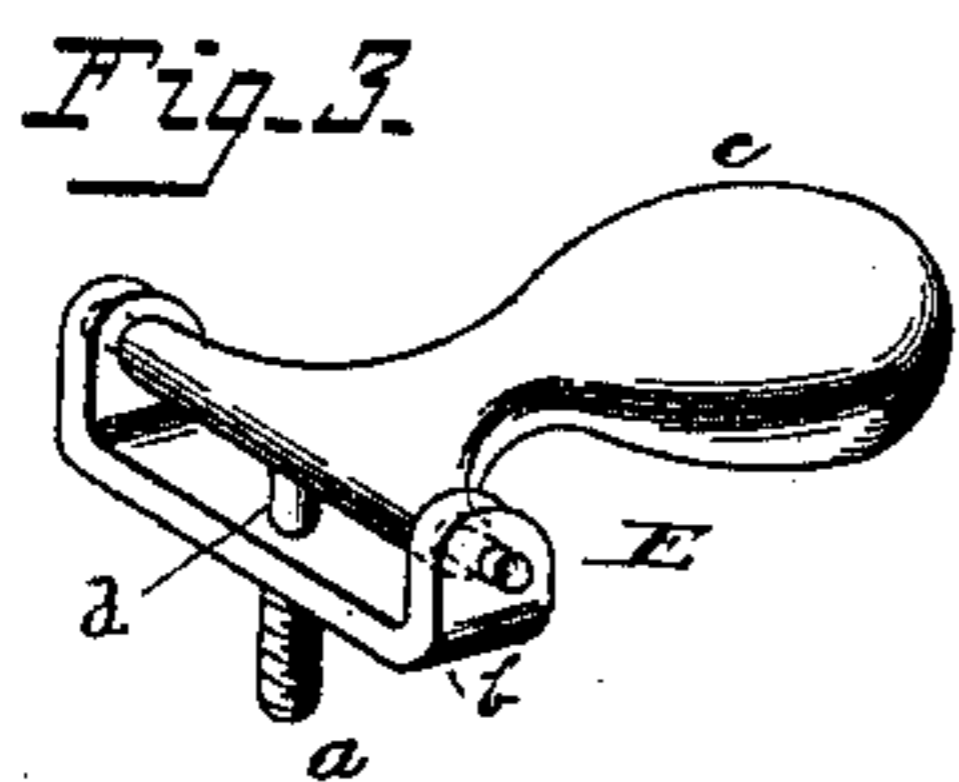
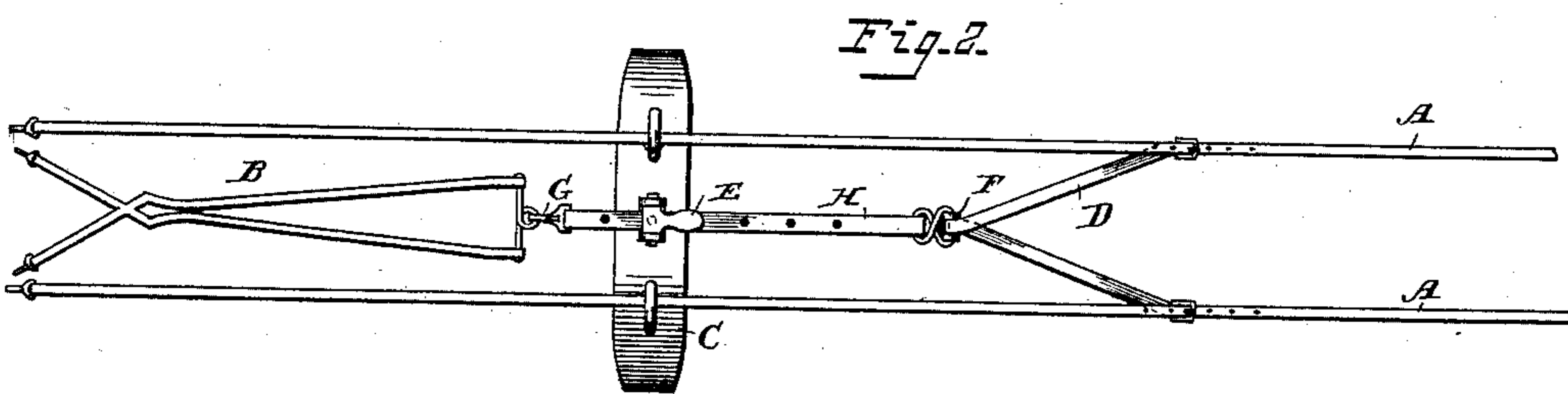
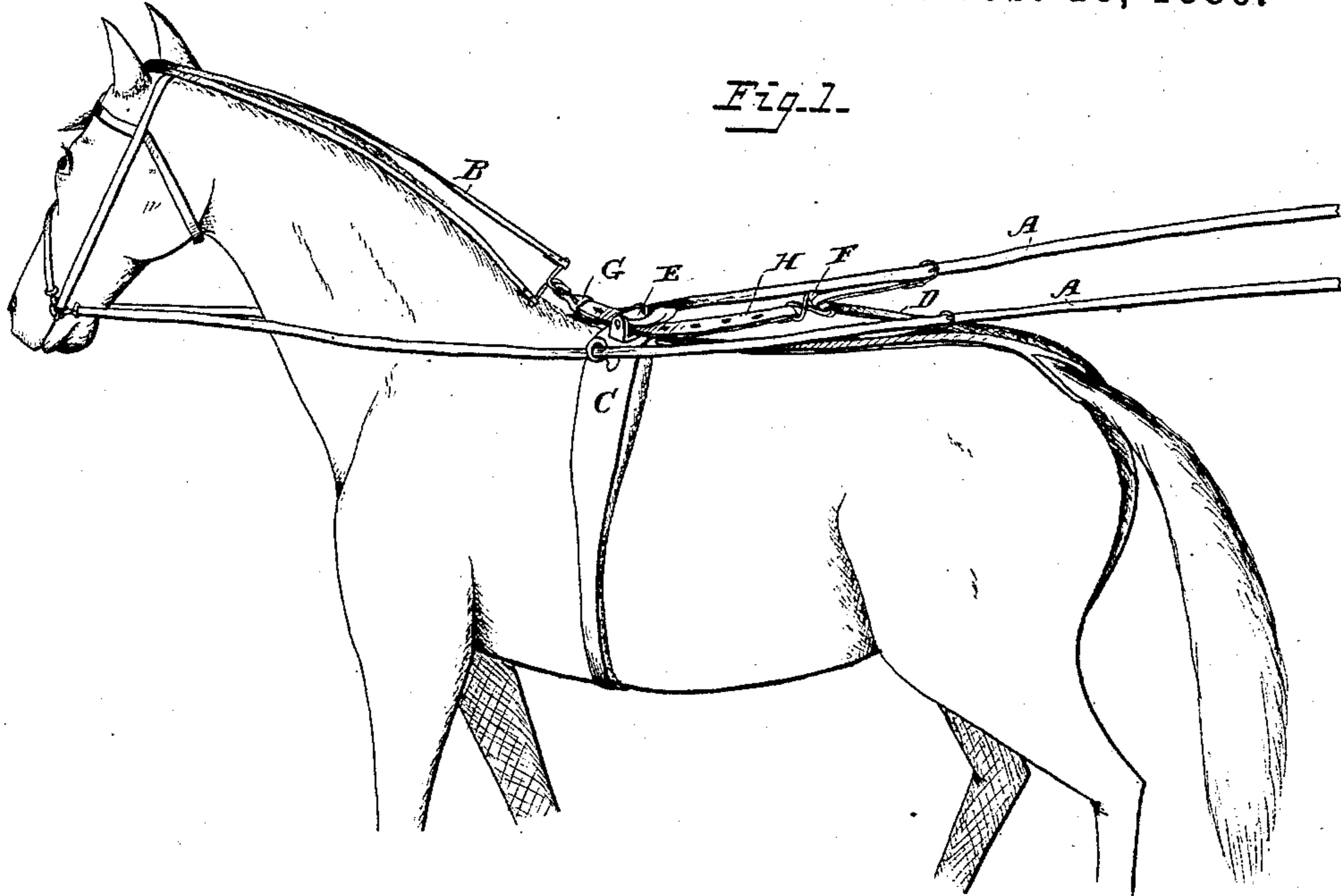
(No Model.)

H. T. RICHMOND.

HARNESS.

No. 336,494.

Patented Feb. 16, 1886.



Attest:  
Court A. Cooper,  
J. D. Smith

Inventor:  
Henry T. Richmond  
by J. A. Hiedersheim & Co.  
Atty.

# UNITED STATES PATENT OFFICE.

HENRY T. RICHMOND, OF MALVERN, IOWA, ASSIGNOR TO CHARLES I. DUNCAN, OF SAME PLACE.

## HARNESS.

SPECIFICATION forming part of Letters Patent No. 336,494, dated February 16, 1886.

Application filed November 7, 1885. Serial No. 182,085. (No model.)

*To all whom it may concern:*

Be it known that I, HENRY T. RICHMOND, of Malvern, county of Mills, State of Iowa, have invented a new and useful Improvement in Harness, of which the following is a specification.

My invention relates to improvements in harness; and it consists in the construction of a check-rein with a peculiar means for connecting the same to the other portion of the harness, as hereinafter fully set forth.

In the accompanying drawings, which are a part of this specification, Figure 1 represents a harness with my improvements embodied therein. Fig. 2 represents a plan view of the same. Figs. 3 and 4 are views of detached portions of the invention on an enlarged scale.

Similar letters refer to similar parts throughout the several views.

A A represent the lines of the harness, and are of the usual construction. B is the overdraw, and is at one end secured to the bit and at the other connected by the check-snap G to the check-rein H, the latter having perforations therein, and passing through the check-fastener E, which is secured to the pad C by a screw, *a*, or other suitable means, and consists of a plate with side flanges, *b*, furnishing bearings for a weighted pivotal portion, *c*, having a pin or projection, *d*, on the under side thereof, the said pin being adapted to enter the perforations in the check-rein H. Secured to the said check-rein H is a snap carrying a roller, F, which latter permits of the free play of the check ease or strap D, buckled or fastened at both ends to the reins A A, the latter having perforations, so as to admit of adjusting the check ease and rein.

The operation of the device is simple and can be readily understood, the elevation of the head of the horse being controlled at the will of the driver, and any jerking motion due to

the connection of the overdraw with the back-band being prevented. As can readily be seen, the fastener can be easily released, thus permitting the horse's head to be lowered when desired. By using the roller F in connection with the check-ease D the pulling on either of the lines in the guidance of the horse has no effect on the other parts of the device.

What I claim, and desire to secure by Letters Patent, is—

1. A check-rein adjustably connected to the overdraw at one end and the lines at the other, and devices, substantially as described, for adjusting said check-rein, as set forth, said parts being combined substantially as described.

2. The lines A, having perforations, in combination with check-ease D, snap with roller F, check-rein H, overdraw B, connected to bit, and check-fastener E, substantially as described.

3. An adjustable fastening device, in combination with a check-rein connected to an overdraw, and by means of a snap with roller to a check-ease, the latter being secured to the lines, substantially as described.

4. The check-fastener E, having a pivoted weighted portion with pin *d*, in combination with check-rein H, secured to the overdraw B and check ease D, and lines A A, substantially as described.

5. The overdraw B, secured to the bit, in combination with check-rein H, detachably secured to the overdraw, and having the check-fastener E, operating therewith, snap with roller F, check-ease D, adjustably secured to lines A A, and lines A A, substantially as and for the purpose set forth.

HENRY T. RICHMOND.

Witnesses:

T. BONHAM,  
H. C. SHEPARD.

Correction in Letters Patent No. 336,494.

It is hereby certified that Letters Patent No. 336,494, granted February 16, 1886, upon the application of Henry T. Richmond, of Malvern, Iowa, for an improvement in "Harness," was erroneously issued to "Charles I. Duncan," as assignee of the entire interest in said invention; that said Letters Patent should have been issued to *Henry T. Richmond and Charles I. Duncan*, said Duncan being assignee of one-half interest only; and that said Letters Patent should be read with this correction therein that the same may conform to the record of the case in the Patent Office.

Signed, countersigned, and sealed this 23d day of February, A. D. 1886.

[SEAL.]

Countersigned:

M. V. MONTGOMERY,  
*Commissioner of Patents.*

H. L. MULDROW,  
*Acting Secretary of the Interior.*