

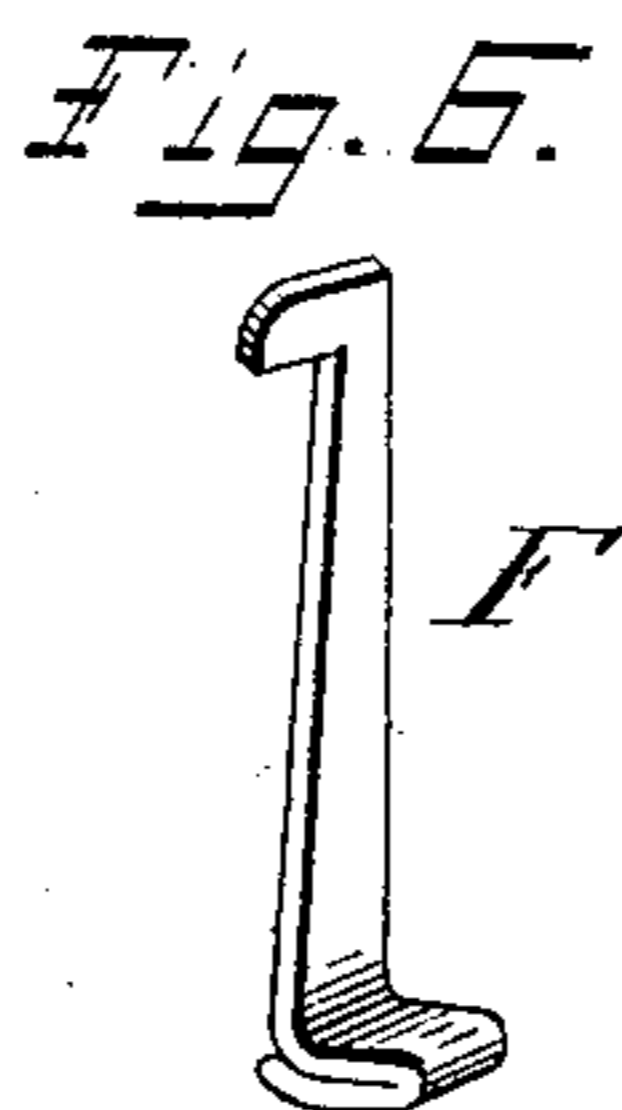

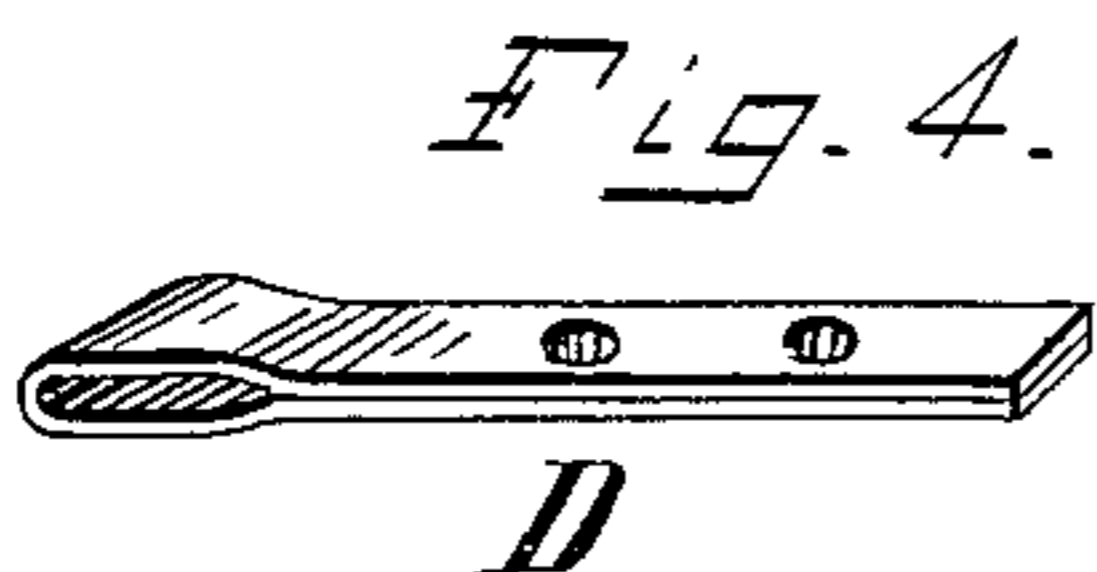
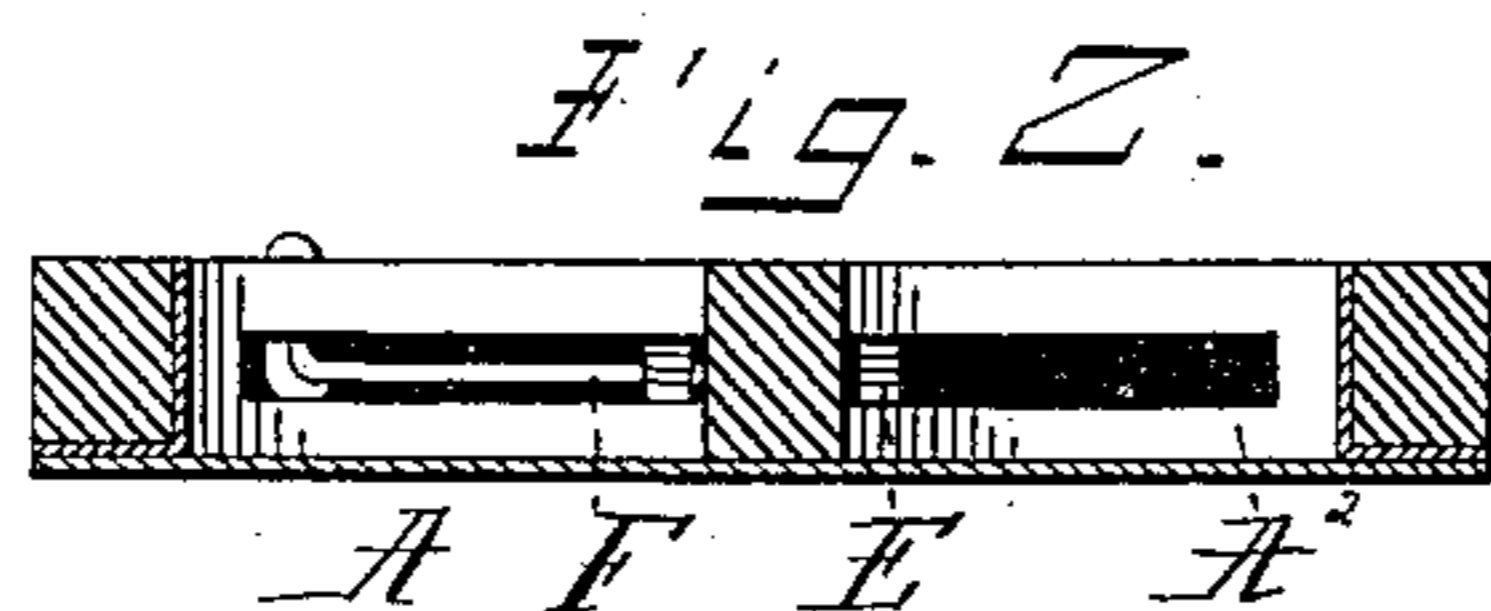
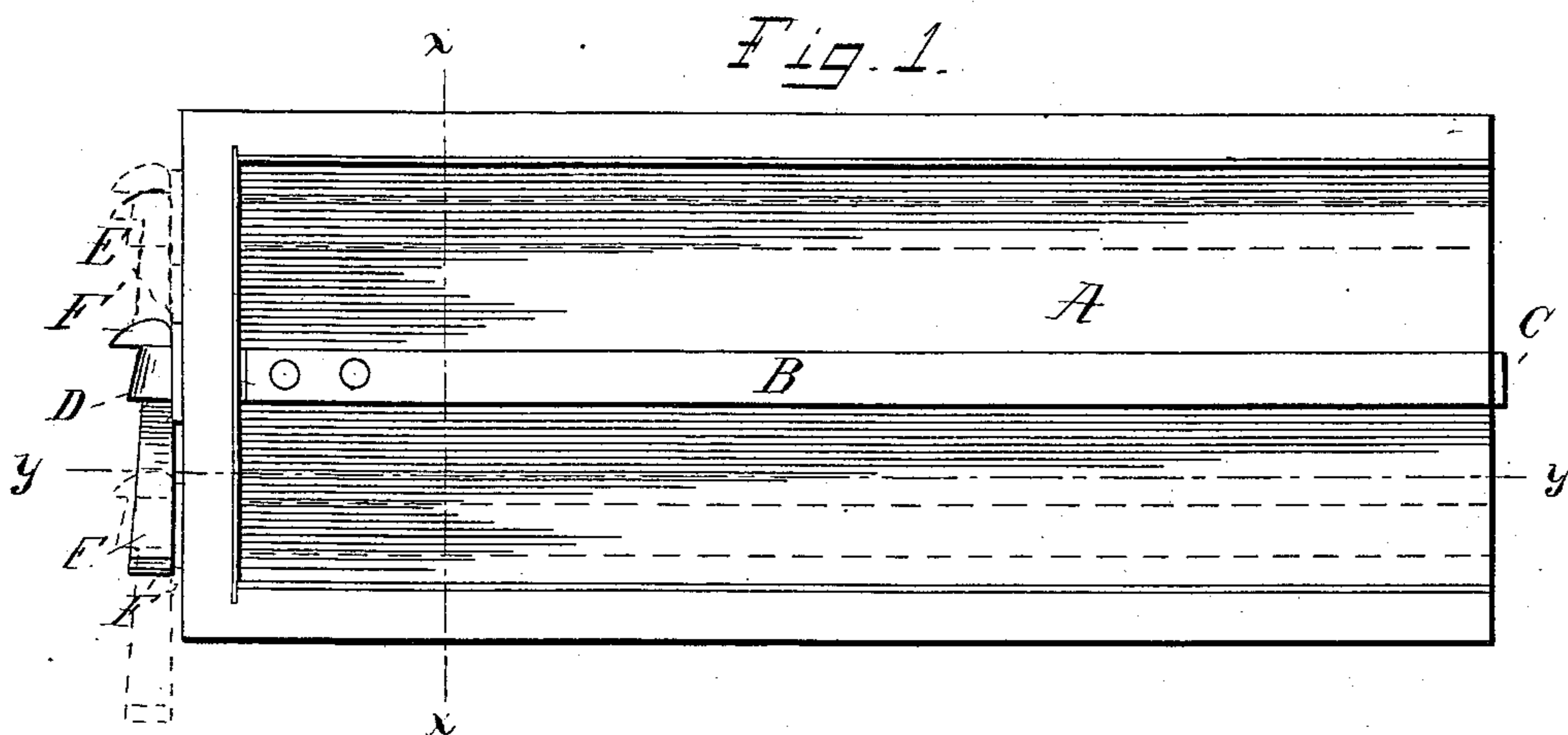
(No Model.)

W. F. BELLROOD.

TYPE GALLEY.

No. 336,377.

Patented Feb. 16, 1886.



Witnesses

G. P. Kramer.
R. W. Bishop.

Inventor.

William F. Bellrood

By R. B. & A. Lacey
Attys.

UNITED STATES PATENT OFFICE

WILLIAM F. BELLROOD, OF MADISON, DAKOTA TERRITORY.

TYPE-GALLEY.

SPECIFICATION forming part of Letters Patent No. 336,377, dated February 16, 1886.

Application filed June 15, 1885. Serial No. 168,721. (No model.)

To all whom it may concern:

Be it known that I, WILLIAM F. BELLROOD, a citizen of the United States, residing at Madison, in the county of Lake and Territory of Dakota, have invented certain new and useful Improvements in Type-Galleys; and I do declare the following to be a full, clear, and exact description of the invention, such as will enable others skilled in the art to which it appertains to make and use the same, reference being had to the accompanying drawings, and to the letters and figures of reference marked thereon, which form a part of this specification.

My invention has for its object certain improvements in type-galleys, by the use of which a proof of any matter may be taken in much less time than is now required.

It also has for its object to simplify the method of locking up the type.

It consists in the construction, combination, and arrangements of the several parts, as will be hereinafter fully described, and specifically pointed out in the claim.

In the drawings hereto annexed, Figure 1 is a plan view of a galley provided with my improvements. Fig. 2 is a cross-section on the line $x x$, and Fig. 3 is a longitudinal section on the line $y y$, Fig. 1. Fig. 4 is a detail view of the locking-loop. Fig. 5 is a detail view of the washer, and Fig. 6 is a detail view of the key.

A is the galley, of the usual size and form. The end piece, A', of the galley is slotted, as shown at A², for the insertion of the loop in the end of the side-stick. The side-stick B is provided on its under side at its outer end with a flat metallic hook, C, which fits around the outer edge of the galley-base, as shown in Fig. 3. The other or inner end of the side-stick is provided with a locking-loop, D, which is secured in the end of the side-stick, as shown. This locking-loop is composed of a single strip of sheet metal bent upon itself, as shown. The two ends of the strips are placed face to face; but the middle portion is left open, so as to form the eye or loop proper, as shown. A washer, E, is placed over the loop

D, and the key bears against it in the operation of the device. The key F is placed through the loop D, and is constructed as shown. It is composed of a wedge-shaped strip having a hook, F', at one end and bent upward and doubled at the other end to form a handle, F², as shown.

The operation of my device is simple, and will be readily understood from the foregoing description and upon reference to the drawings. When it is desired to take a proof of any matter that has been set up, the side-stick is moved close to the type and key F pushed through the loop D, thereby locking up the type. The type is locked, it will be seen, by the key, on account of its wedge shape, pulling the side-stick toward the closed end of the galley, and the hook being thereby made to bind against the base of the galley and prevent the motion of the side-stick. The handle F² on the key presents a flat bearing-surface for the fingers in locking up. When the proof has been taken and it is desired to unlock the device, it is only necessary to loosen the key, when the side stick can at once be moved from the type. The hook F' prevents the key dropping out of the loop and being lost, as will be understood.

The advantages of my device are obvious. By its use furniture, quoins, &c., now necessary in locking up are dispensed with and the time lost in assorting them is saved.

Having thus described my invention, what I claim, and desire to secure by Letters Patent, is—

In a printer's galley, the combination, with the galley having a slotted end piece, of the side-stick having a hook to engage the galley-bottom at its open end and provided at its other end with a locking-loop, and the key inserted through the loop, substantially as shown and described.

In testimony whereof I affix my signature in presence of two witnesses.

WILLIAM F. BELLROOD.

Witnesses:

JAMES F. STAHL,
L. T. LAURENS.