

(No Model.)

2 Sheets—Sheet 1.

B. LEVY.

COMBINED CAPE AND JACKET.

No. 336,124.

Patented Feb. 16, 1886.

Fig. 1.

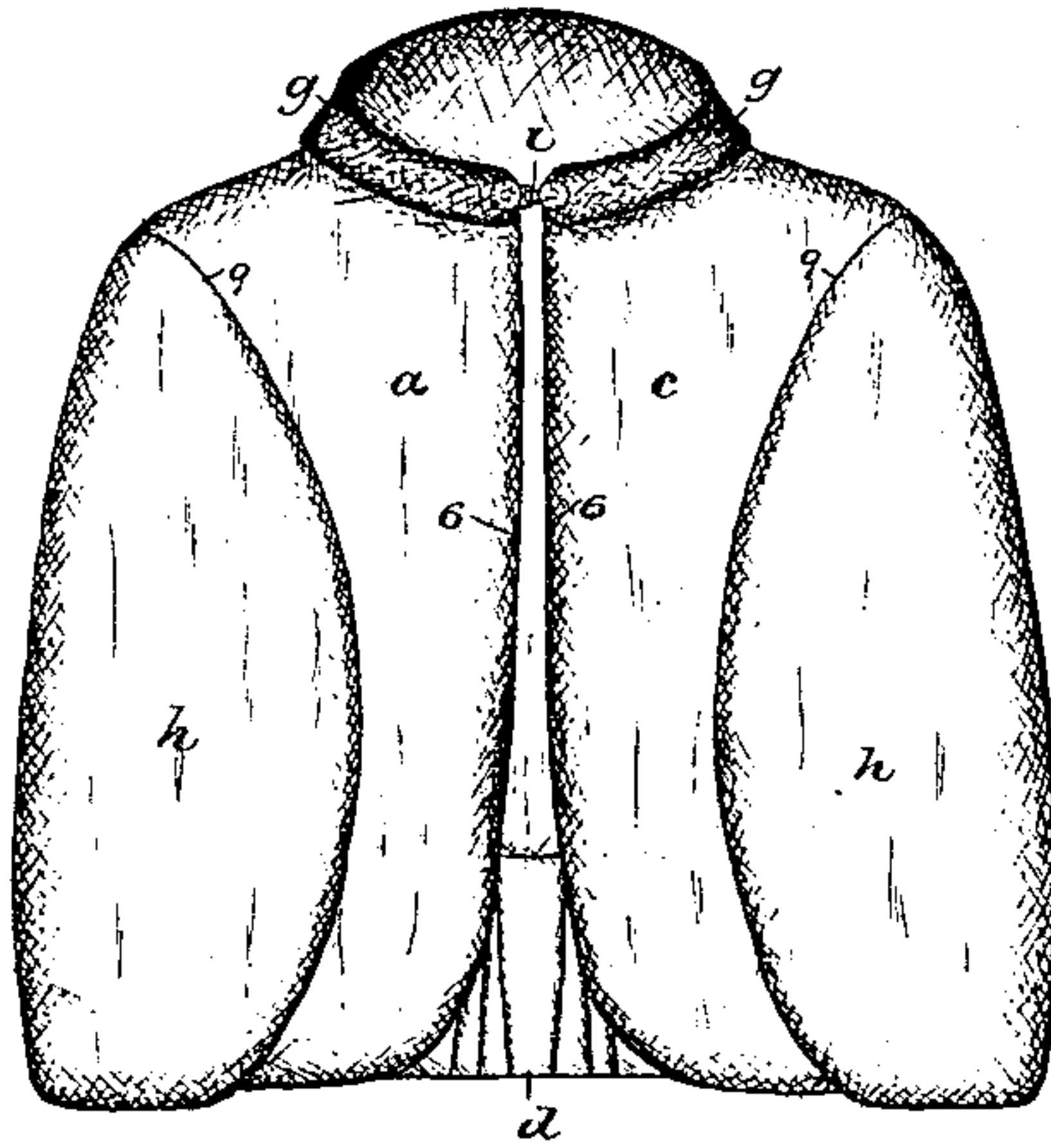


Fig. 2.

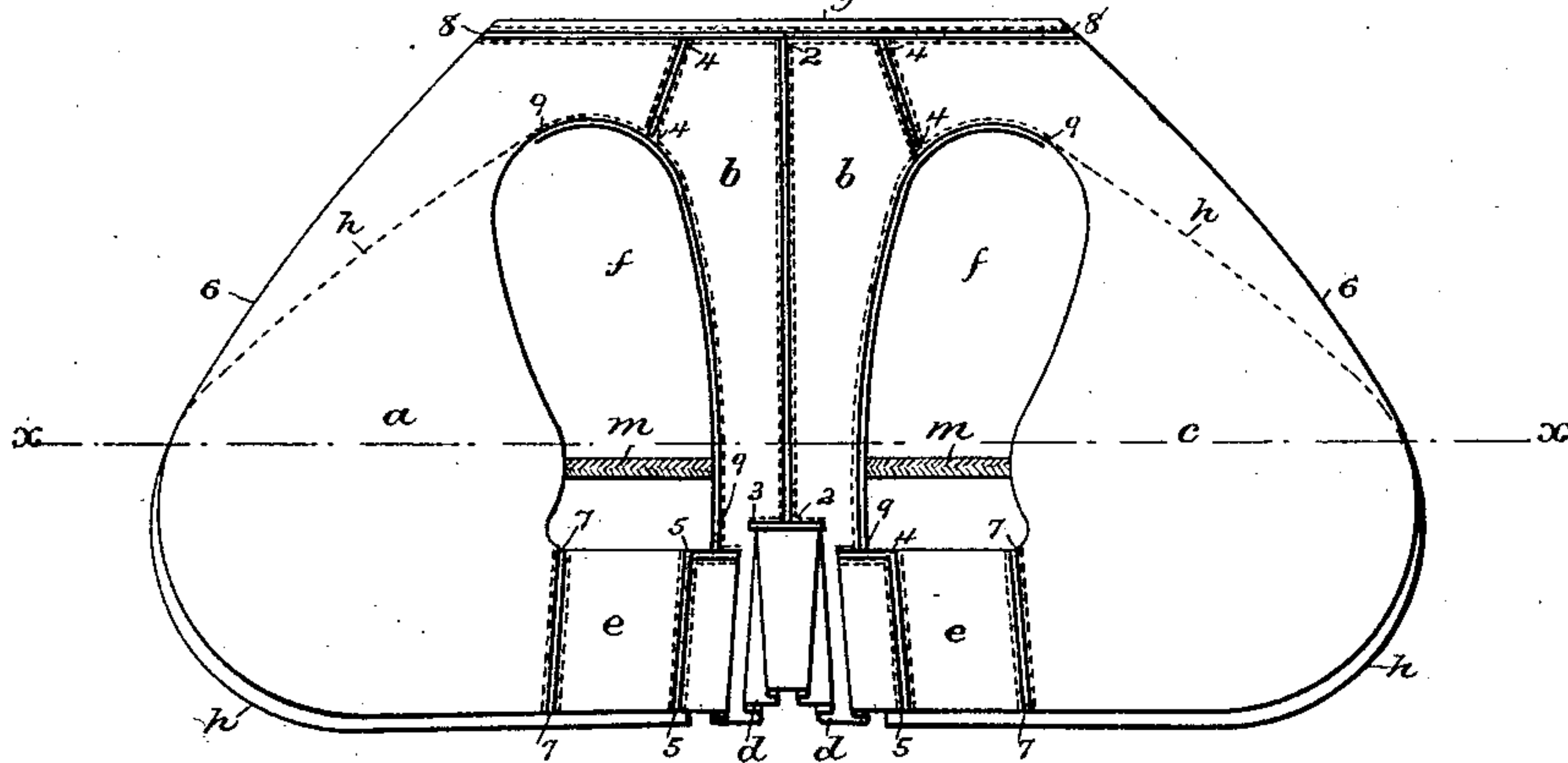
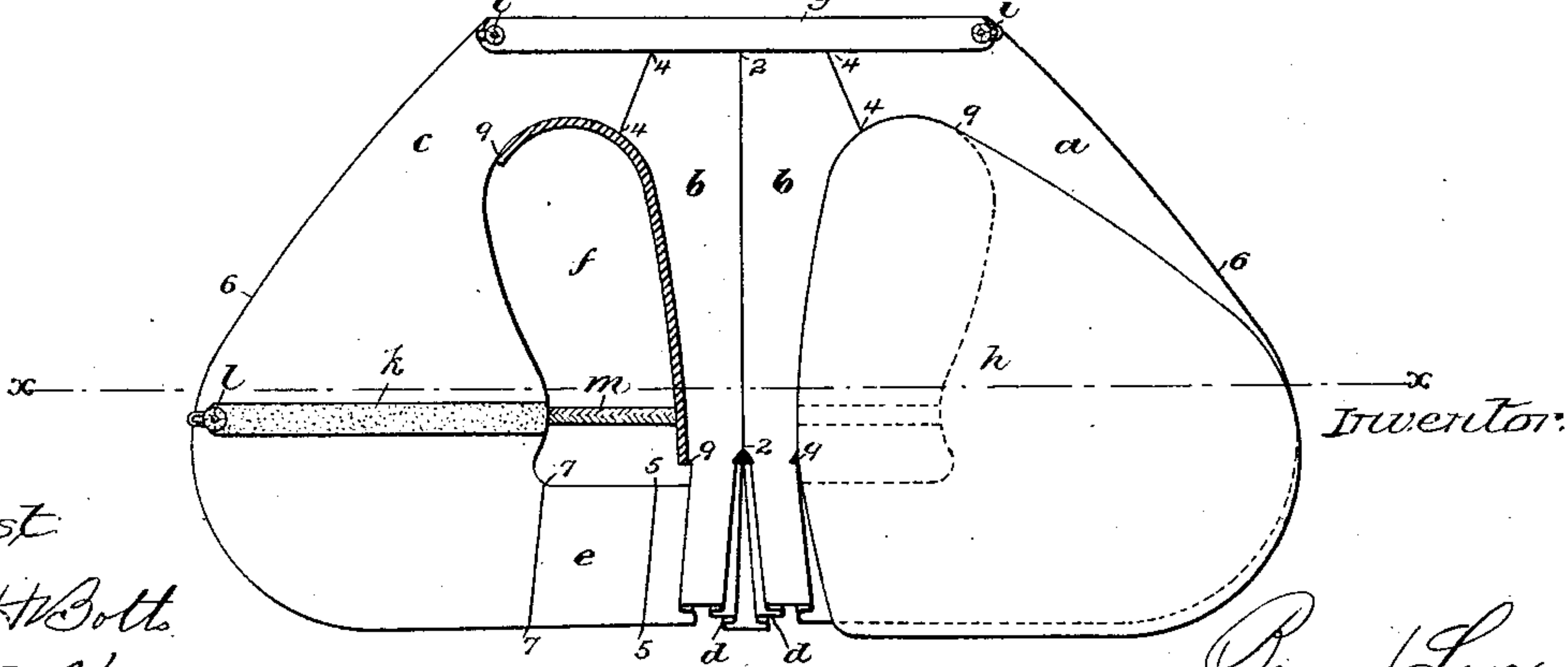


Fig. 3.



Inventor:

Attest  
Geo. H. Borth  
J. A. Hooy

Bernard Levy  
Attorney  
H. H. H.

(No Model.)

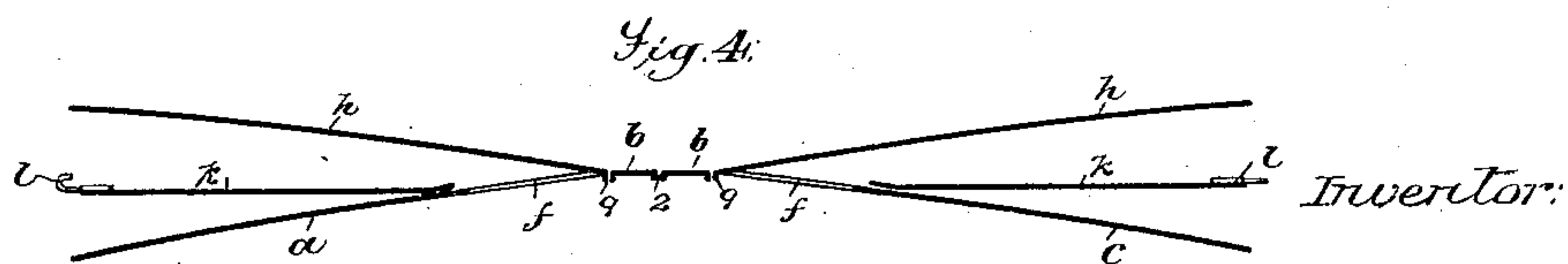
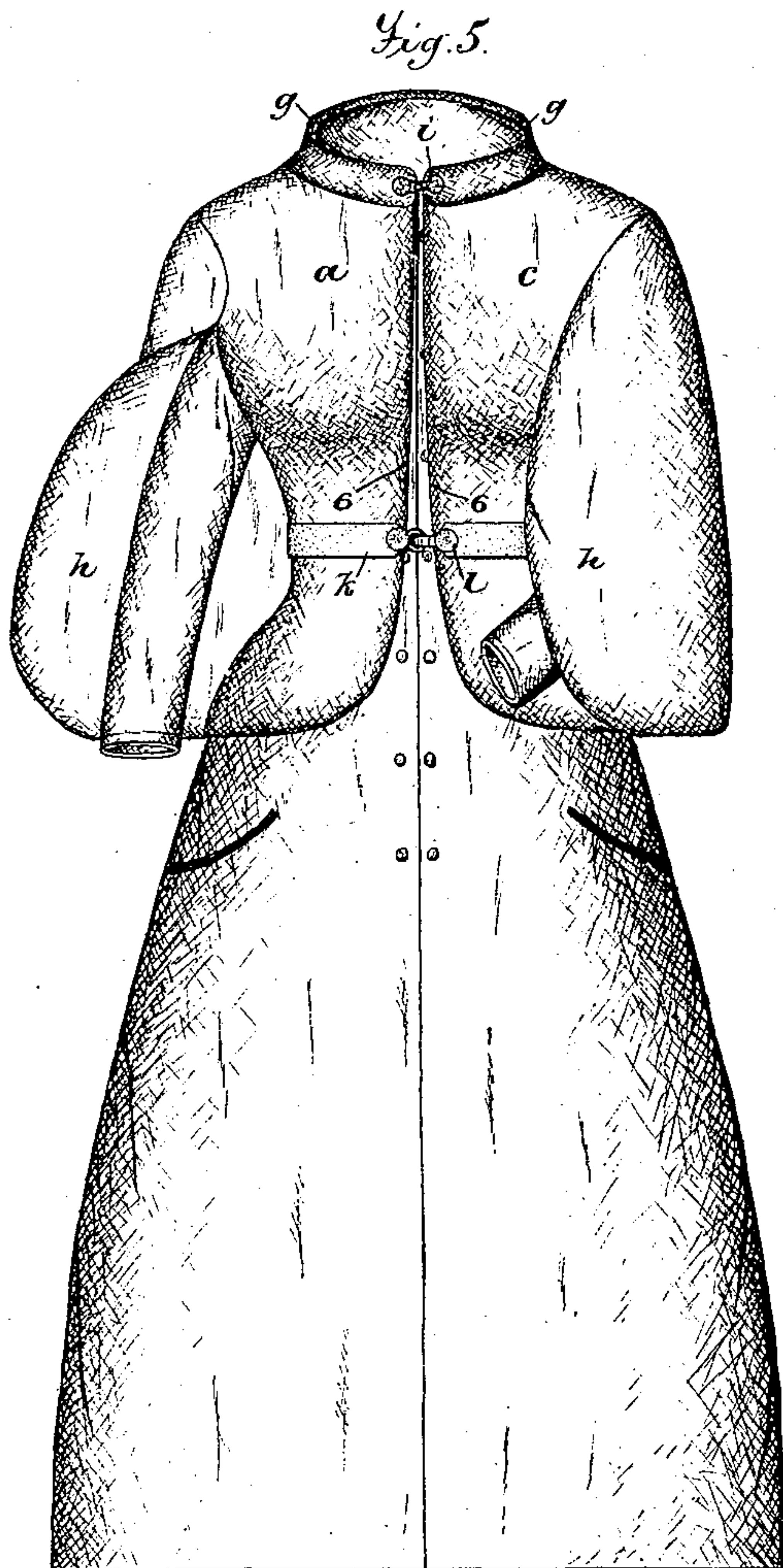
2 Sheets—Sheet 2.

B. LEVY.

COMBINED CAPE AND JACKET.

No. 336,124.

Patented Feb. 16, 1886.



Attest:

Geo. H. Bott.  
J. A. Hooy

Inventor:  
Bernard Levy  
by  
Maudslott Phillips

Atty's:



# UNITED STATES PATENT OFFICE.

BERNARD LEVY, OF NEW YORK, N. Y.

## COMBINED CAPE AND JACKET.

SPECIFICATION forming part of Letters Patent No. 336,124, dated February 16, 1886.

Application filed July 2, 1885. Serial No. 170,496. (No model.)

*To all whom it may concern:*

Be it known that I, BERNARD LEVY, a citizen of the United States, residing at New York, in the county of New York and State of New York, have invented certain new and useful Improvements in a Combined Cape and Jacket, fully described and represented in the following specification and the accompanying drawings, forming a part of the same.

10 This invention relates to an over-garment or wrap, which is designed for ladies', misses', and children's wear, and which is adapted to be worn either as a single light wrap directly over the dress, or as an extra wrap over any  
15 of the common styles of close-fitting cloaks.

As a full understanding of the invention can be best imparted by a detailed description of the garment in which it is embodied, such description will now be given, reference being  
20 had to the accompanying drawings, in which—

Figure 1 is a front view of the garment constructed according to the present invention. Fig. 2 is an inside, and Fig. 3 an outside, view of the same when opened out or spread  
25 flat, one of the armhole-cape pieces being removed in the latter figure. Fig. 4 is a diagrammatic section taken upon the line *x x* of Figs. 2 and 3; and Fig. 5 is a front view of the garment, showing the same as worn over an ordinary  
30 close-fitting cloak.

Referring to said drawings, it is to be understood that the garment therein shown as embodying the present invention is comparatively short, it being only of such length as to  
35 extend about to or a short distance below the hips of the wearer, and is so constructed as to form a combined cape and jacket—that is to say, it is so constructed that it can be worn so as to hang loosely from the shoulders in the  
40 form of a cape, or can be belted or otherwise drawn closely around the waist, so as to form a close-fitting jacket.

The body portion of the garment is composed, principally, of three pieces of material,  
45 *a b c*. The piece *b*, which forms the back of the garment, has its upper central portion cut out, and the edges thus formed are brought together and united at the center of the back, as shown on the line 2 2. The full portion thus  
50 formed at the lower end of the back is laid in suitable plaits, *d*, upon the inside, which plaits

are secured in position by a line of stitches, as shown at 3. The back-piece *b* is cut of such outline as to give approximately or substantially a close-jacket fit to the back of the garment. The pieces *a c*, which form the side  
55 and front portions of the garment, are united to the back portion by stitching upon the lines 4 4, forming the shoulder-seams, and 5 5, forming the hip-seams. These pieces *a c*  
60 are of such outline that their edges 6 may be brought together and fastened by buttoning or otherwise at the front, so as to give approximately or substantially a close or jacket fit to the front of the garment, or be left free,  
65 so as to hang from the shoulders in the form of a cape. The pieces *a c* are cut out at their rear edges, so as to form large armholes *f* in the sides of the body portion of the garment. The hip portions *e*, below the armholes *f*, may  
70 be made integral with the pieces *a c*; but they will preferably be made as separate pieces set in and united to the pieces *a c*, as indicated upon the line 7 7. The body portion of the garment thus formed is provided with two  
75 cape-pieces, *h*, which are of substantially the form shown in the drawings, and are united along their upper and rear edges to the upper and rear edges or shoulder and back portions of the armholes *f*, as indicated upon the lines  
80 9 9, the remaining portions of the edges of the capes being left free to hang forward and downward over the armholes, as shown in Figs. 1 and 5.

The garment is provided with a suitably-  
85 shaped collar, *g*, which is united to the pieces *a b c*, as indicated upon the line 8 8, and this collar may be provided with any suitable fastening, *i*, by which it can be secured at the throat.

As before stated, the front edges, 6, of the pieces *a c* may be provided with buttons or other suitable fastening means, to be used when it is desired to make the front of the garment fit closely in the form of a jacket; but a belt,  
95 as *k*, will preferably be provided for this purpose. This belt is made in two parts, the rear ends of which are secured to the pieces *a c* at the front of the armholes *f*, as shown in Figs. 3 and 4, while their front or free ends  
100 are provided with a suitable fastening device, *l*, by which they can be joined, so as to belt



the body of the garment in at the waist and give it a close or jacket fit. To aid in this, the lower ends of the armholes will preferably be spanned by pieces *m* of elastic webbing, which  
 5 will be of such length as to draw slightly up on the belt when its ends are joined by the fastening *l*.

The garment thus constructed can, as before stated, be worn either as a cape or as a  
 10 close-fitting jacket. When worn as a cape, the belt *k* will be hooked back, so as to be concealed beneath the capes *h*, and the front pieces, *a c*, will simply hang freely from the shoulders, as shown in Fig. 1. When worn  
 15 in this manner, the armholes will not ordinarily be used, the pieces *a c* falling over and covering the arms of the wearer.

When it is desired to give a close or jacket fit to the garment, the belt *k* will be joined  
 20 around the waist, so as to belt in the pieces *a c*, and give the body of the garment the close or jacket fit indicated in Fig. 5. When thus worn, the arms of the wearer will pass through the armholes *f* and lie beneath the capes *h*.  
 25 When worn in this form, the garment may be worn directly over the dress or as an extra wrap over any of the ordinary styles of close-fitting cloaks, as shown in Fig. 5. The large size of the armholes *f* permits the garment to  
 30 be readily put on and taken off, no matter what the style of the sleeves of the dress or cloak over which it is worn; and it will also be observed that the capes *h* are joined to the body portion in such manner as to allow per-  
 35 fect freedom of movement to the arms of the wearer, as indicated to the left of Fig. 5.

The cape-pieces *h* entirely conceal the armholes *f* when the garment is worn as a cape,

and, in addition to this, give a finished and or-  
 namental appearance to the garment, while  
 40 when the garment is worn as a jacket these cape-pieces not only protect the arms of the wearer to a considerable extent, but also serve to give a stylish and graceful outline to the garment.

In conclusion, it is to be remarked that the  
 cut of the body portion of the garment may be varied considerably without departing from  
 the invention. It may be made of a greater  
 50 or less number of pieces of material, or the pieces may be of different shapes from those shown in the present case, and it may be made  
 either longer or shorter than shown without departing from the invention.

What I claim is—

The herein-described combined cape and  
 jacket, consisting of the body portion, the  
 back of which has a close or approximately  
 close or jacket fit, while its sides and fronts  
 are adapted to hang freely from the shoulders  
 60 in the form of a cape or be fastened snugly around the waist in the form of a jacket, said body portion being provided with the side  
 armholes, *f*, and the cape-pieces *h*, joined at  
 their upper and rear edges to the upper and  
 65 rear or shoulder and back edges of the armholes, but having their front and lower edges unattached to the body portion, substantially as described.

In testimony whereof I have hereunto set  
 70 my hand in the presence of two subscribing witnesses.

BERNARD LEVY.

Witnesses:

J. A. HOVEY,  
 JAS. J. KENNEDY.