

(No Model.)

E. B. CALL.  
ROOT DRESSER FOR DENTISTS.

No. 335,890.

Patented Feb. 9, 1886.

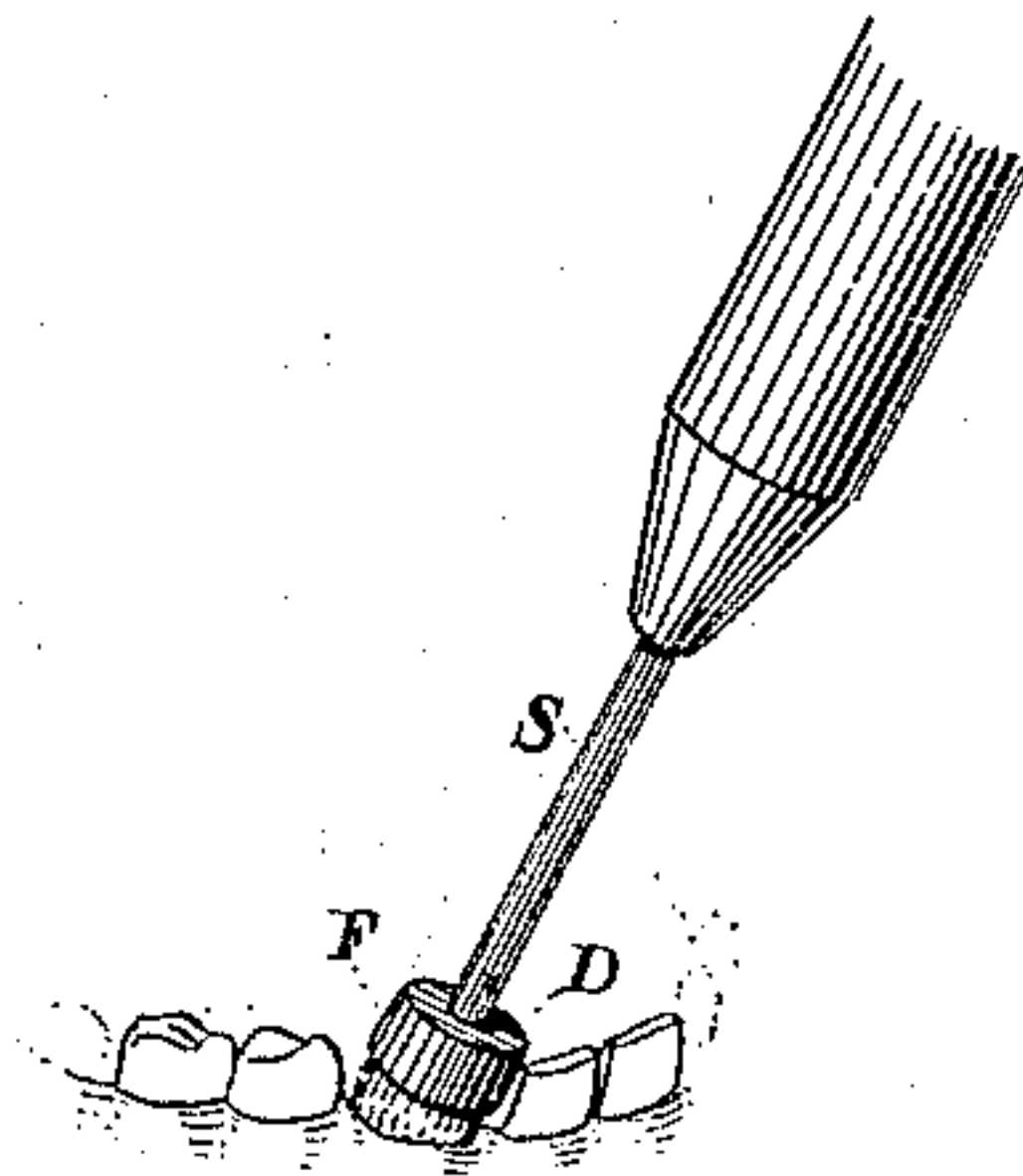


fig. 1.




fig. 2.

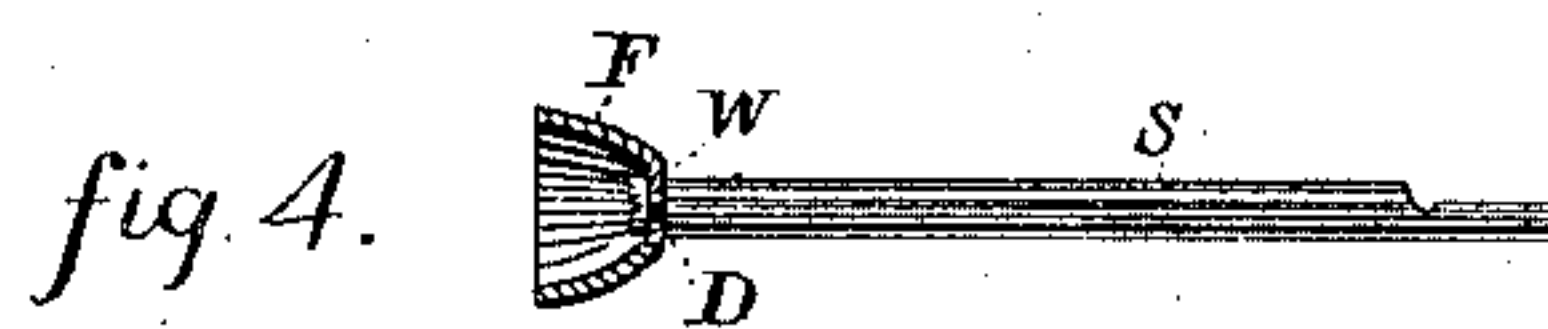


fig. 4.

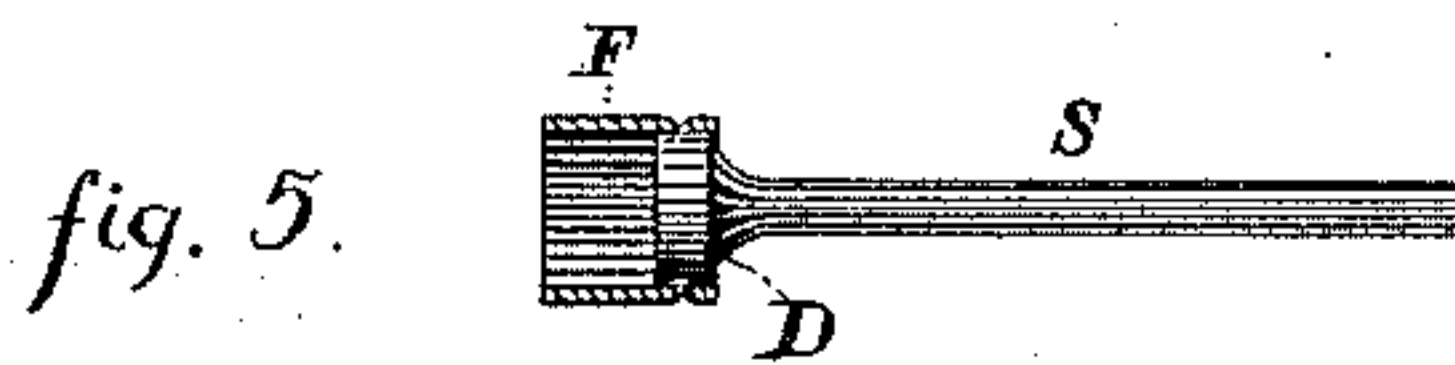


fig. 5.



fig. 3.

Witnesses,

*H. M. Wells*

*A. Keithley*

Inventor,

*Edward B. Call,*

*per A. B. Upham,*

*His Attorney.*

# UNITED STATES PATENT OFFICE.

EDWARD B. CALL, OF PEORIA, ILLINOIS.

## ROOT-DRESSER FOR DENTISTS.

SPECIFICATION forming part of Letters Patent No. 335,890, dated February 9, 1886.

Application filed February 9, 1885. Serial No. 155,340. (No model.)

*To all whom it may concern:*

Be it known that I, EDWARD B. CALL, of Peoria, in the county of Peoria, in the State of Illinois, have invented an Improved Root-Dresser for Dentists; and I do hereby declare that the following is a full, clear, and exact description thereof, reference being had to the annexed drawings, making a part of this specification, in which like letters of reference refer to like parts, and in which—

Figure 1 represents a perspective view of the invention in its working application; Fig. 2, a central section of the root-dresser; Fig. 3, an end view of the same; Figs. 4 and 5, modifications.

This invention is in the line of tools for dressing the stumps or roots of teeth, to enable a crown or cap to be fitted tightly about and over the same. As the projecting portion of the incisor or other root is more or less uneven in its peripheral contour, it must be made either cylindrical or oval, to permit the required snug incasing thereabout of the band of the crown or cap. As a root-dresser adapted to accomplish this result with the greatest ease of manipulation and the maximum exactness of superficial outline, I have devised the following, which consists, essentially, of a disk provided with deep cylindrical or bell-shaped flange, and having means for rotation and corrosive abrasion.

In the drawings, D is the disk, and F the flanges thereof. Said disk is terminally secured to the shaft S by means of the screw W, passing through the center of the disk and into the end of said shaft. This shaft is preferably adapted to be mounted in the hand-piece of a dental engine; but any other means may be provided for rotating the same. The disk D may be formed from any material having sufficient rigidity for supporting the flanges against the pressure which the same will be required to sustain in its use. The flanges F must be formed of some metal which is adapted to receive and retain in its surface any gritty powder applied thereto, and said flanges may be constructed separately and secured in some way to the edge of the disk D; but the mode

of constructing the disk and flange which I find preferable is to strike both together from the same plate of metal. The metal which best serves the purpose for the root-dresser is that called "aluminum," which, in addition to its rigidity, possesses the peculiar property of retaining with wonderful tenacity a sufficient amount of whatever gritty powder is applied thereto to enable it to cut or abrade away the hardest tooth. This root-dresser I make both with cylindrical flanges and with those bell-shaped. I also make them in assorted sizes, to suit them for any teeth.

In using these root-dressers I first dip the one in use into some liquid, preferably water, and then while in rapid rotation insert it into a quantity of the gritty powder. Thus covered with the abrasive material, I apply the bell-shaped flanged disk, all the time in motion, to the root to be dressed. Having taken a root-dresser the diameter of whose flange is less than that of the root, the edge of the flange at first does the cutting. As, however, the tool progresses downward, the interior surface thereof begins grinding. If the tooth is somewhat flattened, I press the dresser back and forth until, the inequalities of the root being abraded off, it is brought to a more or less perfect oval. Having substituted a cylindrical flanged disk in the place of the bell-shaped one and put the finishing touches to the root therewith, the said root is ready for the application thereto of the crown or cap, and the task is completed.

What I claim as my invention, and for which I desire Letters Patent, is as follows, to wit:

In a root-dresser, the shaft S, in combination with the flanged disk D and the screw W, for terminally securing said disk to said shaft, as and for the purpose herein described.

In testimony that I claim the foregoing invention I have hereunto set my hand this 6th day of February, 1885.

EDWARD B. CALL.

Witnesses:

H. W. WELLS,  
A. B. UPHAM.