

(No Model.)

W. W. SQUIER.

DUST PAN HOLDER.

No. 335,545.

Patented Feb. 2, 1886.

Fig. 1.

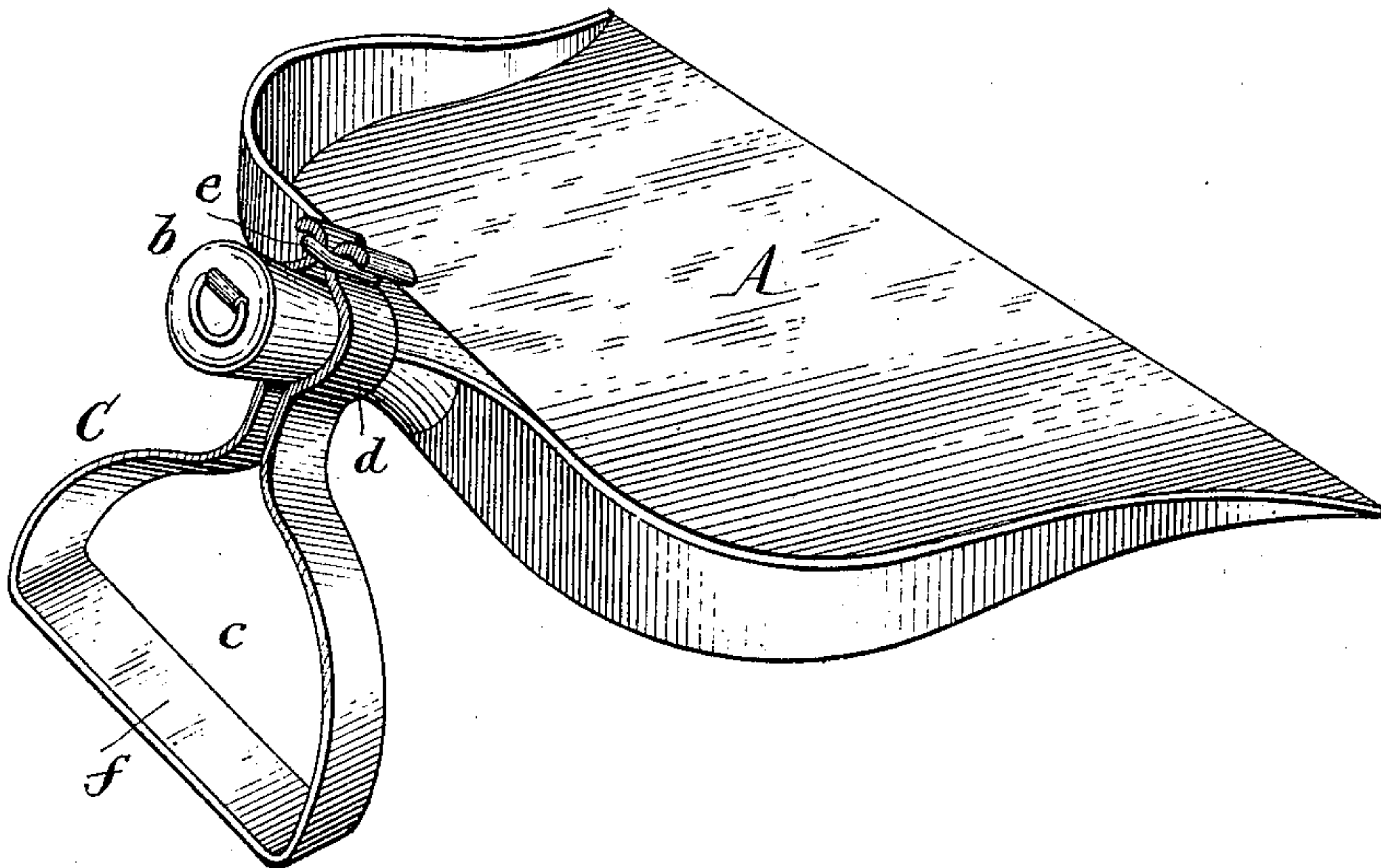


Fig. 2.

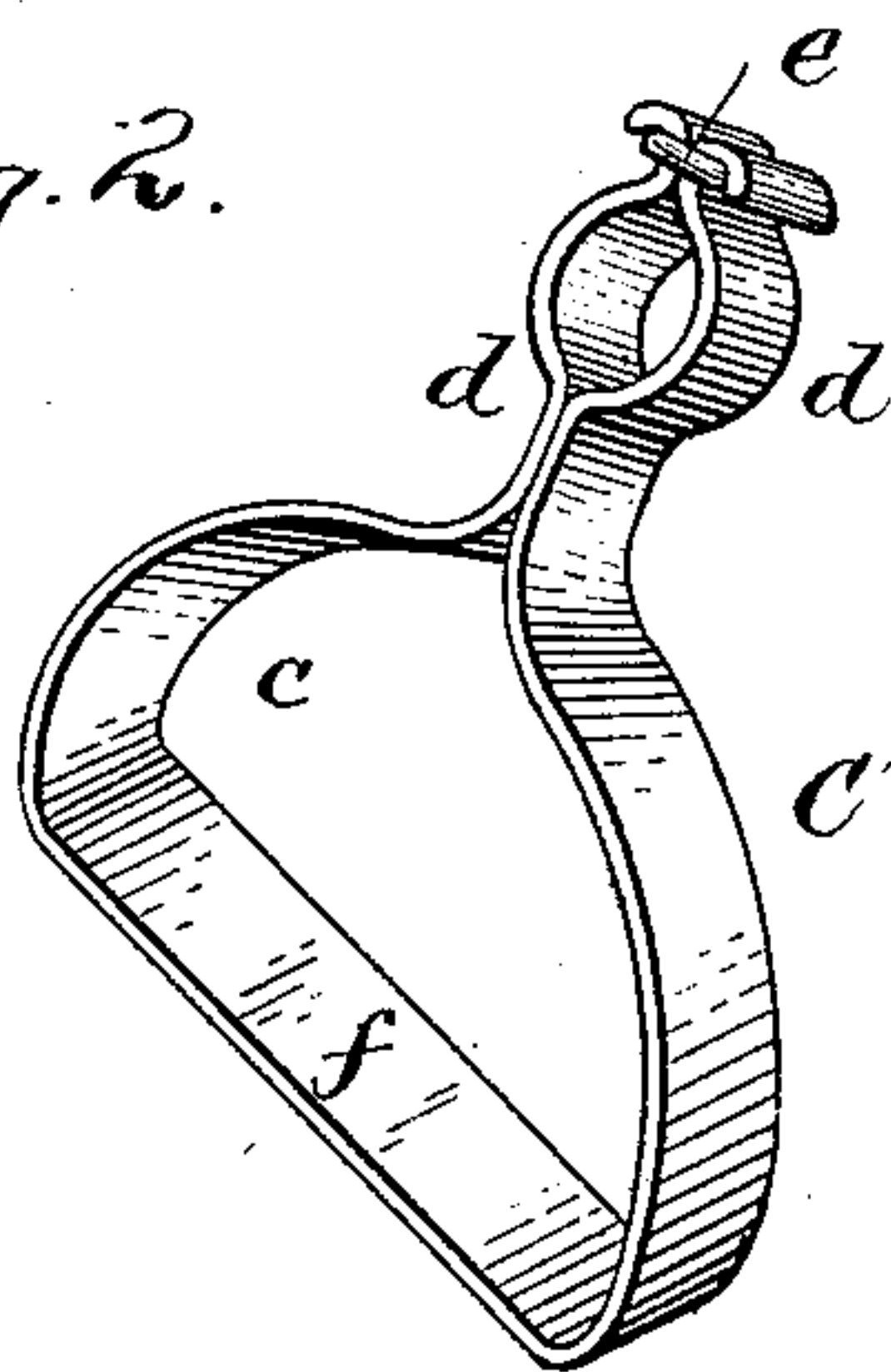
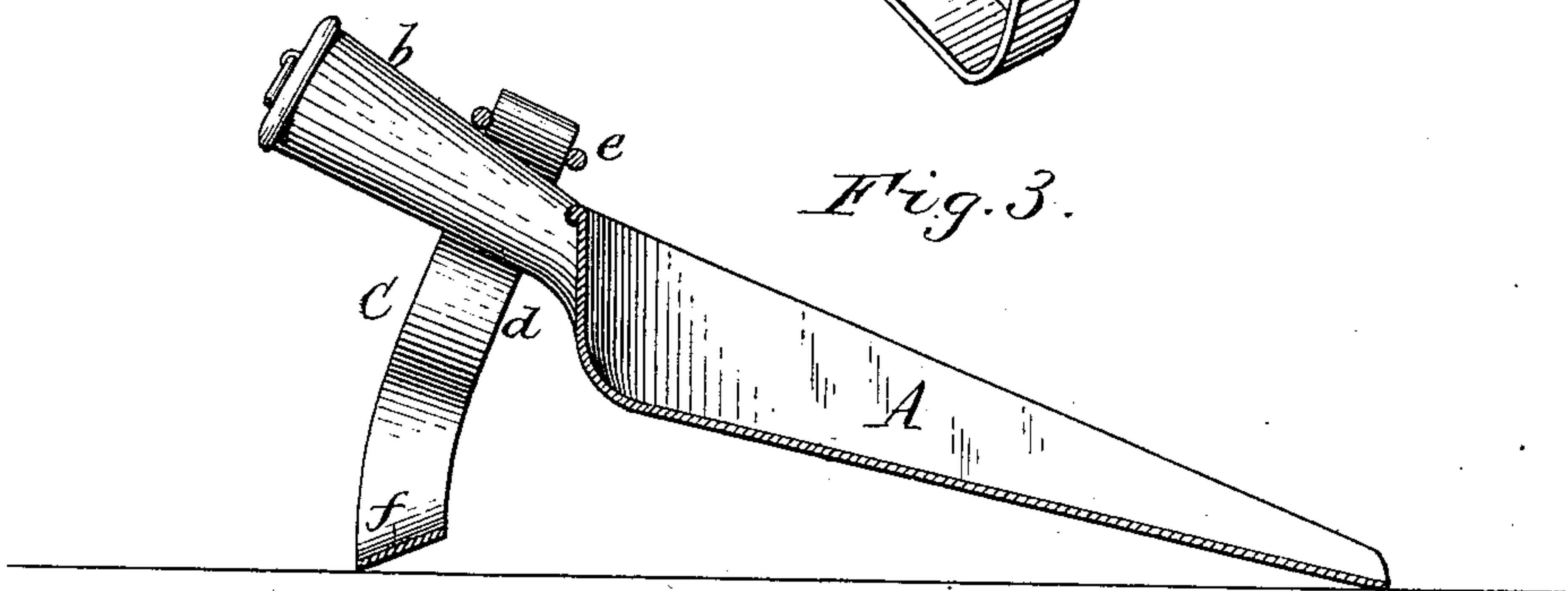


Fig. 3.



Thos. L. Popp
Chas. J. Buchheit } Witnesses.

W. W. Squier Inventor.
By Wilhelm Rimmer
Attorneys.

UNITED STATES PATENT OFFICE.

WALTER W. SQUIER, OF BUFFALO, NEW YORK.

DUST-PAN HOLDER.

SPECIFICATION forming part of Letters Patent No. 335,545, dated February 2, 1886.

Application filed February 5, 1885. Serial No. 155,041. (No model.)

To all whom it may concern:

Be it known that I, WALTER W. SQUIER, of the city of Buffalo, in the county of Erie and State of New York, have invented new and
5 useful Improvements in Dust-Pan Holders, of which the following is a specification.

The object of my invention is to provide a simple clasp or holder, which can be readily attached to the handle of a dust-pan for the
10 purpose of holding and moving the pan about by means of the foot, thereby avoiding the necessity of stooping down, and leaving both hands free for handling the broom or other utensil.

15 My invention consists in the novel construction of the clasp or holder, as will be hereinafter described, and pointed out in the claims.

In the accompanying drawings, Figure 1 represents a perspective view of a dust-pan provided with my improved holder. Fig. 2
20 is a perspective view of the holder removed from the pan. Fig. 3 is a longitudinal section of a dust-pan provided with my improved holder.

25 Like letters of reference refer to like parts in the several figures.

A represents an ordinary dust-pan having the usual handle, *b*, projecting from its rear portion.

30 C represents my improved holder, which consists of a stirrup, *c*, in which the foot of the person using the pan is placed for holding the pan in position, and spring-jaws *d d*, extending upwardly from the stirrup *c* and
35 encircling the handle *b* of the pan. The jaws *d d* are curved to, clasp tightly around the handle *b*, and are preferably provided above the handle *b* with a rubber band or spring, *e*, which assists in holding the jaws *d d* together. The
40 bottom portion of the stirrup *c* is preferably

inclined or raised forwardly, as shown in Fig. 3, so that by pressing the foot on the portion *f* the jaws *d d* are sufficiently depressed to exert a downward pressure on the pan and hold the front edge of the same closely to the
45 floor or carpet. Upon inserting the foot in the stirrup *c*, the dust-pan can be readily moved about and held in the desired position to receive the sweepings without stooping, thus allowing the person to use both hands in sweep-
50 ing.

The holder C is preferably constructed of a single piece of band-iron or other suitable metal possessing the desired degree of elasticity.
55

My improved holder can be cheaply produced, and forms a very convenient attachment to a dust-pan, and it can be readily attached to any dust-pan or removed therefrom
60 when not required for use.

I claim as my invention—

1. A dust-pan holder composed of a stirrup in which the foot is inserted, and clamping-jaws which embrace the handle of the dust-
65 pan, substantially as set forth.

2. A dust-pan holder composed of a stirrup, *c*, having its bottom *f* inclined or raised forwardly, and clamping-jaws *d d*, extending
70 upwardly from the stirrup, substantially as set forth.

3. The combination, with a dust-pan, A, having a handle, *b*, of a stirrup, *c*, provided with clamping-jaws *d d*, which embrace the handle *b* of the pan, substantially as set forth.

Witness my hand this 3d day of January, 75
1885.

WALTER W. SQUIER.

Witnesses:

J. W. PARKER,
HARRY L. BRYANT.