

(No Model.)

L. MAY.
KITCHEN CABINET.

No. 334,260.

Patented Jan. 12, 1886.

Fig. 1.


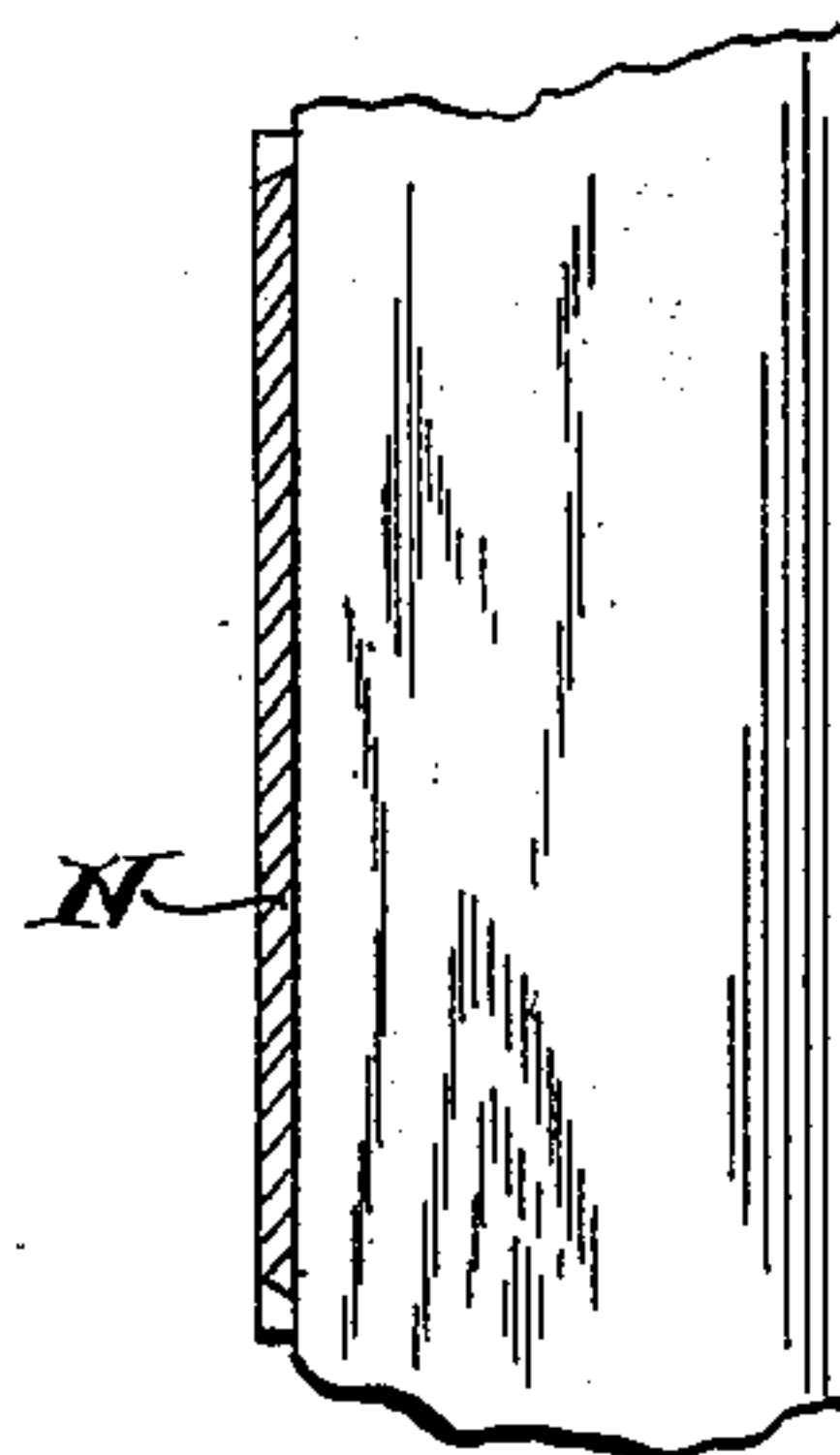
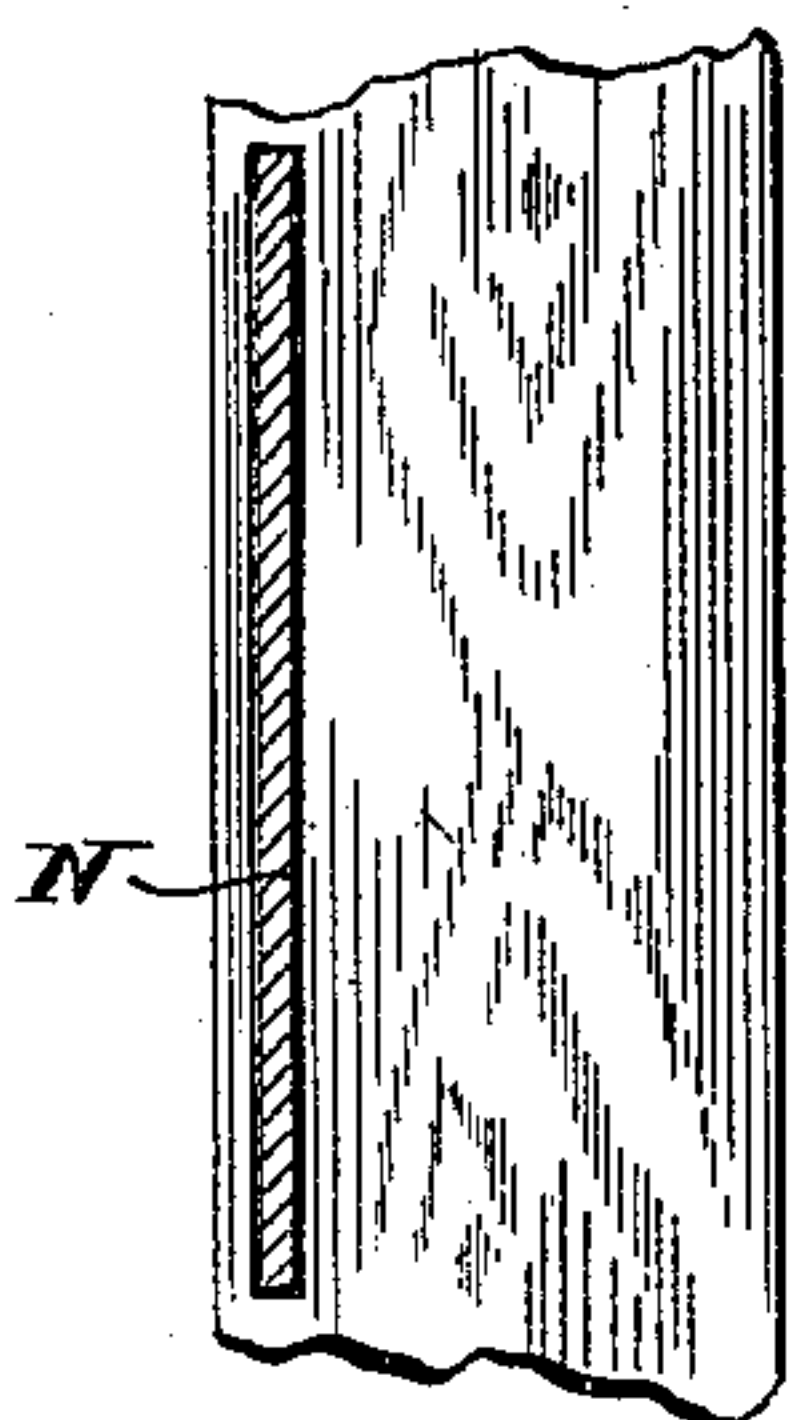


Fig. 2.



Witnesses

R. A. Jones
Wm. A. Jones

Inventor

Leander May

By his Attorney

L. Deane

UNITED STATES PATENT OFFICE.

LEANDER MAY, OF LOCK HAVEN, PENNSYLVANIA.

KITCHEN-CABINET.

SPECIFICATION forming part of Letters Patent No. 334,260, dated January 12, 1886.

Application filed August 1, 1885. Serial No. 173,201. (No model.)

To all whom it may concern:

Be it known that I, LEANDER MAY, a citizen of the United States, residing at Lock Haven, in the county of Clinton and State of Pennsylvania, have invented certain new and useful Improvements in Kitchen-Cabinets, of which the following is a specification, reference being had therein to the accompanying drawings.

Figure 1 is a perspective view of this device, the doors and drawers open to show the internal construction and arrangement. Fig. 2 is a detail showing kneading-board arranged to slide on cleats and in a slot.

This invention belongs to that class of devices known as "kitchen-cabinets," wherein the aim is to embody in a single piece of furniture all parts and features deemed by the housekeeper specially essential for utility and advantage in keeping food in such a compact space as to enable her to economize time and labor to the greatest advantage. Especially are such cabinets of value to people who have a very small family or where space is of great moment.

I am already aware that many devices of this general description have been heretofore made and used, and all I consider now to be novel in the present instance is the special construction and combination of the parts, all as I will now fully set out and explain.

In the accompanying drawings, A is the cabinet. B denotes the table, ironing-board, &c., which at its rear edge is hinged at *b* to the body or frame of the cabinet so that it can be set horizontal for use, as now shown, in which instance it is supported by rods *b'*, which are hinged on its under side at each end and have their other ends set on the cleat *a* on the body. When not in use, it can be folded down against the body A and secured there. On each side of A are the drawers C, which slide in and out of the body of the cabinet, and are designed for flour, meal, &c. Beneath these drawers are the two closets D, each provided with a door, *d*. These closets are convenient receptacles for lard and sugar

buckets, sirup-jug, oil-can, &c. Above the table B is a wide space, E, extending to the back of the frame or body, and affording ample room for the necessary work to be performed on said shelf or table. The cupboard part of the cabinet is above this, and provided with doors F. At the right hand are small drawers G, designed for coffee, tea, spices, and the like. Immediately below these is a small open space, H, where spoon, knife, roller-pin, &c., can be placed when not in actual use, but so as to be ready for immediate use. The longer drawers I are suitable for knives, spoons, &c. The space K at the left hand is for hanging up rolling-pin, pastry-marker, egg-beater, &c. The case of shelves L are for dishes, or pies or cake, &c. This case of shelves is movable, and can be pushed to the left, if desired, or taken out of the cupboard. The shelf M and space above can be used to place any packages of dried herbs, sugar, &c. The kneading-board N may slide through a slot in the side of the body A directly into the back part of the cupboard between drawers I and shelf M, or it may slide on dovetailed cleats on the back of A. I may sometimes make the leaf B without hinges. It will thus be seen that for housekeepers every article is conveniently near, and that when the cabinet is not in use and the drawers shut and doors closed it will occupy but very small space in the kitchen or other room.

Having now described my invention, what I consider new is—

In a kitchen-cabinet, the combination of the main casing provided with cleats, as described, of the row of shelves L in the center of the case, the drawers G G at the right of the shelves L, the square space H at the right hand, and the elongated space K at the left, substantially as and for the purposes set forth.

In testimony whereof I affix my signature in presence of two witnesses.

LEANDER MAY.

Witnesses:

J. N. HELLIVER,
W. L. MERWIN.