

(No Model.)

J. M. HAWLEY.

CUFF RETAINER.

No. 333,297.

Patented Dec. 29, 1885.

Fig. 1.

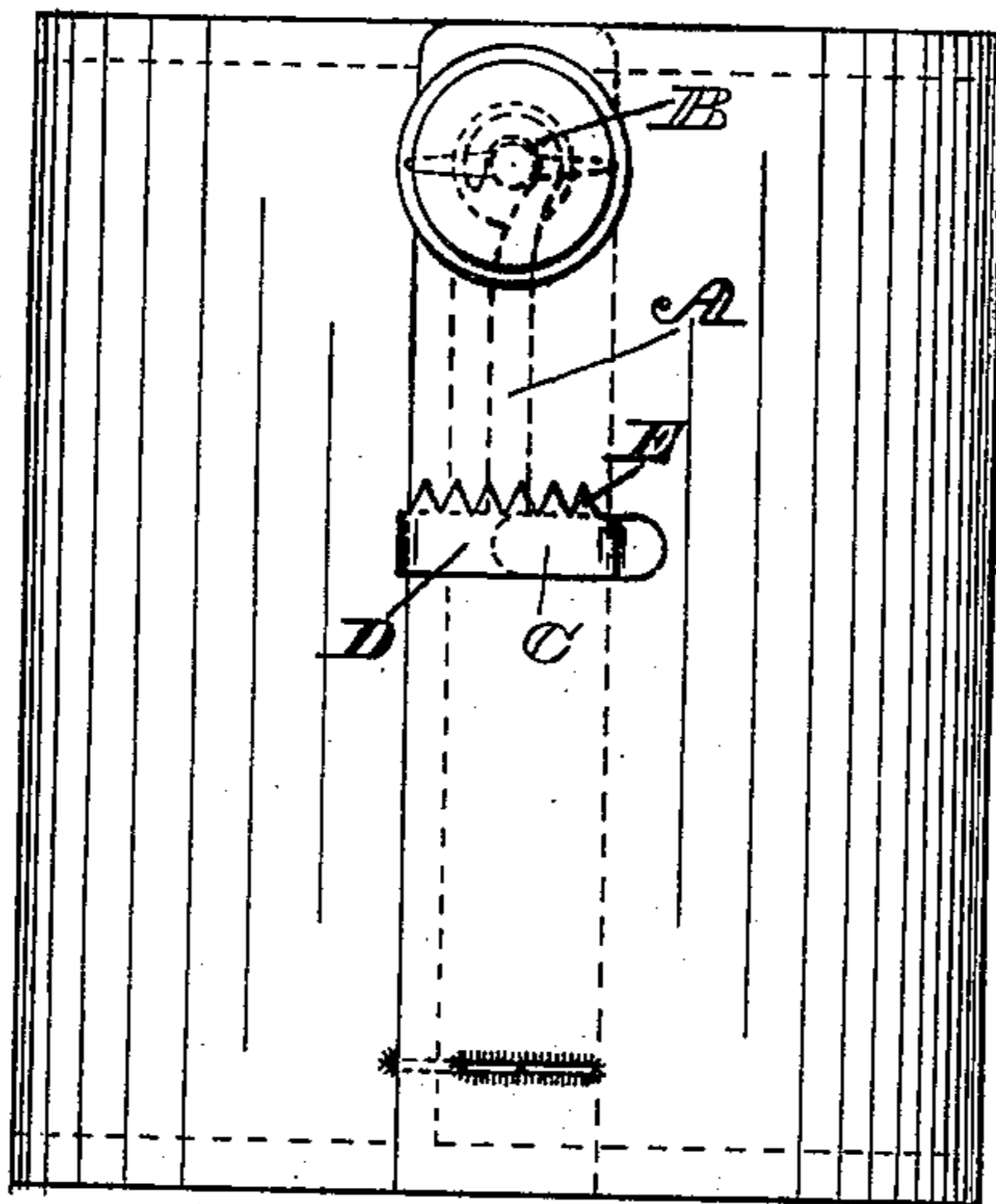


Fig. 2.

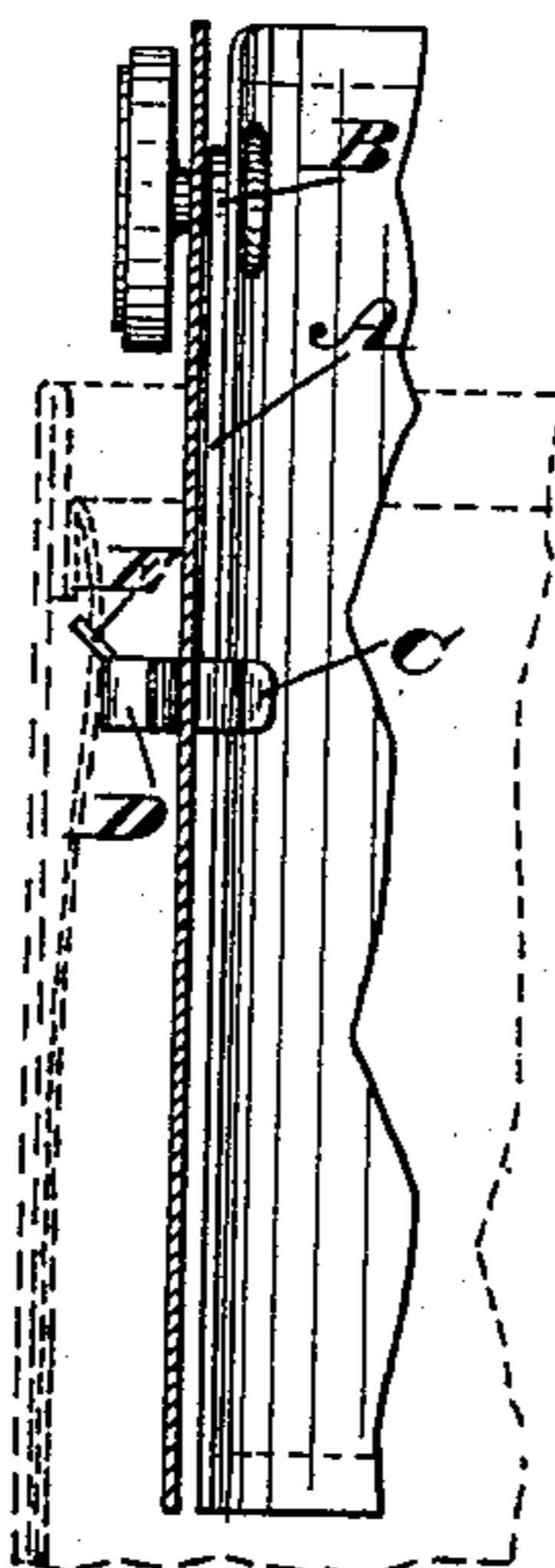



Fig. 3.



WITNESSES:

L. Douville
W. F. Fischer

INVENTOR:

Jos. M. Hawley.
John A. Diederichsen

BY

ATTORNEY.

UNITED STATES PATENT OFFICE.

JOSEPH M. HAWLEY, OF PHILADELPHIA, PENNSYLVANIA.

CUFF-RETAINER.

SPECIFICATION forming part of Letters Patent No. 333,297, dated December 29, 1885.

Application filed April 24, 1885. Serial No. 163,300. (No model.)

To all whom it may concern:

Be it known that I, JOSEPH M. HAWLEY, a citizen of the United States, residing in the city and county of Philadelphia, State of Pennsylvania, have invented a new and useful Improvement in Cuff-Retainers, which improvement is fully set forth in the following specification and accompanying drawings, in which—

Figure 1 represents a front view of a cuff-retainer embodying my invention. Fig. 2 represents a side elevation thereof. Fig. 3 represents an end view thereof.

Similar letters of reference indicate corresponding parts in the several figures.

My invention has for its object the retention of a cuff within the outer sleeve of a garment, especially a lady's dress, whereby by the engagement of the retainer with the garment the cuff is prevented from slipping or shifting outwardly.

Referring to the drawings, A represents a bar or arm having at one end a hook, B, and at the other end two clips, C D, said clips being bent laterally in opposite directions from said bar, and the outer edge of the clip D being serrated or toothed, as at E, said bar, hook, and clips being made preferably of one piece of sheet metal. The retainer is applied to the cuff by connecting the hook of the bar or arm with the shank of the button or stud, it being noticed that said arm occupies a position between the two ends of the cuff. The clip C is then fitted over the edge of the inner end of the cuff and the clip D over the edge of the outer end of the cuff, said clips thus holding the ends of the cuff, and by their action preventing lateral displacement of the inner end of the retainer, it being noticed

that the outer end of the retainer is retained in position by being coupled with the button or stud of the cuff. Consequently the retainer is reliably held in position, and the toothed portion of the clip D appears on the outside of the cuff, whereby, when the cuff is fitted on the arm of the wearer, said toothed portion engages with the inner surface of the sleeve which incloses or surrounds the cuff, and thus the cuff is prevented from slipping or shifting outwardly, it also being noticed that the retainer is concealed by the outer sleeve, and its use avoids pins, clasps, and other objectionable devices usually employed for retaining a cuff in position, the retainer as constructed being simple, convenient, and inexpensive. It is evident that by inserting the fingers between the cuff and outer sleeve the toothed portion of the retainer may be disengaged from said sleeve and the cuff with the retainer withdrawn or removed as desired.

Having thus described my invention, what I claim as new, and desire to secure by Letters Patent is—

1. A cuff-retainer consisting of the bar A, having a hook, B, and clips C and D, the said clip D having a serrated edge, whereby it is adapted to engage with the sleeve, substantially as and for the purpose set forth.

2. A bar having a hook on one end and clips, substantially as described, at the other end, said clips extending in opposite directions, and one of them having a serrated portion, substantially as and for the purpose set forth.

JOS. M. HAWLEY.

Witnesses:

JOHN A. WIEDERSHEIM,
A. P. GRANT.