

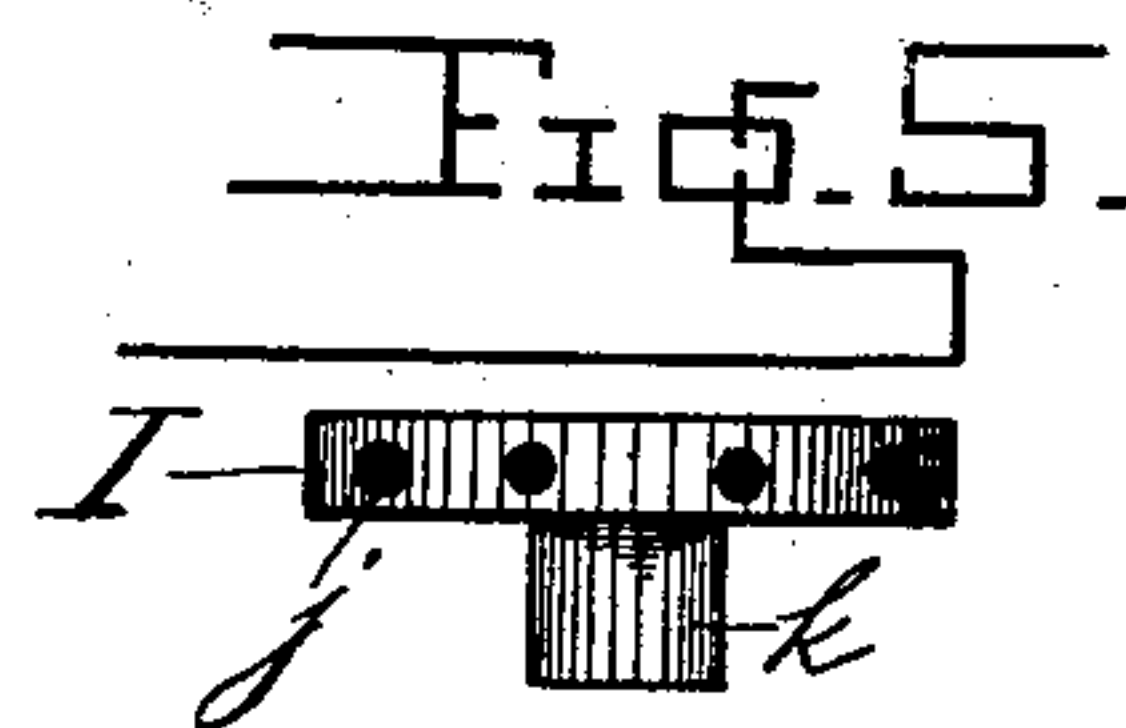
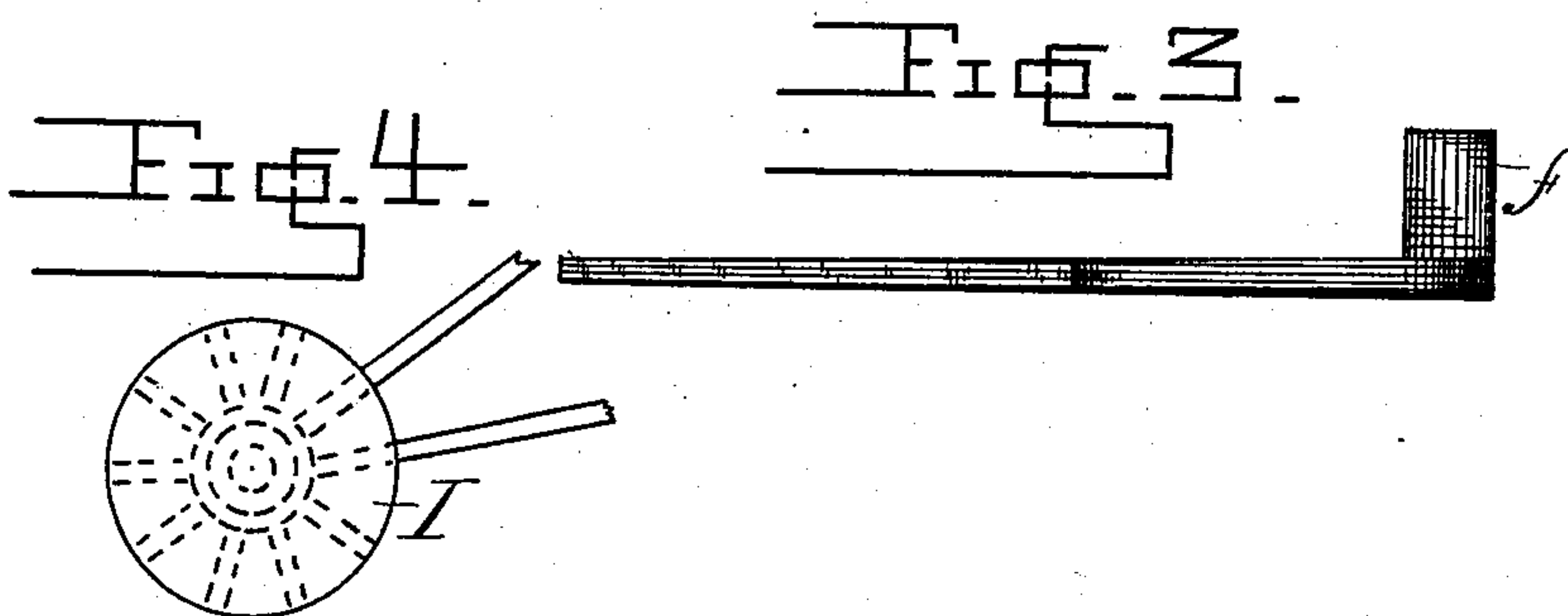
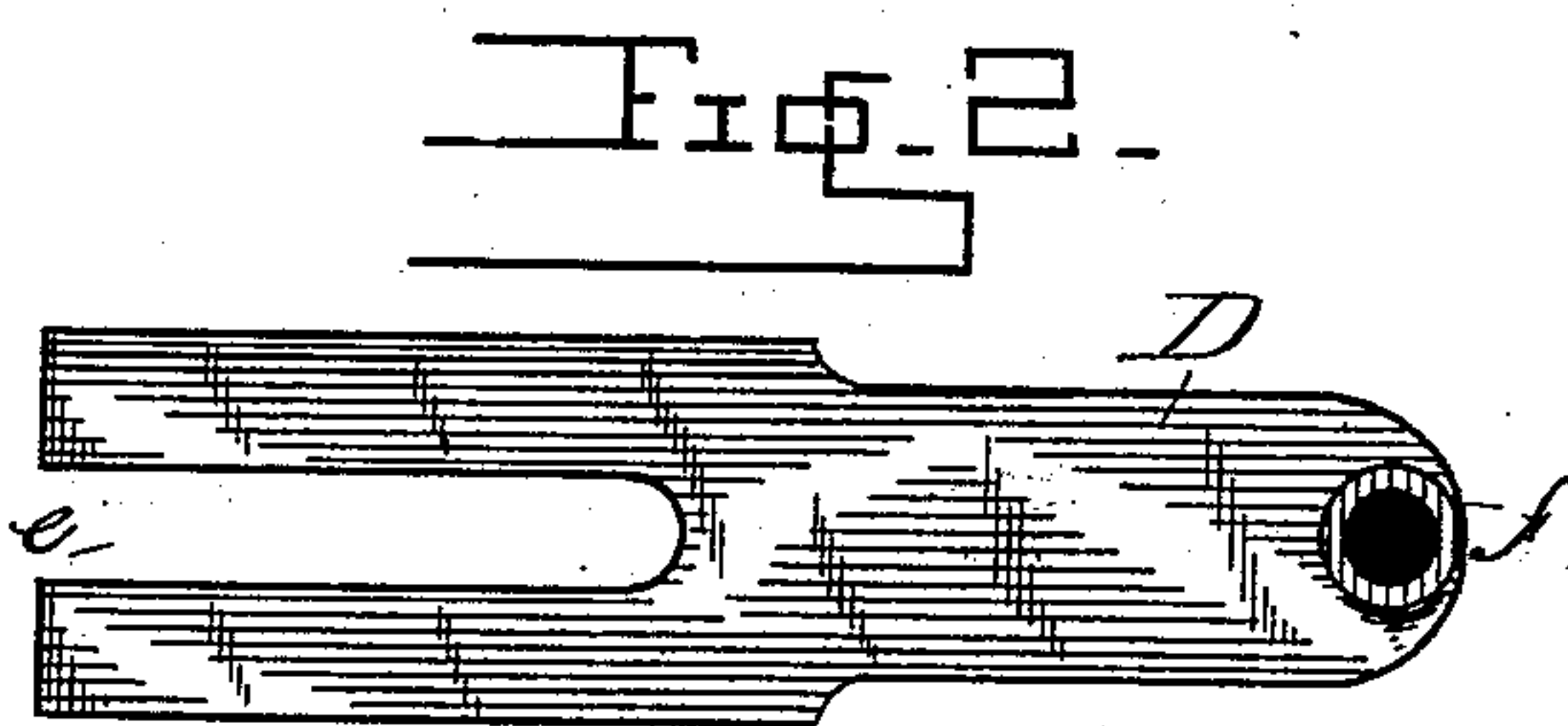
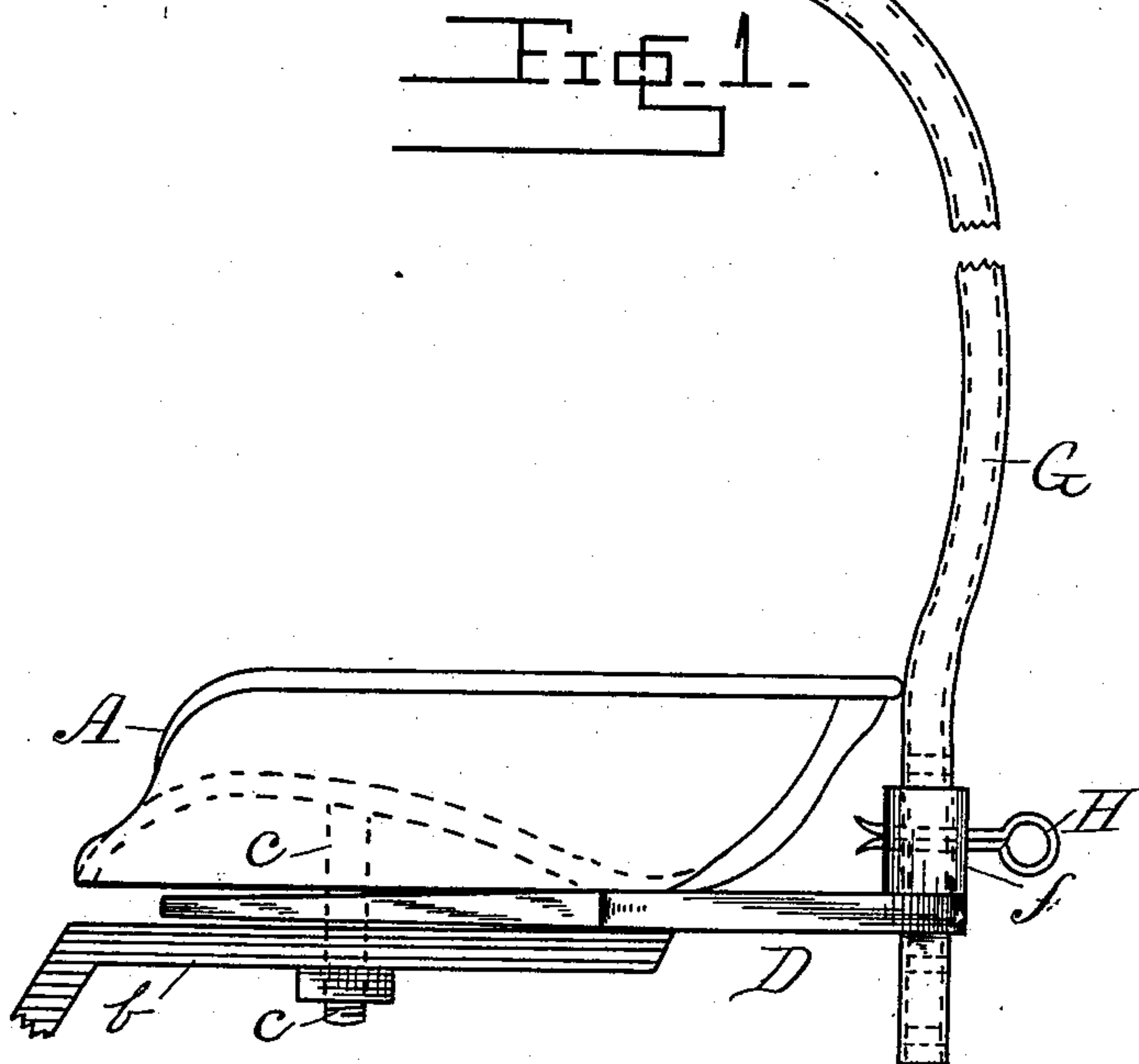
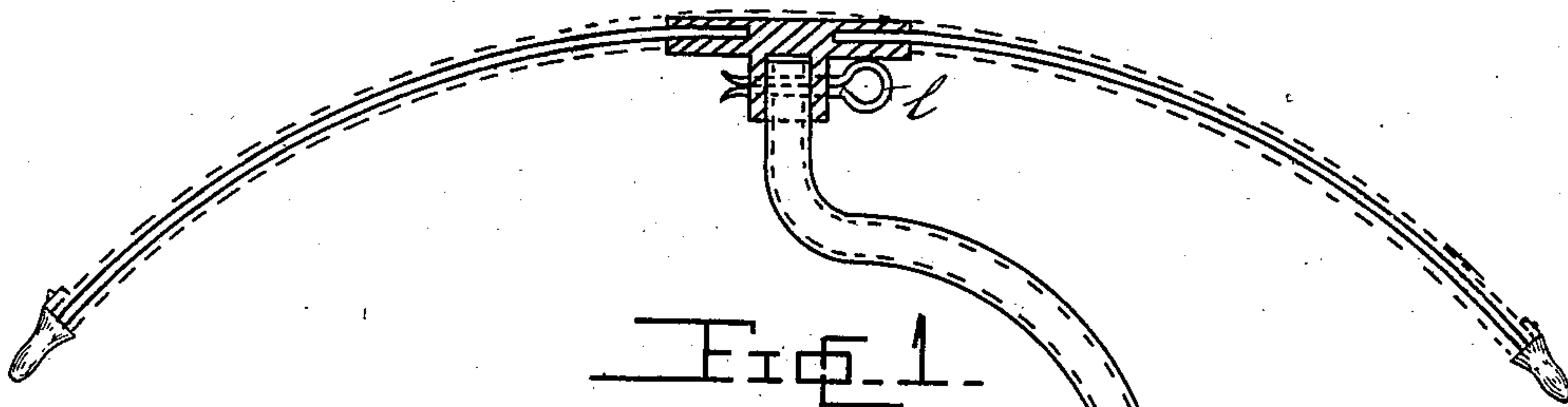
(No Model.)

D. C. MARKHAM.

UMBRELLA SUPPORT.

No. 332,917.

Patented Dec. 22, 1885.



WITNESSES;

*Josh. H. Blackwood*  
*R. E. DuBois*

INVENTOR

*Dewitt C. Markham*  
by *M. M. Doolittle*  
Attorney

# UNITED STATES PATENT OFFICE.

DEWITT C. MARKHAM, OF UTICA, NEW YORK, ASSIGNOR TO THE EUREKA  
MOWER COMPANY, OF SAME PLACE.

## UMBRELLA-SUPPORT.

SPECIFICATION forming part of Letters Patent No. 332,917, dated December 22, 1885.

Application filed March 7, 1885. Serial No. 158,001. (No model.)

*To all whom it may concern:*

Be it known that I, DEWITT C. MARKHAM, a citizen of the United States, residing at Utica, in the county of Oneida and State of New York, have invented certain new and useful Improvements in Vehicle-Umbrellas; and I do hereby declare the following to be a full, clear, and exact description of the invention, such as will enable others skilled in the art to which it ap-  
10 pertains to make and use the same.

My invention relates to umbrellas to be used in connection with seats of vehicles of various kinds; and it consists of improvements in the means for connecting the umbrella to the seat,  
15 and in means for fixing it at the desired height.

My improvements are illustrated in the accompanying drawings, in which Figure 1 is a sectional side view in elevation of the entire invention; and Figs. 2, 3, 4, and 5, detached  
20 views of separate parts.

In the drawings, A represents a seat secured to a suitable support, b, which may be a spring or a part of the frame-work, by a bolt, c.

D is an iron plate, (shown in detail, Figs. 25 2 and 3,) provided at one end with an open slot, e, and at the other end with an upright open hub, f. This plate is placed beneath the seat, between it and the support b, and is held securely in place by the seat-bolt c, which passes  
30 through the slot e, as shown in Fig. 1.

G is an umbrella-staff, constructed, preferably, of gas-pipe. It is held in the hub f of the plate D at any desired height by means of a spring-key, H, which is passed through a hole in the staff (the staff being provided with a number of such holes) and a corresponding hole in the hub f. The umbrella-staff is bent, substantially as shown, outwardly near the seat, and inwardly near the top, so as to af-  
40 ford perfect freedom of movement and action of the occupant of the seat, and at the same time to bring the center of the umbrella directly over the driver's head.

I is a device (shown in detail, Figs. 4 and

5) to take the place of the usual form of notch in umbrellas for supporting the ribs. It consists of a rim having holes j to receive the umbrella-ribs, and an open hub, k, which slips over the upper end of the umbrella-staff and is fastened thereto by means of a spring-key, 50  
7. This device—the canopy-top—is made the subject of another application, No. 173,066, filed July 30, 1885, and is described here for the purpose of showing how the top is re-  
55 moved.

It will be seen by my improvements that the entire application can be easily and quickly attached to and detached from the seat or other support and taken apart.

Having thus described my invention, what I claim, and desire to secure by Letters Patent, is—

1. In combination with a vehicle-seat and seat-bolt, an independent separate slotted supporting-plate placed beneath the seat and be-  
65 tween the seat and a suitable support, and held securely in place by the seat-bolt, substantially as described.

2. In combination with a vehicle-seat, the supporting-plate D, provided with a hub, f, 70 the umbrella-staff supplied with holes, and the spring-key H, whereby the staff may be adjusted as to height, substantially as described.

3. In combination with a vehicle-seat, the slotted supporting-plate D, having the open hub f, the umbrella-staff G, bent as shown, the spring-key for adjusting the height of staff, and a removable top, substantially as de-  
75 scribed.

In testimony whereof I affix my signature in presence of two witnesses.

DEWITT C. MARKHAM.

Witnesses:

O. J. CHILDS,  
F. T. DE LONG.