

(No Model.)

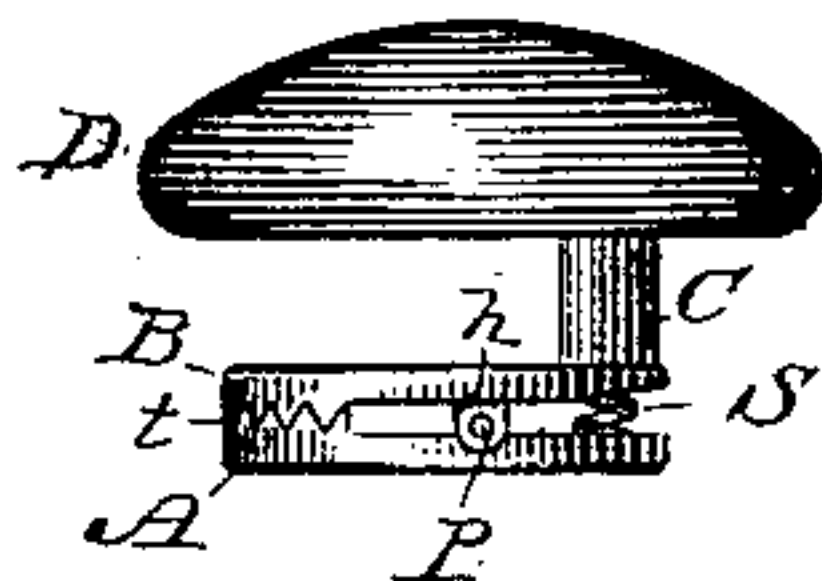
E. B. NOCK.

CUFF AND COLLAR BUTTON.

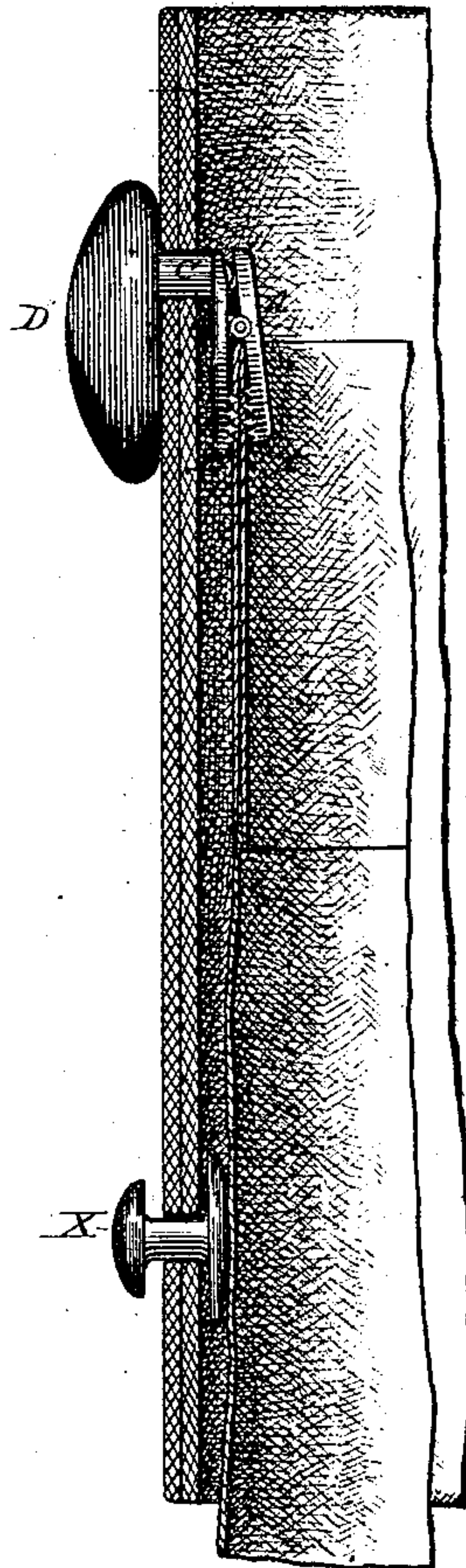
No. 332,620.

Patented Dec. 15, 1885.

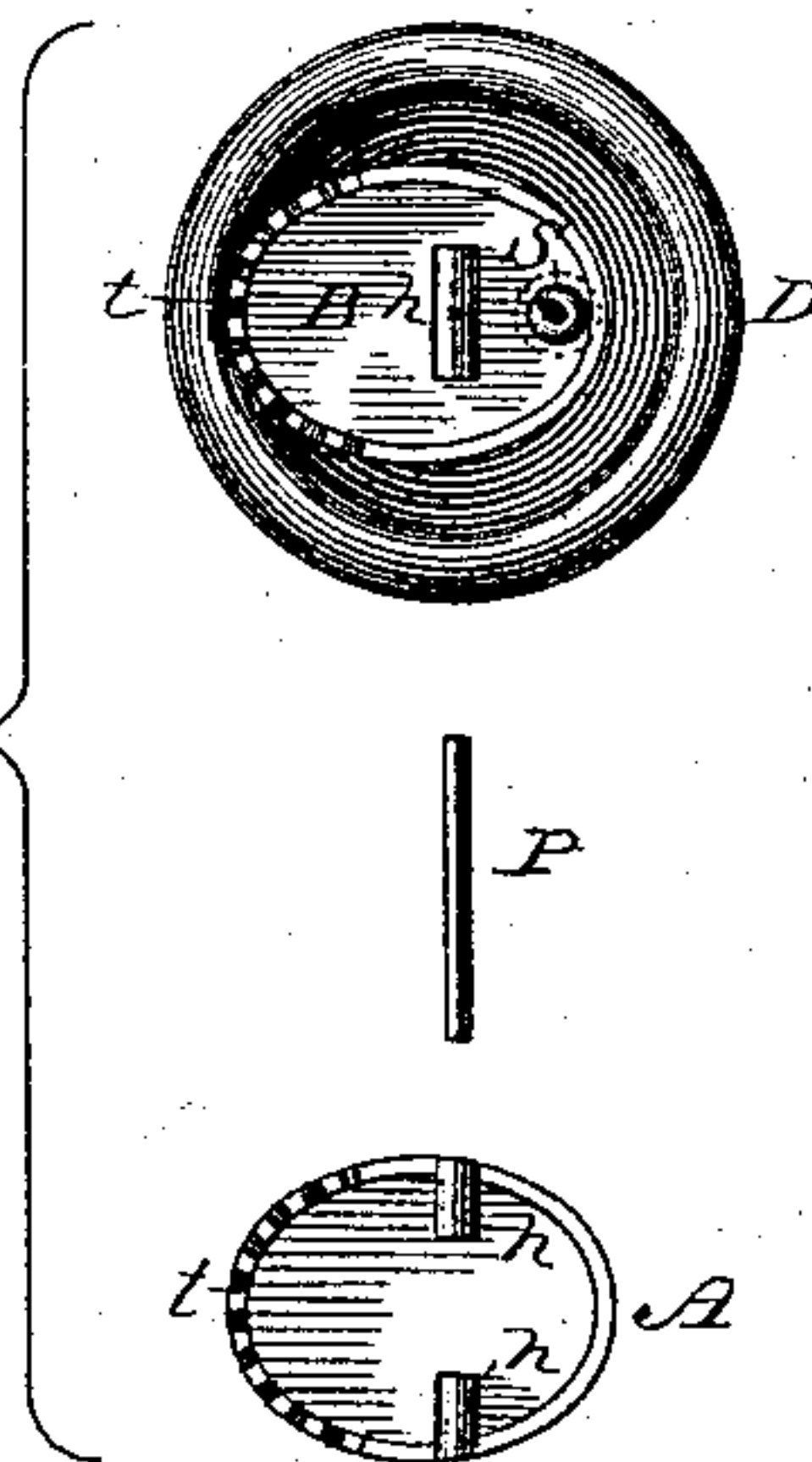
*Fig. 1.*



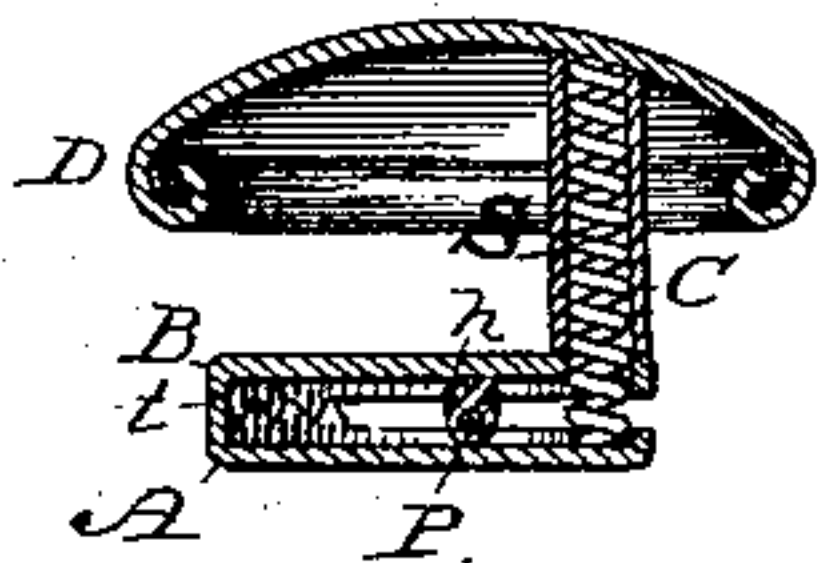
*Fig. 4.*



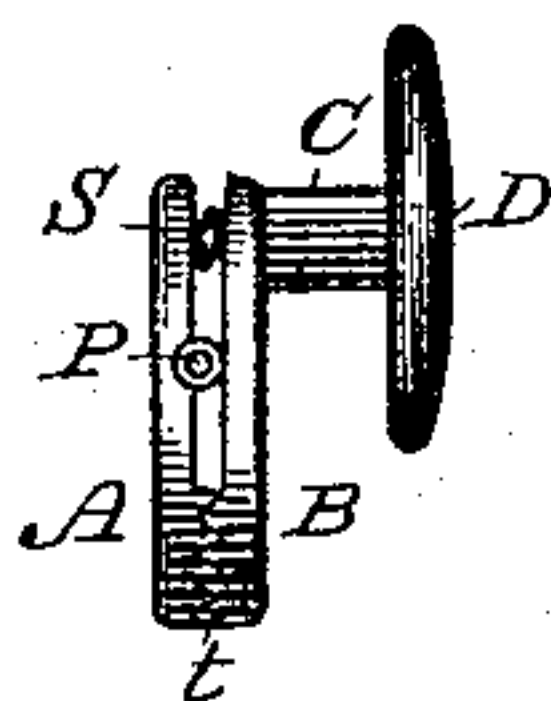
*Fig. 3.*



*Fig. 2.*



*Fig. 5.*



Witnesses:

Ed. A. Newman,  
Al. C. Newman.

Inventor.

EDWARD B. NOCK,  
By his Attorney

*Wm. L. Ewin.*



# UNITED STATES PATENT OFFICE.

EDWARD B. NOCK, OF BROOKLYN, NEW YORK.

## CUFF AND COLLAR BUTTON.

SPECIFICATION forming part of Letters Patent No. 332,620, dated December 15, 1885.

Application filed June 22, 1885. Serial No. 169,339. (No model.)

*To all whom it may concern:*

Be it known that I, EDWARD B. NOCK, a citizen of the United States, residing at Brooklyn, in the State of New York, have invented a new and useful Improvement in Cuff and Collar Buttons, of which the following is a specification.

The primary object of the present invention is to provide means for attaching shirt-cuffs to wristbands with greater facility than heretofore, and so as to facilitate taking them off quickly and without soiling the linen, and to obviate any buttoning operation at the "upper" end of the cuff in attaching the cuff.

This invention consists in an improved "button," which may have the form and functions of an ordinary detachable button or "stud," and one disk of which forms one jaw of a spring-closed clasp, which is opened by simply pressing the button between finger and thumb, to take hold or let go of the wristband in the case of a cuff-button, or of a scarf or necktie in the case of a collar-button; also in certain details of its construction, as hereinafter more fully set forth.

A sheet of drawings accompanies this specification as part thereof.

Figure 1 of these drawings is an edge view of a cuff-button illustrating this invention. Fig. 2 represents a section thereof in a plane parallel to the plane of vision of Fig. 1. Fig. 3 is a back view of the button with its principal parts separated. Fig. 4 represents a section through a fastened and attached cuff provided with said button, illustrating its operation; and Fig. 5 is an edge view of a collar-button constructed on the same principle.

Like letters of reference indicate corresponding parts in the several figures.

My improved cuff and collar buttons are each composed of a pair of "jaw-disks," as they may be termed, (marked A B in the drawings,) a tubular shank or stem, C, rigidly attached to said disk B, and another disk, D, attached to the other end of the stem, together with a pintle, P, and its appurtenances, by which said disk A is hinged to said disk B, and a spiral spring, S, partly inclosed within the tubular stem C, and reacting between said disks A and D, near one edge of the former and on one side of the pintle P, so as to press

together the edges of said jaw-disks A and B at a diametrically-opposite point, where they are provided with intermeshing teeth *t*. Said edge of the movable jaw-disk A, hereinafter termed its "lever edge," diametrically opposite its toothed edge, is thus located opposite said disk D, which is hereinafter termed the "head" of the button, so that by pressing the button between finger and thumb, applied to said jaw-disk and said head in line with the stem, the jaws are opened for taking hold or letting go, as aforesaid. The jaw-disks A B have both been made of a cupped shape by one pair of dies, with their said teeth *t* formed by serrations in their edges, and with hinge-tubes *h h* soldered fast thereon, to receive the pintle P. These and like details, including the form of the hinge and that of the spring, and the shape of the disks, are not considered essential to the first part of my invention, nor to each other, except as hereinafter expressed in my claims.

The disk D in a cuff-button forms or aids in forming an ornamental head or front, as represented in Figs. 1 to 4, inclusive. In a collar-button, Fig. 5, said disk D forms or aids in forming the back or shoe of the button, and in this case the disk A may be ornamented or provided with gems or like decorations, as it, and not the former, is exposed to view. In either case the disk D may be of any preferred form and construction.

In a cuff-button, Figs. 1 to 4, the head or "shoe" formed by the disks A B and their appurtenances is passed through the outer or lower button-holes of the cuff before or after applying the cuff to the hand. The button is then grasped between a finger and thumb, so as to compress the spring S and "open the jaws" at said toothed point. This point, being directed upward, is readily made to embrace the edge of the wristband of the shirt-sleeve, and when the grasp on the button is relaxed closes upon the wristband under the reaction of the spring, and causes the button, and therewith the cuff, to be securely attached. An ordinary stud, X, Fig. 5, may be used to close the upper end of the cuff, but not to attach the cuff.

The cuff is quickly and easily detached and removed at will, and this can be done when



the hands are wet or soiled without soiling the linen by simply grasping the button between finger and thumb, compressing it, to detach it, and therewith the cuff, from the wristband, 5 and removing the cuff from the hand by means of the button.

In a collar-button, Fig. 5, the jaws are in front or outside, and serve to attach the scarf or necktie to the button by grasping its upper 10 edge.

Having thus described my said improvement in cuff and collar buttons, I claim as my invention and desire to patent under this specification—

15 1. An improved button having a pair of jaw-disks and a head at the respective extremities of a suitable shank or stem, and provided with a spring tending to keep the jaws closed, the movable jaw-disk having its 20 lever edge opposite said head of the button in line with the stem, substantially as herein specified, for the purposes set forth.

2. The combination, in a button, of two disks and a tubular shank or stem rigidly united with each other, a spiral spring partly 25 within said shank or stem, and a movable jaw-disk hinged to one of the aforesaid disks and acted on by said spring on one side of its hinge, to form a supplemental attaching device, substantially as herein specified. 30

3. The within-described cuff-button, having at the shoe end of its shank or stem a pair of jaw-disks united by a transverse pin- 35 tle and forming jaws to take hold of the wristband of a shirt-sleeve, and provided with a jaw-closing spring, the back disk being the movable jaw-disk, and having its lever edge substantially in line with said stem, for attaching and detaching the button, and therewith the cuff, in the manner set forth.

EDWARD B. NOCK.

Witnesses:

J. LANCASTER,  
L. N. SALMON.