

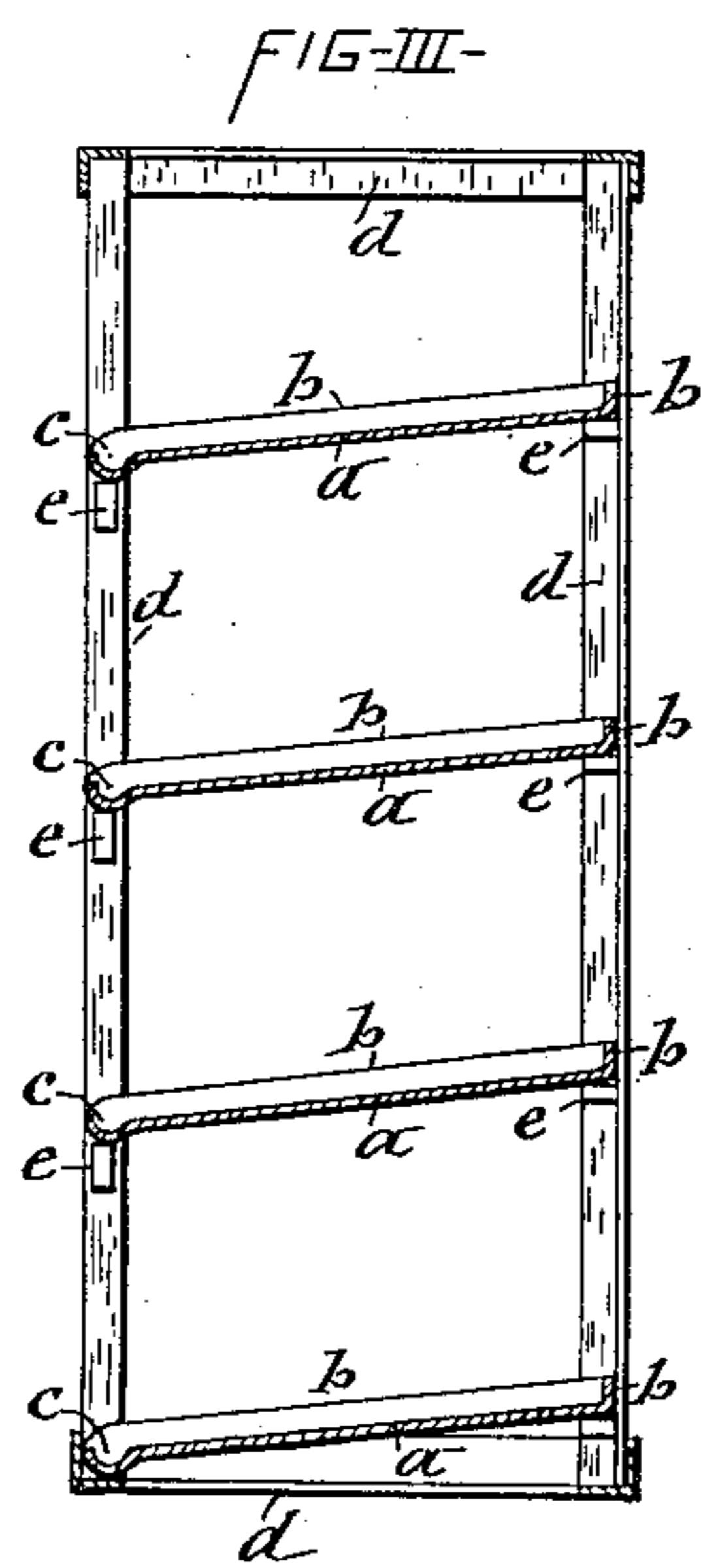
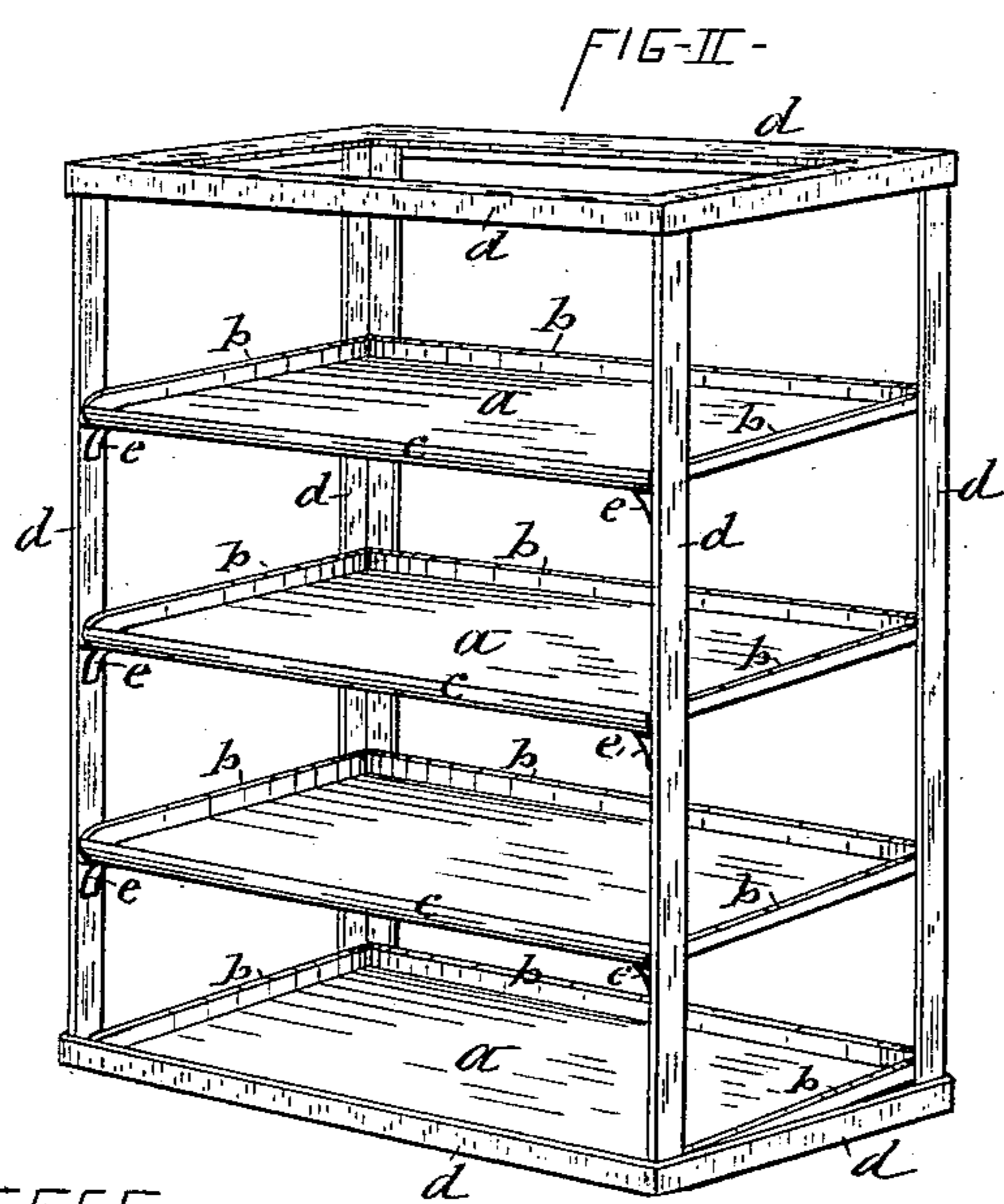

(No Model.)

W. DENTON.

CABINET FOR BOOTS AND SHOES.

No. 332,238.

Patented Dec. 15, 1885.



WITNESSES

E. Bendixon  
E. C. Cannon

INVENTOR:

Whitley Denton  
per Knell, Laess & May  
his Atty.

# UNITED STATES PATENT OFFICE.

WHITLEY DENTON, OF LITTLE FALLS, NEW YORK.

## CABINET FOR BOOTS AND SHOES.

SPECIFICATION forming part of Letters Patent No. 332,238, dated December 15, 1885.

Application filed September 21, 1885. Serial No. 177,683. (No model.)

*To all whom it may concern:*

Be it known that I, WHITLEY DENTON, of Little Falls, in the county of Herkimer, in the State of New York, have invented new and  
5 useful Improvements in Cabinets for Boots and Shoes, of which the following, taken in connection with the accompanying drawings, is a full, clear, and exact description.

In every properly-conducted house the disposal of overshoes or rubbers, especially when  
10 wet and soiled, is a source of much annoyance, and hitherto said articles in many cases had to be left outdoors to avoid carrying the wet and soil into the house.

The object of my invention is to obviate the aforesaid annoyance; and to that end my invention consists of the novel, simple, and convenient receptacle for overshoes and rubbers,  
15 as hereinafter described, and set forth in the claims.

In the annexed drawings, Figure I is a perspective view of a case or cabinet embodying my invention. Fig. II is a perspective view  
25 of the rack or frame supporting the shelves on which to deposit the shoes or rubbers, and Fig. III is a vertical transverse section taken through the center of the aforesaid cabinet.

Similar letters of reference indicate corresponding parts.

A represents a case or cabinet, and *d* designates a metallic frame, which is fitted removably in the said cabinet, and has affixed to it  
30 brackets *e e*, on which are mounted removable shelves *a a*, composed, preferably, of galvanized iron. These shelves constitute the receptacles for the overshoes and rubbers, and are supported inclining and provided on their

lower edge with a gutter, *c*, the other edges of the shelves being provided with upturned marginal flanges *b b b*, to guard against drip-  
40 ping of the water from the shelves, the water being conducted from the overshoes or rubbers to the gutter *c* by the inclination of the shelves. The shelves can be removed from the cabinet whenever it becomes necessary to empty the  
45 gutters or clean the shelves.

The frame *d*, with the shelves *a*, constitutes a rack, which may be used without the case A, and may also be applied to the base of a hat-  
50 rack or hall-tree.

Having described my invention, what I claim as new, and desire to secure by Letters Patent, is—

1. The combination, with the case A, of the metallic frame *d*, arranged in said case removably therefrom, and the shelves *a*, supported  
55 inclining in said frame, and each formed with the gutter *c* on its lower edge, substantially as described and shown.

2. The combination of the case A, the metallic frame *d* in said case, and the shelves *a*, arranged removably and inclining in said  
60 frame, and formed with marginal flanges *b*, and with gutters *c* at their lowest edges, substantially as described and shown.

In testimony whereof I have hereunto signed my name and affixed my seal, in the presence of two attesting witnesses, at Syracuse, in the county of Onondaga, in the State of New York,  
65 this 1st day of September, 1885.

WHITLEY DENTON. [L. S.]

Witnesses:

FREDERICK H. GIBBS,  
C. BENDIXON.